



CHAIN Annual Report for Brent

1st April 2011
to
31st March 2012



CHAIN Annual report for Brent 2011/12

Contents

Outreach Work

1) Rough sleeping

People seen by outreach or building based (BBS) teams in the year - rough sleeping or contacted either on the streets or in services

2) Rough sleeping (rolling) (flow, stock and returner)

People seen rough sleeping by outreach or building based (BBS) teams in the year by the flow, stock and returner model

3) Rough sleeping volume (flow, stock and returner)

People seen rough sleeping by number of bedded down contacts during the year, by flow, stock and returner model

4) Nationality of rough sleepers

People seen rough sleeping by outreach or BBS teams during the year by flow, stock and returner model.

5) Accommodation and reconnection events (Outreach)

Outreach accommodation (bookings and referrals) and reconnection events achieved in the year by type of accommodation

Hostels, assessment centres, rolling shelters and second stage accommodation

6) Arrivals

Temporary accommodation arrivals by accommodation project and source of referral.

7) Departures - destination on departure

Departure actions by destination on departure

8) Departures - planned or unplanned

Departures by whether or not the departure was planned or unplanned

Demographics

9) Gender

People contacted by outreach or BBS teams and/or arriving in or departing from accommodation in the year by gender

10) Age

People contacted by outreach or BBS teams and/or arriving in or departing from accommodation in the year by age

11) Ethnicity

People contacted by outreach or BBS teams and/or arriving in or departing from accommodation in the year by ethnicity

Support needs, institutional history and wider street population

12) Support needs

People contacted by outreach or BBS teams and/or arriving in accommodation in the year by support needs

13) Experience of armed forces, care and prison

People contacted by outreach or BBS teams and/or arriving in accommodation in the year by experience of the armed forces, care or prison

Appendices

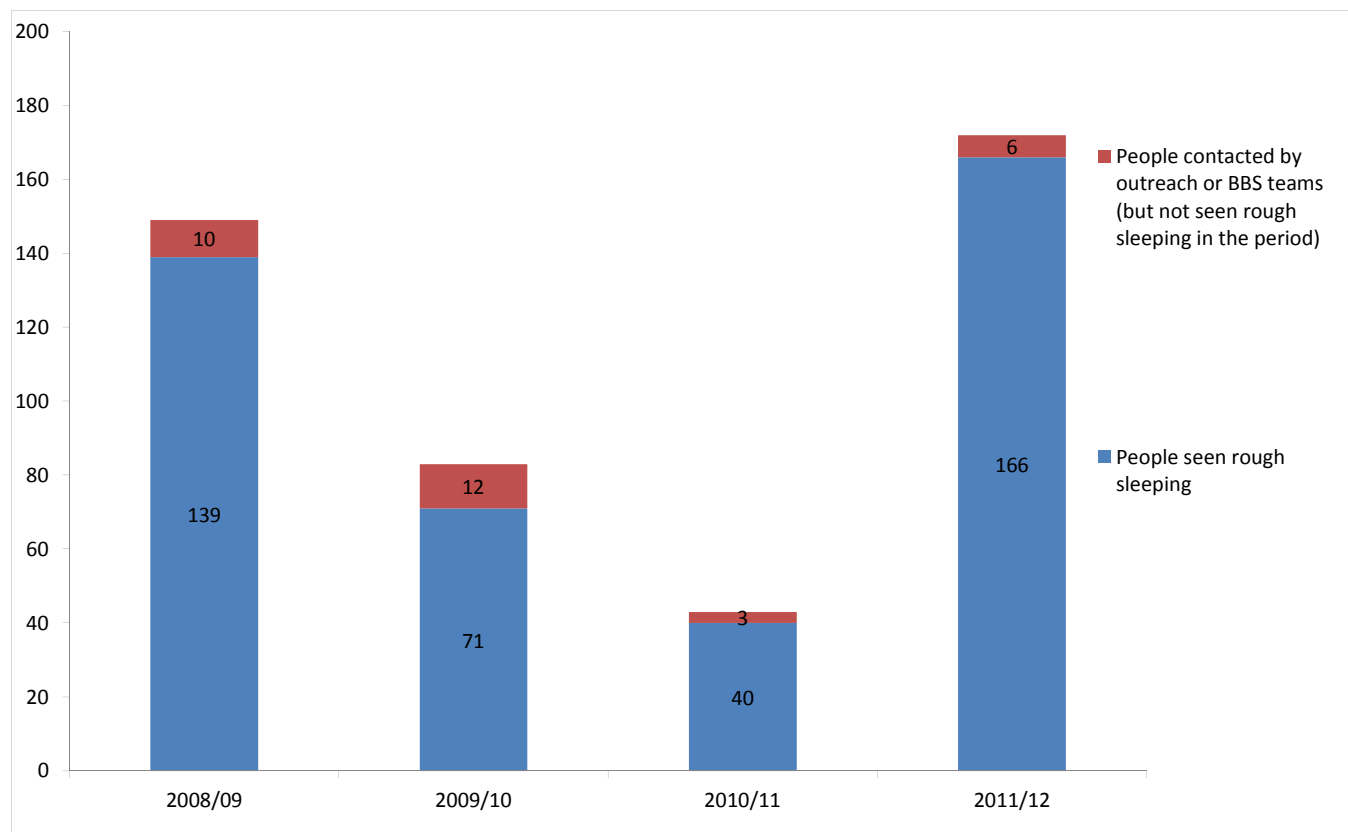
Arrival and departure tables broken down by project

CHAIN Annual report for Brent

Outreach Work

1) Rough sleeping

People seen by outreach or building based (BBS) teams in the year - rough sleeping or contacted either on the streets or in services



2008/09 base: 149
 2009/10 base: 83
 2010/11 base: 43
 2011/12 base: 172

172 verified rough sleepers were contacted by services in Brent during the year. This is an increase from 43 last year.

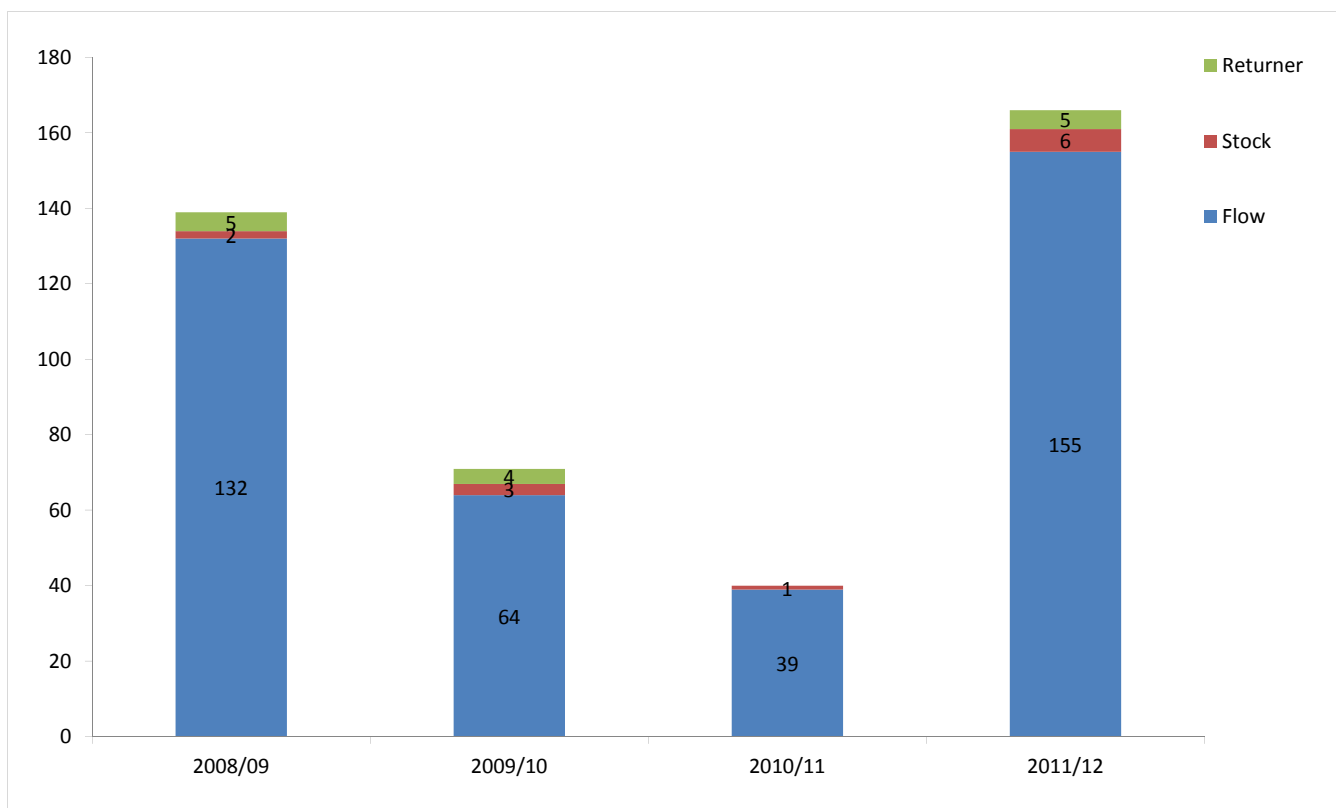
Of these 172, 166 had a bedded down street contact in the year and so were known to have slept rough in Brent during the year.

2) Rough sleeping (rolling) (flow, stock and returner)

model

The flow, stock and returner model categorises people seen sleeping rough according to whether they have also been seen bedded down in previous periods:

Flow	People who have never been seen sleeping rough before
Stock	People who have also been seen bedded down between 1st April 2010 to 31st March 2011
Returner	People who were also seen sleeping rough at least over a year ago, but not between 1st April 2011 and 31st March 2012



2008/09 base:	139
2009/10 base:	71
2010/11 base:	40
2011/12 base:	166

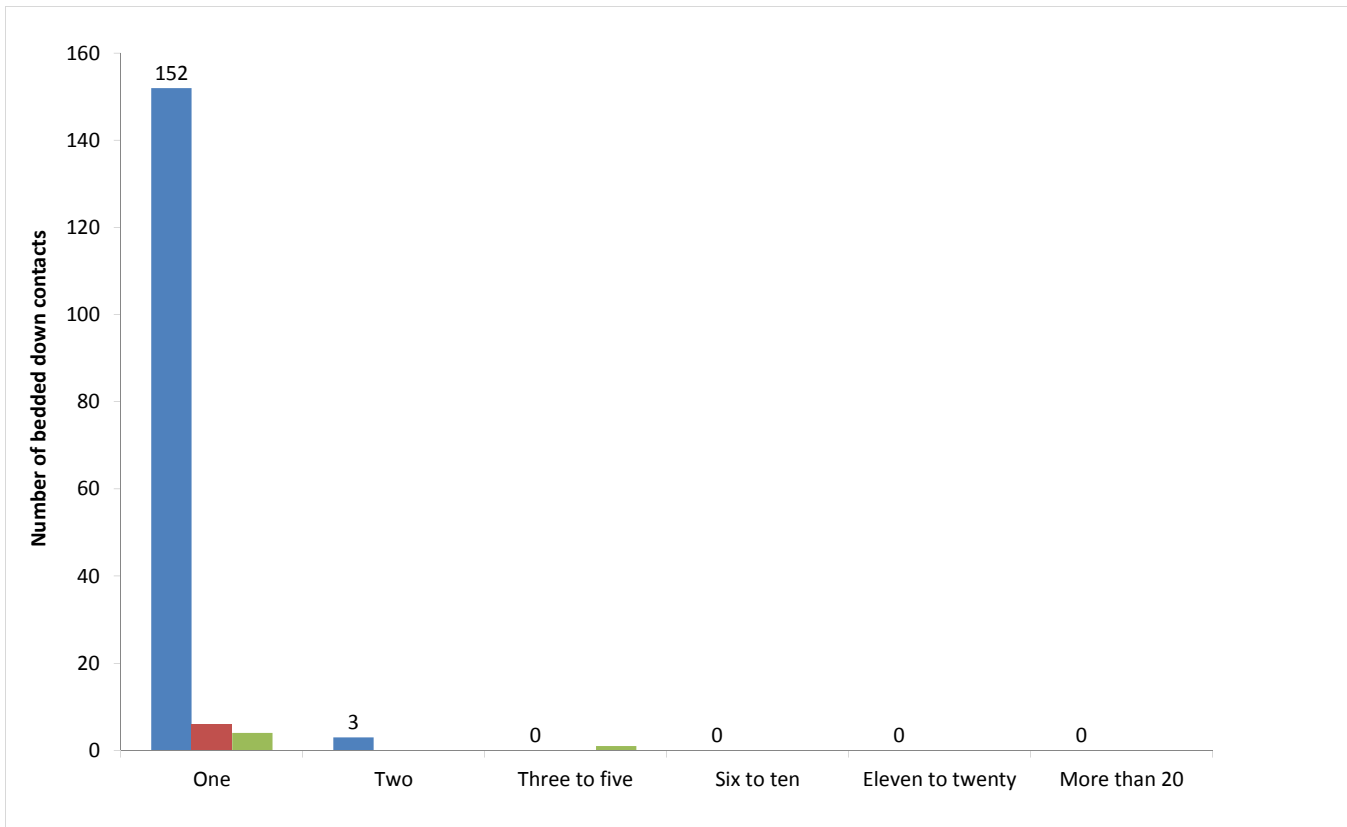
155 people rough sleeping were flow (new to the streets). This means they had not previously been contacted by any outreach or BBS team that reports to CHAIN and were verified as a rough sleeper this year.

6 people rough sleeping were stock. This means they had been contacted by an outreach or BBS team during this year in addition to the year preceding this period.

5 people seen rough sleeping were returners. This means they had been seen sleeping rough by outreach or BBS teams sometime before 1st April 2010, have not slept rough for at least a year, but have been seen sleeping rough prior to this.

3) Rough sleeping volume (flow, stock and returner)

People seen rough sleeping by number of bedded down contacts during the year, by flow, stock and returner model



Base (Flow): 155
 Base (Stock): 6
 Base (Returner): 5

The proportion of stock, flow and returner people contacted across Brent this year is similar to the previous year.

Of the 166 people seen rough sleeping this year, 162 only had a single bedded down street contact.

4) Nationality of rough sleepers

People seen rough sleeping by outreach or BBS teams during the year by flow, stock and returner model.

Nationality	Flow	Stock	Returner	TOTAL	%
UK	60	1	2	63	38%
Ireland (Republic of)	8			8	5%
Portugal	5		1	6	4%
Bulgaria				0	0%
Czech Republic	2			2	1%
Estonia				0	0%
Hungary	1			1	1%
Latvia	1			1	1%
Lithuania	2			2	1%
Poland	14	1		15	9%
Romania	8			8	5%
Slovenia				0	0%
Slovakia				0	0%
Central and East European (CEE) sub-total	28	1	0	29	17%
other Europe	6	1		7	4%
Eritrea	5	1		6	4%
Africa	24			24	14%
Americas	5			5	3%
Asia	14	2	2	18	11%
Australasia				0	0%
Missing				0	0%
Not known				0	0%
Total	155	6	5	166	
Total**	155	6	5	166	100%

Base: 166

**This total excludes those people seen rough sleeping where their nationality is not known

5) Accommodation and reconnection events (Outreach)

Outreach accommodation (bookings and referrals) and reconnection events achieved in the year by type of accommodation

Accommodation type	2011-12	%
Assessment centre	1	2%
Bed & breakfast	7	15%
Clinic/Detox/Rehab	0	0%
Night Centre	0	0%
Rolling shelter	8	17%
Hostel	8	17%
Other temporary	0	0%
Second-stage accommodation	1	2%
St Mungo's complex needs	0	0%
St Mungo's semi-independent	1	2%
Clearing House/RSI	1	2%
LA tenancy (general needs)	0	0%
Private rented sector	0	0%
Private rented sector - independent	4	9%
Private rented sector - with some floating support/support	7	15%
RSL tenancy (general needs)	6	13%
Sheltered housing	1	2%
Supported housing	1	2%
Other long-term accommodation	0	0%
Bookings into accommodation total	46	98%
Return to home area	1	2%
Seeking work	0	0%
Move to area for friends/family	0	0%
Move to area with appropriate services	0	0%
Other	0	0%
Reconnections total	1	2%
TOTAL	47	100%

Outreach and BBS teams across Brent succeeded in reconnecting or booking into accommodation 39 people, 23% of the 172 people contacted during the year.

38 people had a total of 46 booking in events. This indicates that individuals can be booked into accommodation (the same type or different) more than once in the year.

20 people were booked into long-term accommodation.

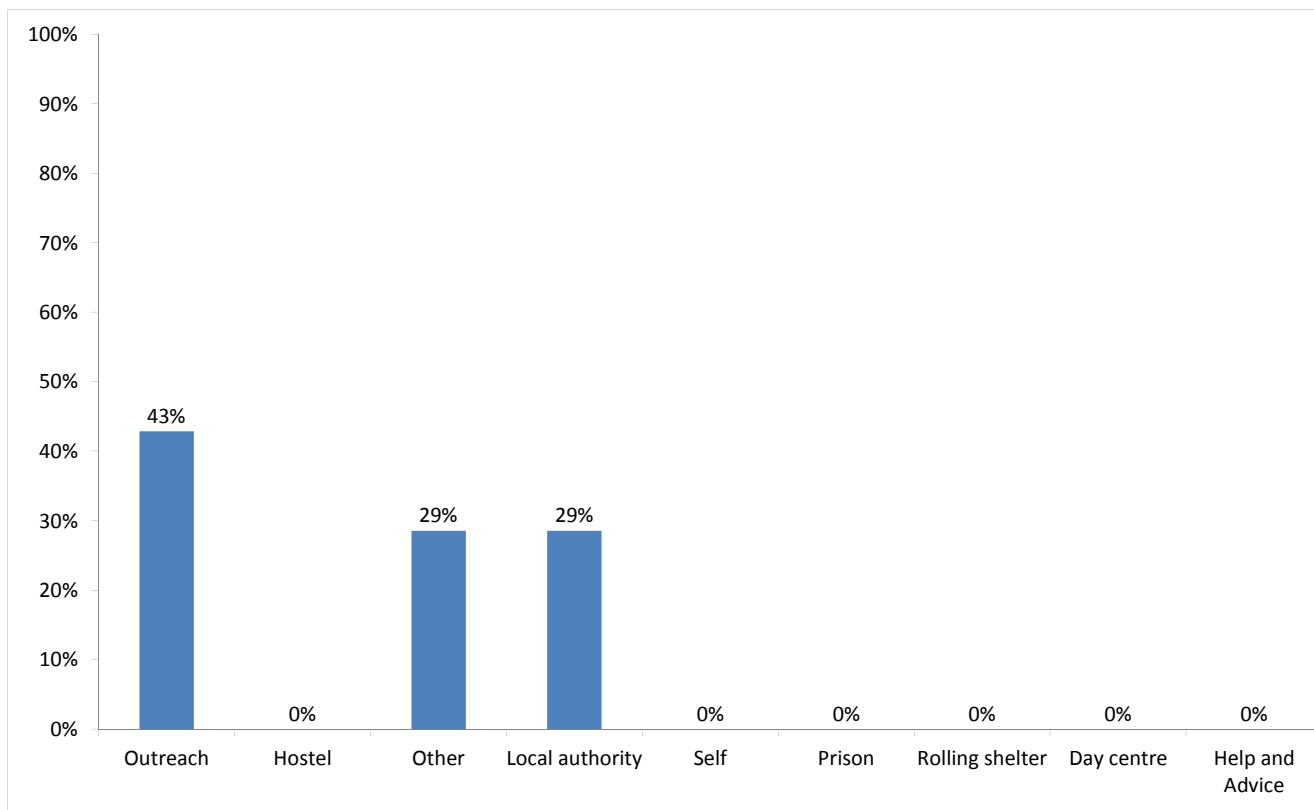
8 people were booked in to hostel accommodation.

Outreach and BBS teams across Brent achieved a confirmed reconnection with 1 person they contacted this year.

Temporary Accommodation: hostels, assessment centres, rolling shelters and second stage

6) Arrivals

Temporary accommodation arrivals by accommodation project and source of referral.

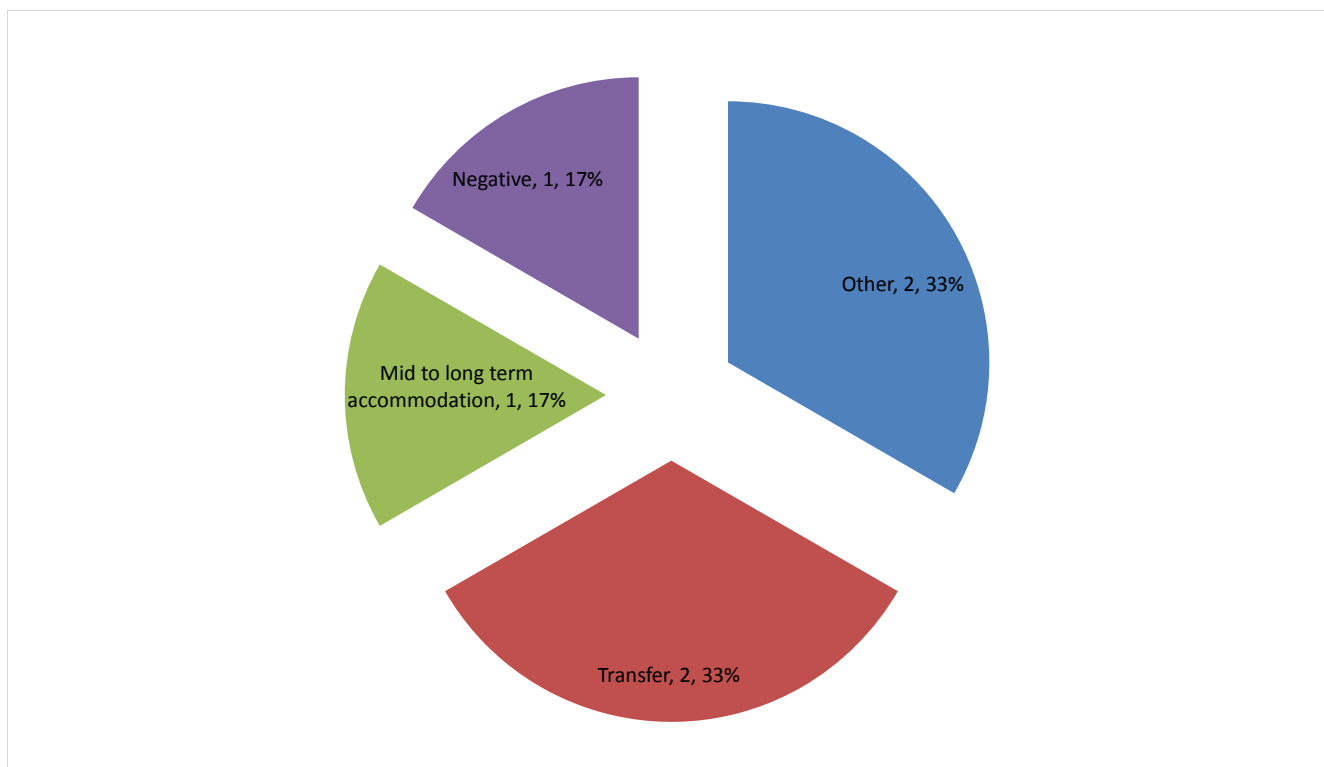


Base: 7

7 people arrived at accommodation in Brent this year. These 7 people had 7 arrival actions. This indicates that an individual can arrive more than once (at the same accommodation project or different) in a period.

7) Departures - destination on departure

Departure actions by destination on departure



Base: 6

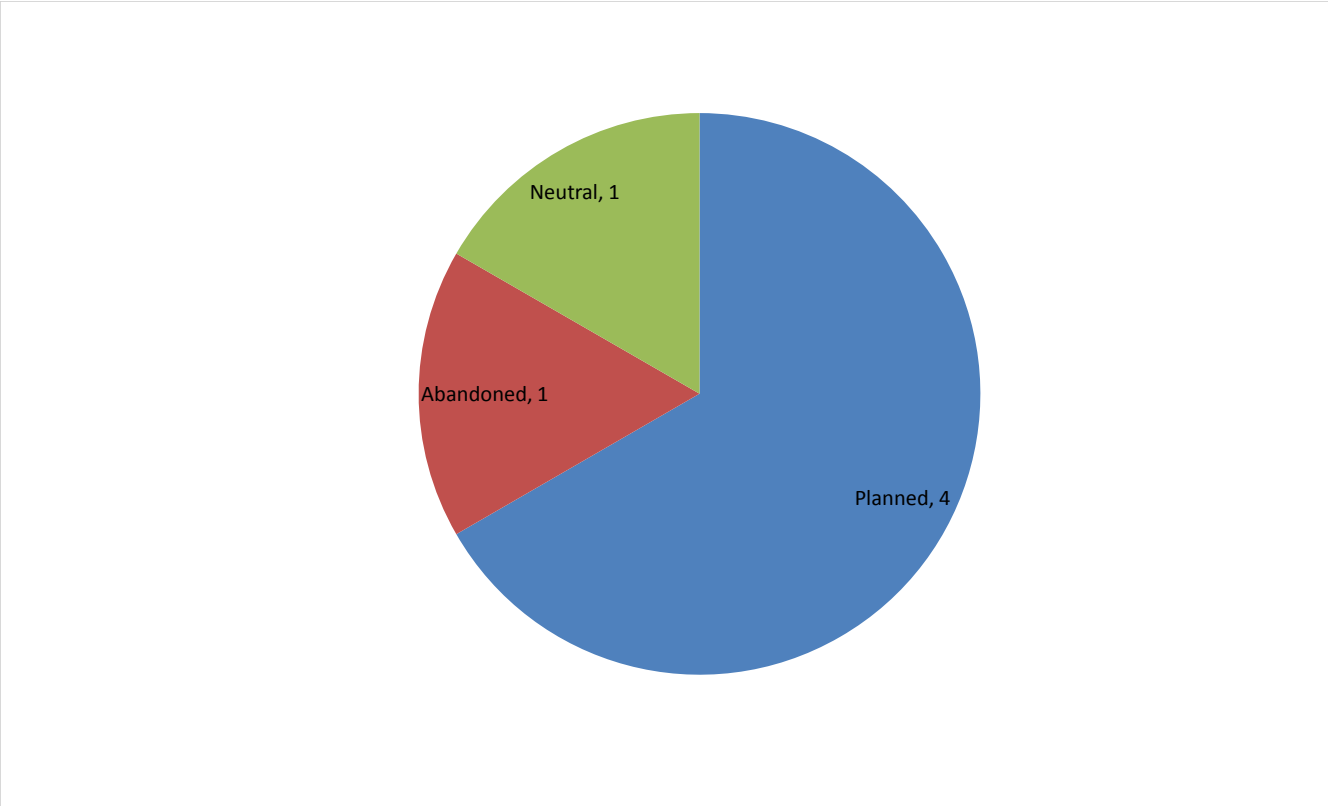
Destination categories on CHAIN	Chart category	Colour
Care home, Clearing House/RSI, Home area, Hospital - long term, LA tenancy (general needs), Long-term accommodation, Previous home, Private rented sector - independent, Private rented sector - supported, RSL tenancy (general needs), Sheltered Housing, Supported Housing	Mid to long term accommodation	
Bed & Breakfast, Detox clinic, Hostel, Hostel - another organisation, Hostel - within the organisation, Rehab clinic, Temporary accommodation, Psychiatric hospital, Hospital - NOT long term/acute care	Transfer	
Not known, Sleeping rough/returned to streets, Taken into custody	Negative	
Died, Outside London, Staying with family, Staying with friends	Other	

Destination on departure from temporary accommodation	Number	%
Died	1	17%
Hostel - within the organisation	2	33%
RSL tenancy (general needs)	1	17%
Sleeping rough/Returned to streets	1	17%
Staying with family	1	17%
Total	6	100%

6 people departed from accommodation in Brent this year. These 6 people had 6 departure actions.

8) Departures - planned or unplanned

Departures by whether or not the departure was planned or unplanned

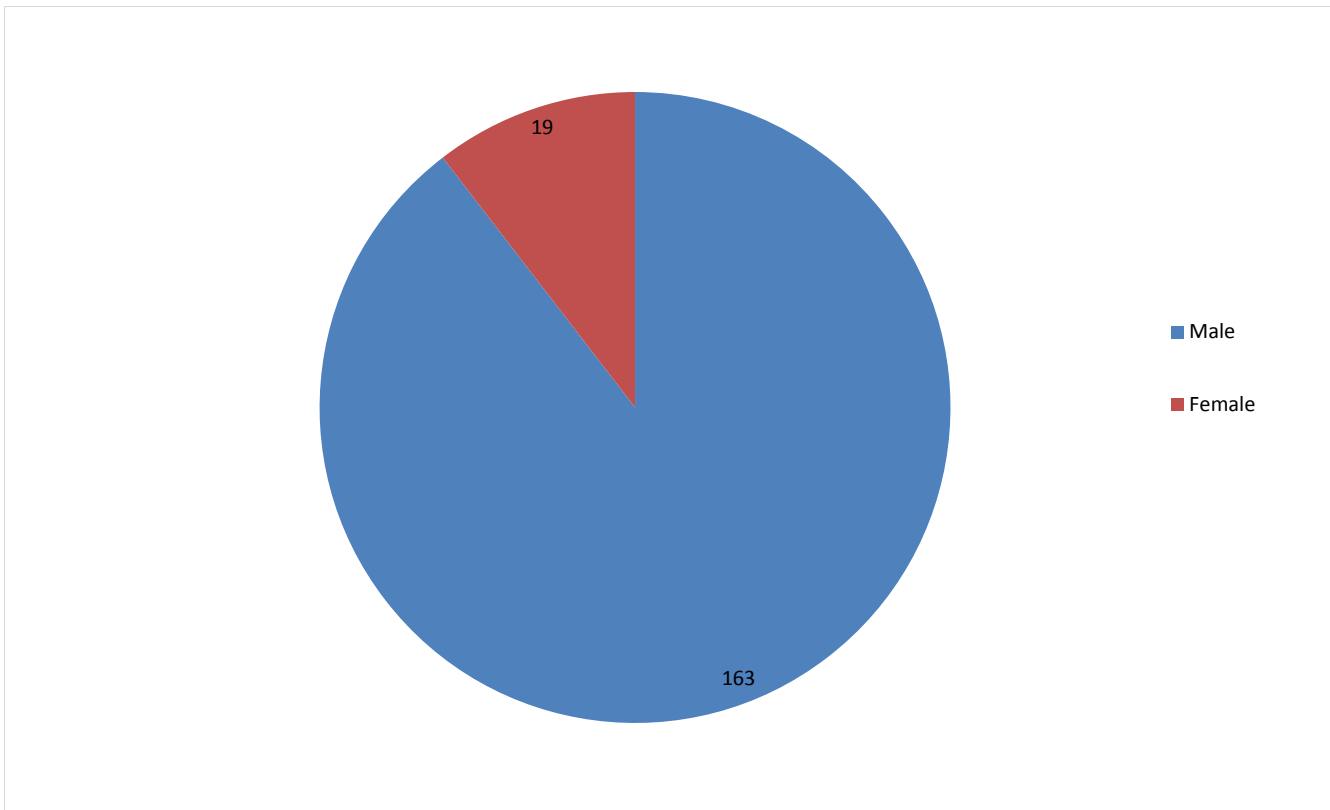


Base: 6

Demographics

9) Gender

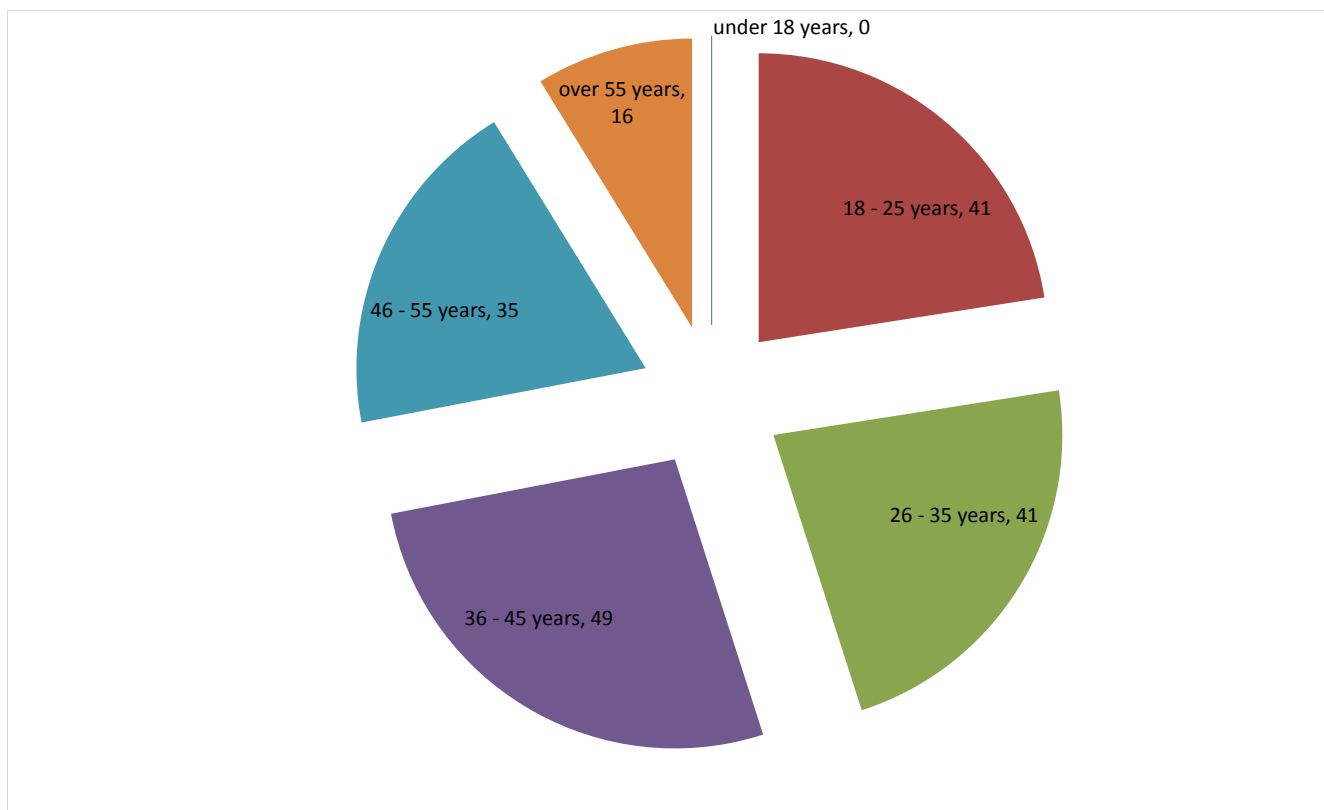
People contacted by outreach or BBS teams and/or arriving in or departing from accommodation in the year by gender



Base: 182

10) Age

People contacted by outreach or BBS teams and/or arriving in or departing from accommodation in the year by age



Base: 182

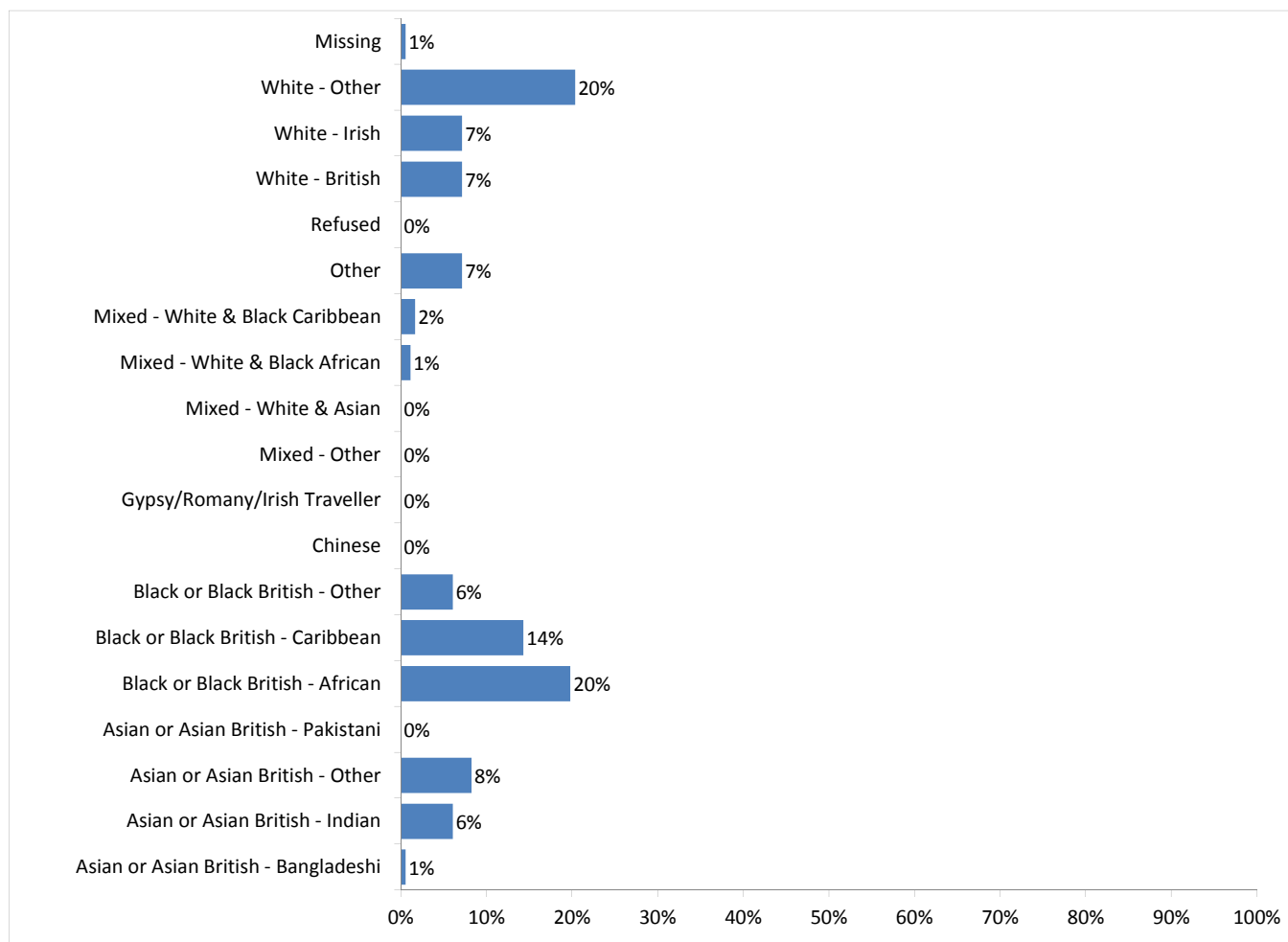
49% of people contacted in Brent this year were aged 26-45.

23% of people contacted were aged 25 years or under, none of which were aged under 18 years.

9% were aged over 55 years.

11) Ethnicity

People contacted by outreach or BBS teams and/or arriving in or departing from accommodation in the year by ethnicity



Base: 182

The majority of people contacted in Brent in 2011/12 are white (35%), most of whom are white - other.

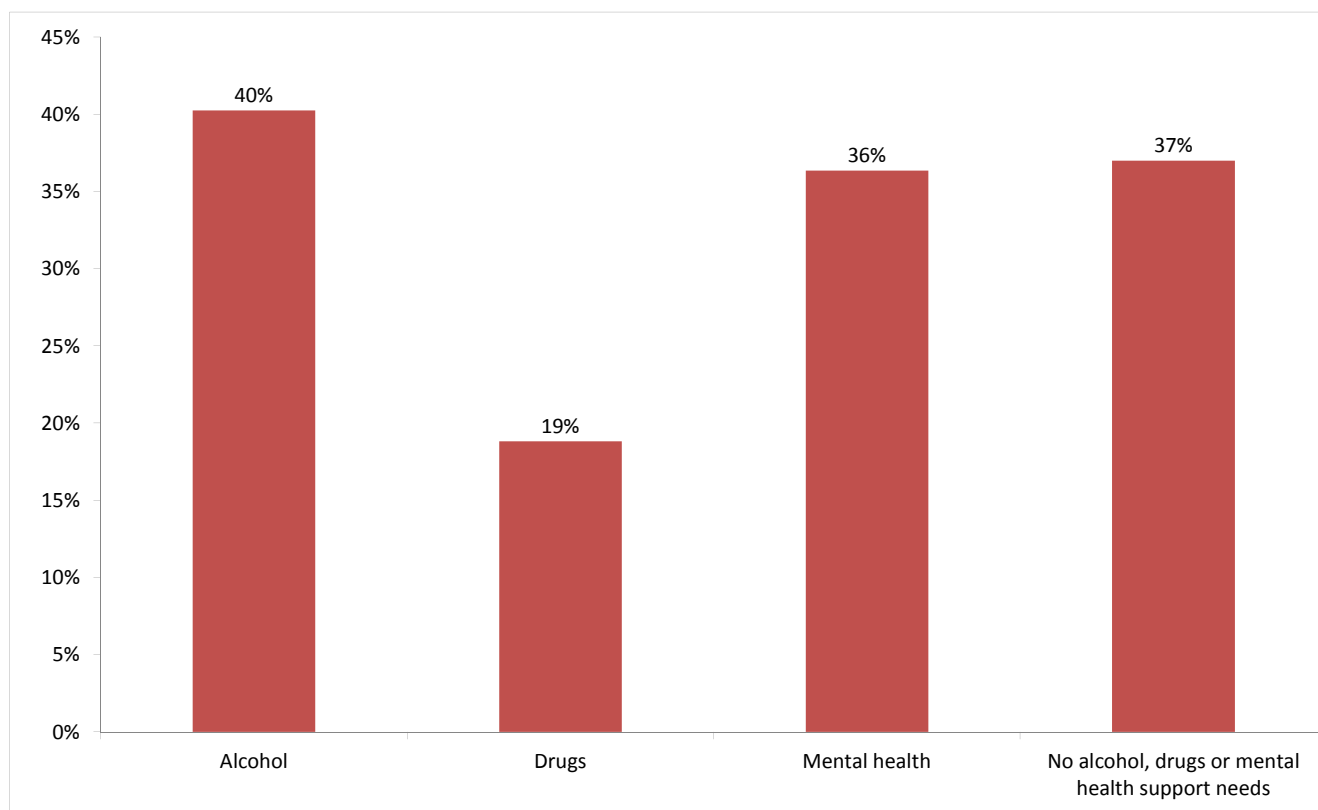
40% of people contacted are black and 15% are Asian.

Of the 37 people contacted in 2008/09 with an ethnic origin of White - Other, 0 are A8 nationals (see section 15 for a more detailed breakdown).

Client Support Needs/Institutional History

12) Support needs

People contacted by outreach or BBS teams and/or arriving in accommodation in the year by support needs

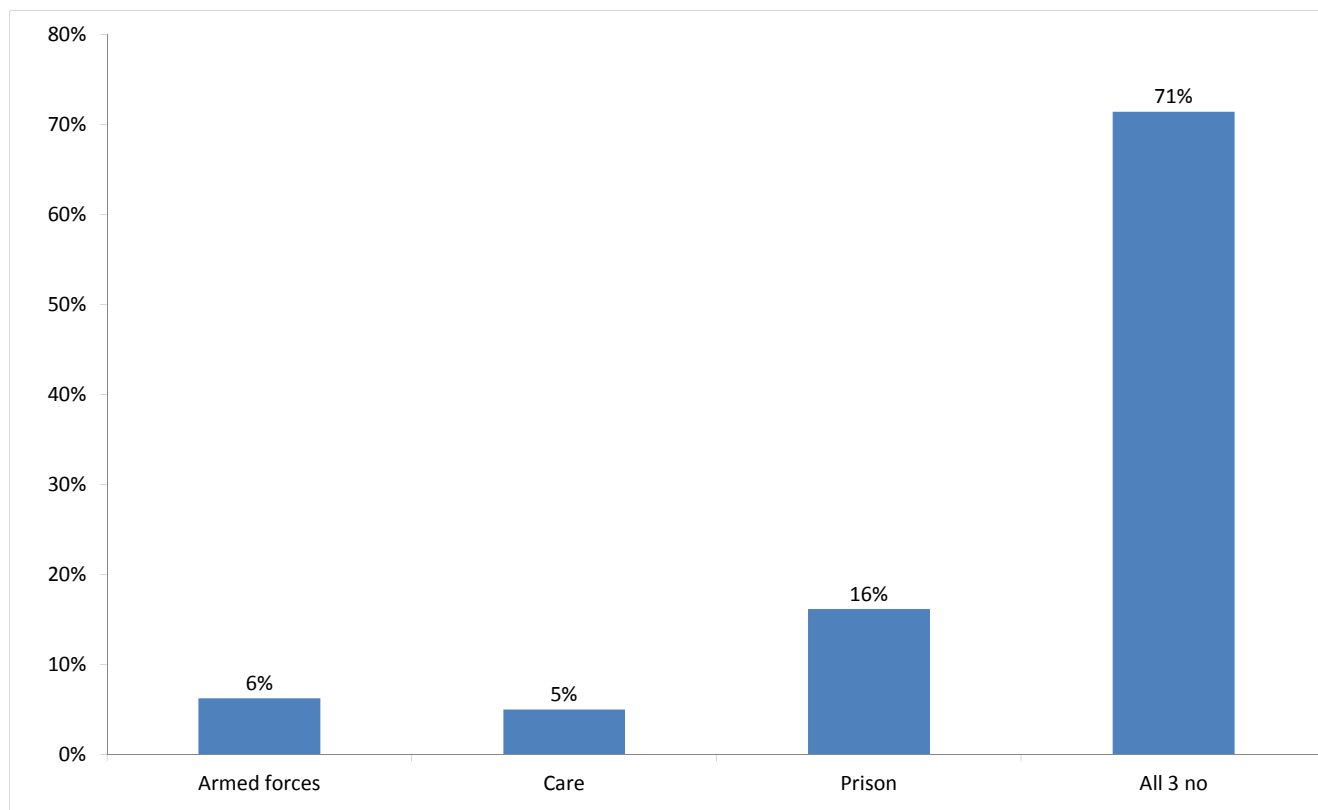


Base: 154 Note that the base figure for this graph excludes clients where all 3 support needs are not known or not recorded (26).

Support Needs	No. of people	%
Alcohol only	26	14%
Drugs only	11	6%
Mental health only	19	11%
Alcohol and drugs	3	2%
Alcohol and mental health	22	12%
Drugs and mental health	4	2%
Alcohol, drugs and mental health	11	6%
All 3 no	57	32%
All 3 not known or not assessed	26	14%
All 3 no, not known or not assessed	1	1%
Total	180	100%

13) Experience of armed forces, care and prison

People contacted by outreach or BBS teams and/or arriving in accommodation in the year by experience of the armed forces, care or prison



Base: 161 Note that the base figure for this graph excludes clients where all 3 institutional histories are not known.

10 people contacted in Brent this year have previously been in the armed forces.

Nationality	Number	% of people seen rough sleeping
UK	2	1%
Non-UK	8	5%
Total	10	7%

8 people contacted in Brent this year have previously been in care.

26 people contacted in Brent this year have previously been in prison.

It is possible for someone contacted to have previous experience of more than one institution and so be included in more than one of the above figures. 3 people contacted in the year have been in care and prison.

Appendices

Arrivals by source of referral

Source of referral → Accommodation ↓	CHC Brent Outreach	Local authority (other referral source)	Total
St Mungo's - Craven Park		2	2
St Mungo's - Pound Lane	2		2
St Mungo's - Teignmouth Road	1		1
St Mungo's - Villiers Road		2	2
Total	3	2	7

Departures by destination on departure

Destination Accommodation	Died	Hostel - within the	RSL tenancy (general needs)	Sleeping rough/Returned	Staying with family	Total
St Mungo's - Craven Park		1				1
St Mungo's - Olive Road			1			1
St Mungo's - Villiers Road	1	1		1	1	4
Total	1	2	1	1	1	6

Departures by planned/unplanned reason

Planned/ Unplanned Accommodation	Planned	Abandoned	Neutral	Total
St Mungo's - Craven Park	1			1
St Mungo's - Olive Road	1			1
St Mungo's - Villiers Road	2	1	1	4
Total	4	1	1	6