

CHAIN Annual Report



BRENT

1st April 2012 - 31st March 2013



BROADWAY

STREET TO HOME

020 7710 0550

info@broadwaylondon.org

www.broadwaylondon.org

[@Broadwaycharity](https://www.facebook.com/Broadwaycharity) [f Broadwaycharity](https://www.facebook.com/Broadwaycharity)

Registered charity no. 274403

CHAIN annual report for Brent 2012/13

Contents

Outreach Work

1) Rough sleeping

People seen sleeping rough by outreach teams in the year

2) Rough sleeping (rolling) (flow, stock and returner)

People seen rough sleeping by outreach teams in the year by the flow, stock and returner model

3) Rough sleeping volume (flow, stock and returner)

People seen rough sleeping by number of bedded down contacts during the year, by flow, stock and returner model

4) Number of times seen rough sleeping

People seen sleeping rough by number of contacts in the year

5) New rough sleepers (flow) - last settled base and reason for leaving

People seen rough sleeping by outreach teams for the first time by their last settled base and reason for leaving

Demographics

6) Nationality of rough sleepers

People seen rough sleeping by outreach teams during the year by flow, stock and returner model.

7) Gender

People seen rough sleeping in the year, by gender

8) Age

People seen rough sleeping in the year, by age

9) Ethnicity

People seen rough sleeping in the year, by ethnicity

Support needs, experience of armed forces, care or prison

10) Support needs

People seen sleeping rough in the year, by support needs

11) Experience of armed forces, care and prison

People seen rough sleeping, by experience of the armed forces, care or prison

Accommodation and move-on

12) Accommodation and reconnection events (Outreach)

Outreach accommodation (bookings and referrals) and reconnection events achieved in the year

Hostels, assessment centres, rolling shelters and second stage accommodation

13) Departures - destination on departure

Departures from hostels, categorised by where people went after leaving

14) Departures - planned or unplanned

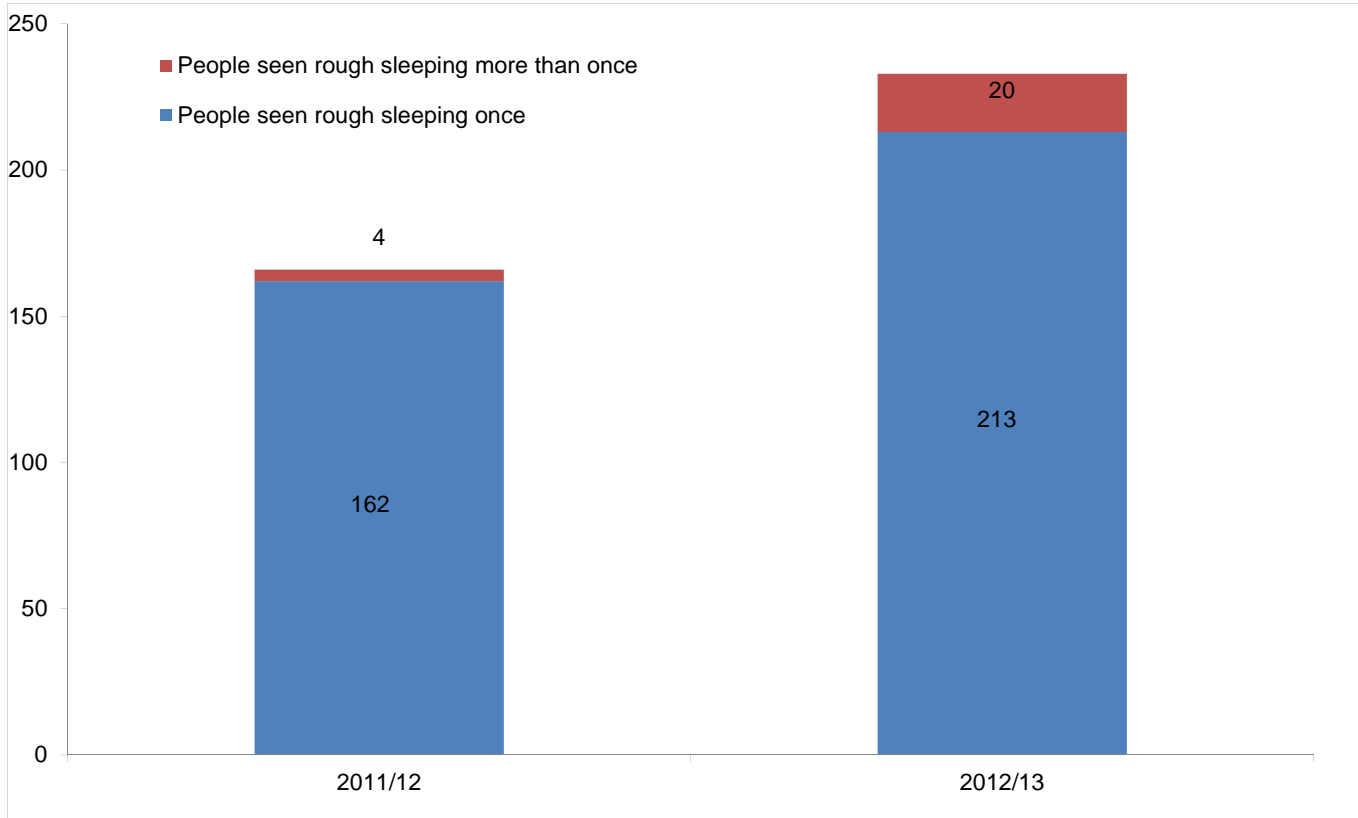
Departures by whether or not the departure was planned or unplanned

CHAIN annual report for Brent

Outreach work

1) Rough sleeping

People seen sleeping rough by outreach teams in the year



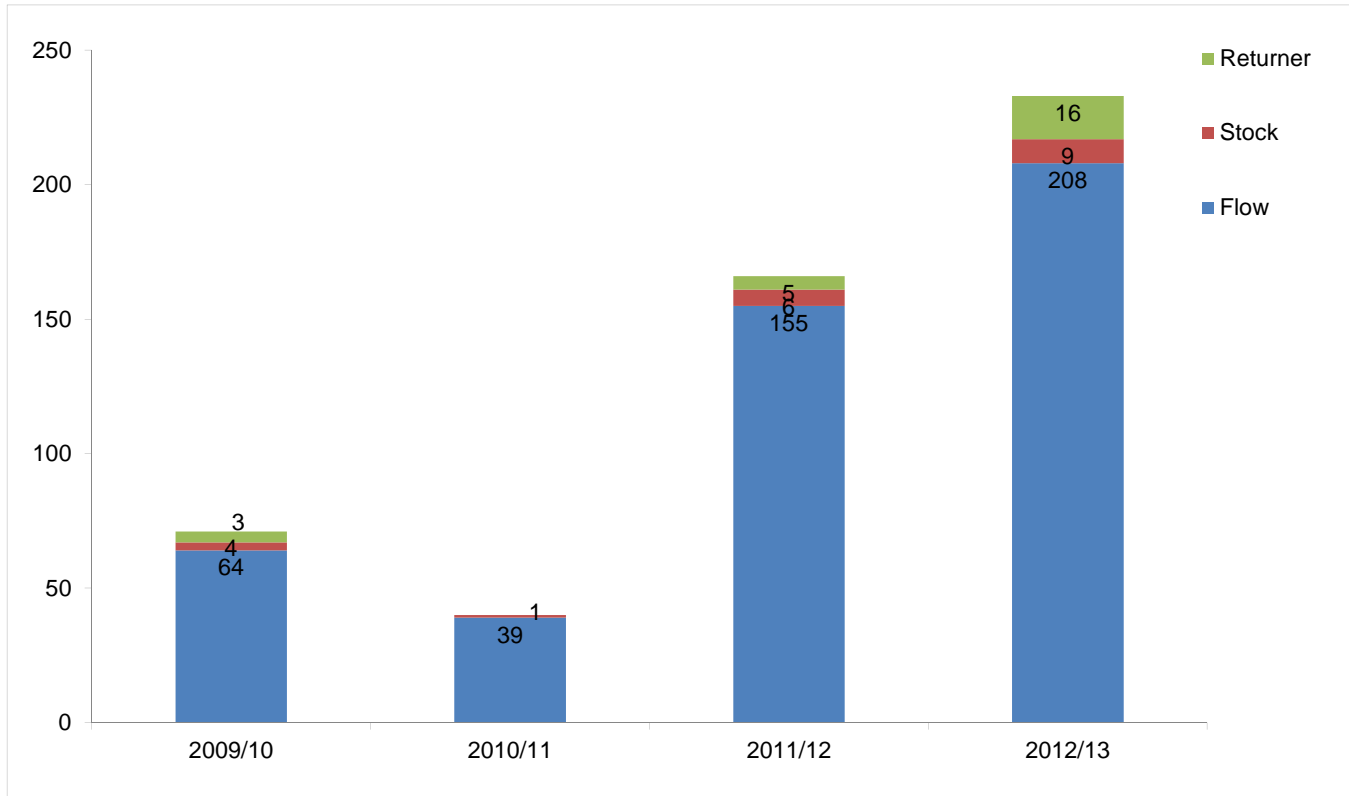
2011/12 base: 166
2012/13 base: 233

2) Rough sleeping (rolling) (flow, stock and returner)

People seen rough sleeping by outreach teams in the year by the flow, stock and returner model

The flow, stock and returner model categorises people seen sleeping rough according to whether they have also been seen bedded down in previous periods:

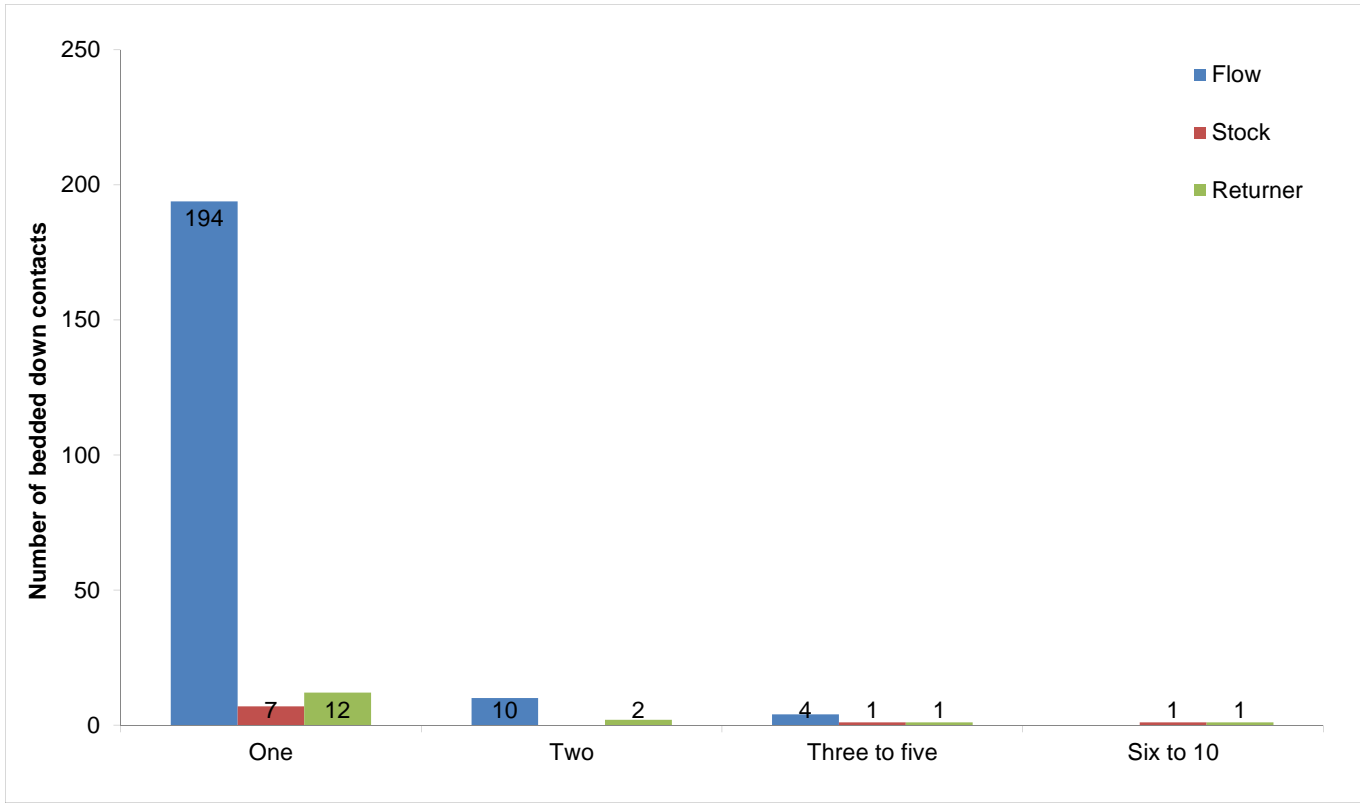
| | |
|-----------------|---|
| Flow | People who have never been seen sleeping rough before |
| Stock | People who were seen sleeping rough in 2012/13 and also in 2011/12 (i.e. those seen across a minimum of two consecutive years). |
| Returner | People who were also seen sleeping rough over a year ago but were not seen sleeping rough in 2011/12 (i.e. those who have had a gap in their rough sleeping histories). |



| | |
|---------------|-----|
| 2009/10 base | 71 |
| 2010/11 base | 40 |
| 2011/12 base: | 166 |
| 2012/13 base: | 233 |

3) Rough sleeping volume (flow, stock and returner)

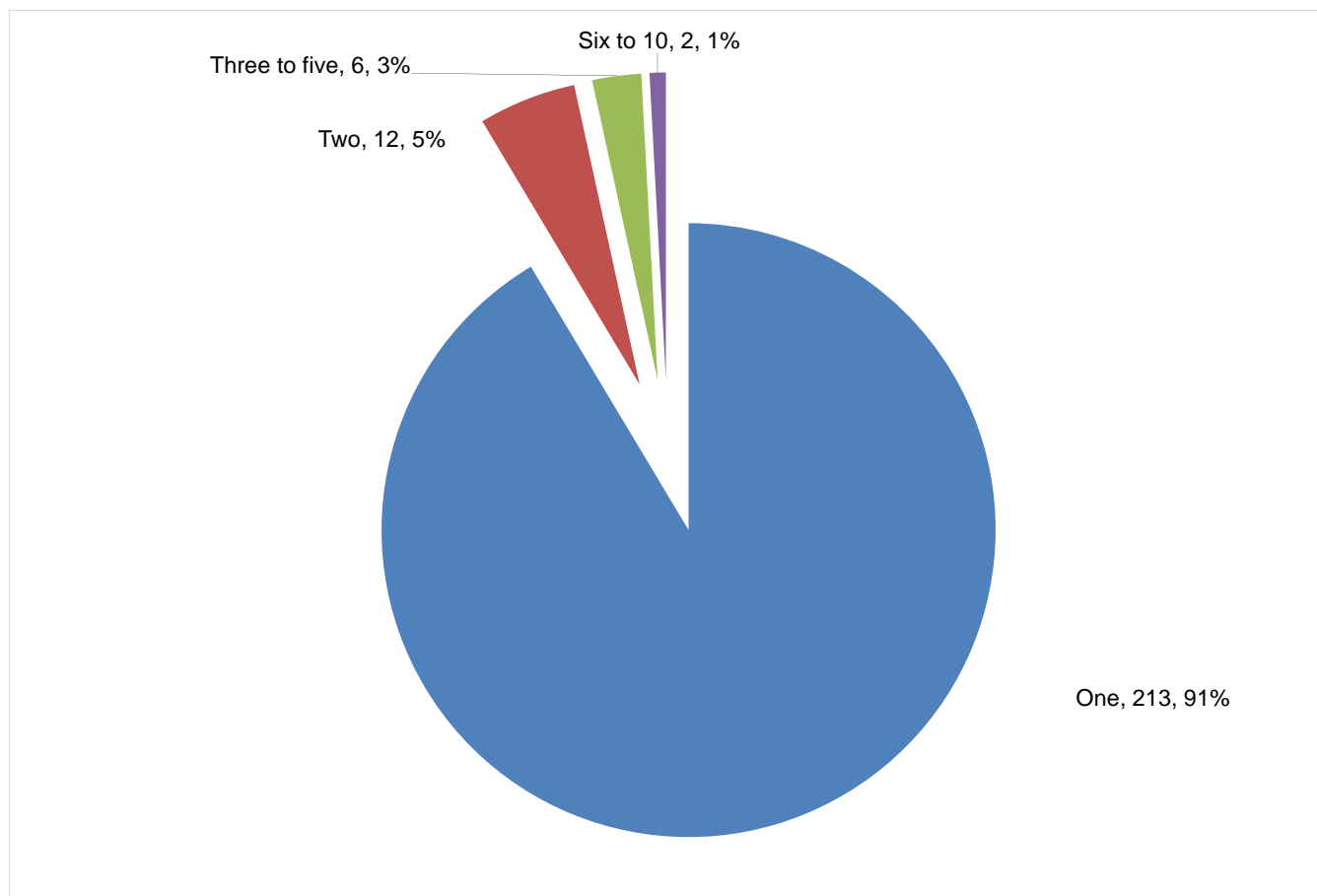
People seen rough sleeping by number of bedded down contacts during the year, by flow, stock and returner model



Base (Flow): 208
Base (Stock): 9
Base (Returner): 16

4) Number of times seen rough sleeping

People seen sleeping rough by number of contacts in the year



Base: 233

5) New rough sleepers (flow) - last settled base and reason for leaving

People seen rough sleeping by outreach teams for the first time by their last settled base and reason for leaving

| Last settled base | Number | %* |
|------------------------------------|---------------|-------------|
| Asylum support accommodation | 1 | 1% |
| Family home | 38 | 24% |
| Hostel | 4 | 3% |
| LA accommodation | 5 | 3% |
| Prison | 8 | 5% |
| Private rented accommodation | 81 | 51% |
| Squat | 4 | 3% |
| Staying with friends | 17 | 11% |
| <i>Not known</i> | 50 | |
| Total (excluding not known) | 158 | 100% |
| Grand total | 208 | |

| Reason for leaving last settled base | Number | %* |
|---|---------------|-------------|
| Asked to leave | 10 | 7% |
| Domestic violence - perpetrator | 1 | 1% |
| End of stay - other | 1 | 1% |
| Evicted | 58 | 39% |
| Evicted - arrears | 8 | 5% |
| Evicted - other | 7 | 5% |
| Financial problems - loss of job | 1 | 1% |
| Harrassment/abuse/violence - other | 1 | 1% |
| Housing conditions | 1 | 1% |
| Left prison | 6 | 4% |
| Other | 1 | 1% |
| Relationship breakdown | 25 | 17% |
| Relationship breakdown - left as a result of court order | 2 | 1% |
| Relationship breakdown - violence from partner or associated person | 3 | 2% |
| Reposessed | 2 | 1% |
| Seeking work | 14 | 10% |
| Seeking work - from outside UK | 4 | 3% |
| To move nearer a community | 2 | 1% |
| <i>Not known</i> | 61 | |
| Total (excluding not known) | 147 | 100% |
| Grand total | 208 | |

*The total excluding not known is used as the base for the percentages.

Demographics

6) Nationality of rough sleepers

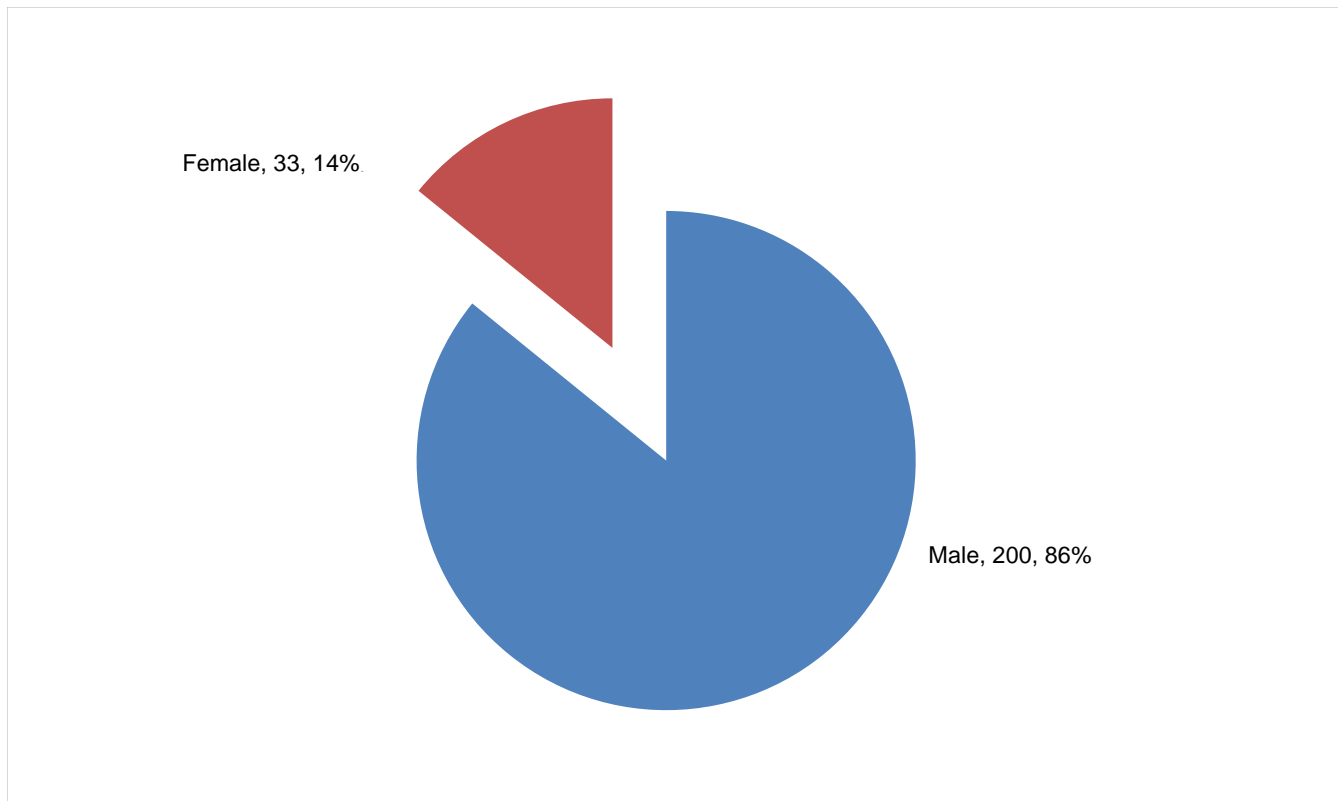
People seen rough sleeping by outreach teams during the year by flow, stock and returner model.

| Nationality | Flow | Stock | Returner | Total | % |
|------------------------------------|------------|----------|-----------|------------|-------------|
| UK | 88 | 3 | 6 | 97 | 42% |
| Poland | 17 | 2 | 0 | 19 | 8% |
| Romania | 11 | 1 | 0 | 12 | 5% |
| other CEE | 9 | 0 | 0 | 9 | 4% |
| Italy | 5 | 0 | 0 | 5 | 2% |
| Portugal | 5 | 1 | 0 | 6 | 3% |
| Ireland (Republic of) | 9 | 0 | 3 | 12 | 5% |
| other Europe | 8 | 0 | 0 | 8 | 3% |
| Afghanistan | 6 | 0 | 0 | 6 | 3% |
| Sri Lanka | 6 | 1 | 1 | 8 | 3% |
| other Asia | 13 | 0 | 2 | 15 | 6% |
| Eritrea | 10 | 0 | 3 | 13 | 6% |
| Somalia | 7 | 1 | 0 | 8 | 3% |
| other Africa | 9 | 0 | 1 | 10 | 4% |
| Americas | 3 | 0 | 0 | 3 | 1% |
| <i>Not known</i> | 2 | 0 | | 2 | |
| Total (excluding not known) | 206 | 9 | 16 | 231 | 100% |
| Grand Total | 208 | 9 | 16 | 233 | |

**This total excludes those people seen rough sleeping where their nationality is not known

7) Gender

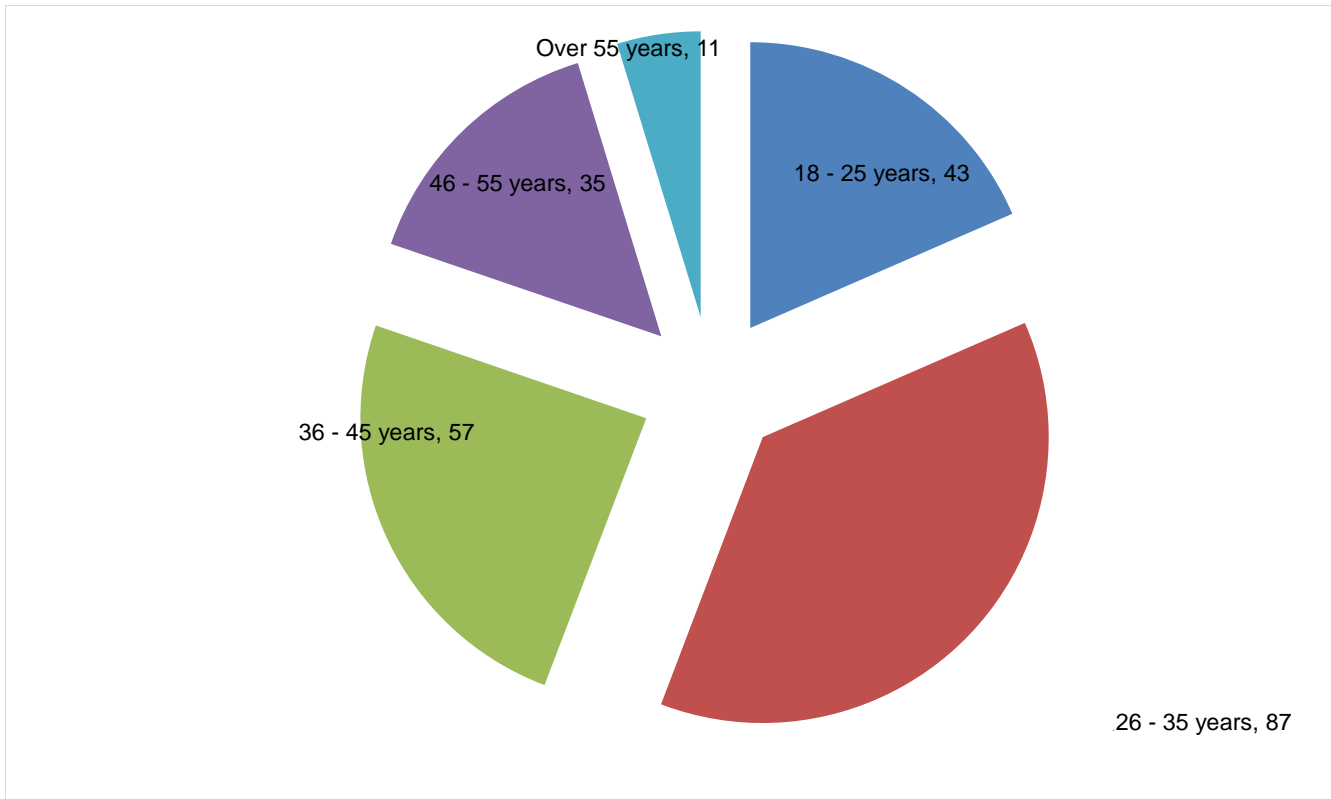
People seen rough sleeping in the year, by gender



Base: 233

8) Age

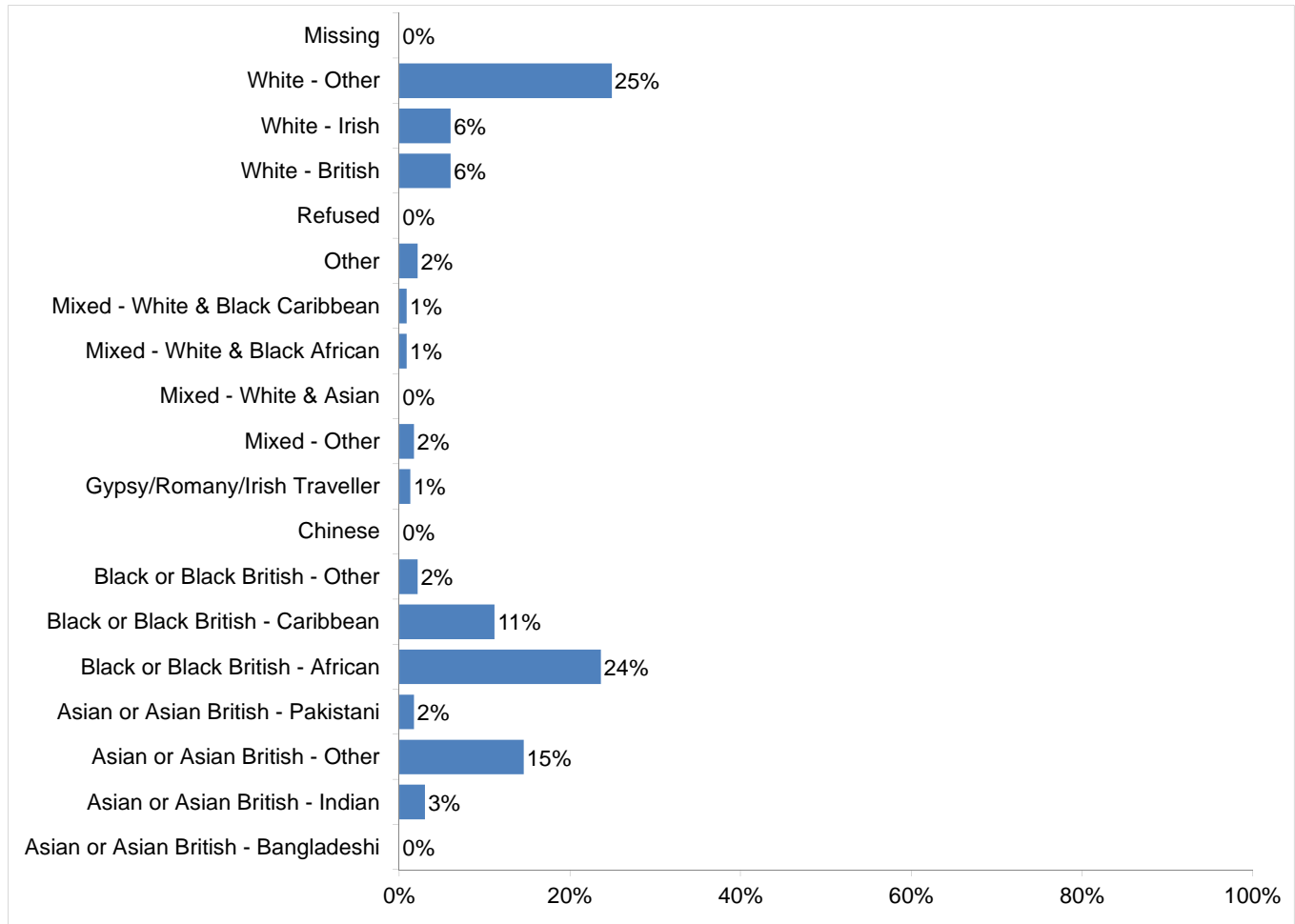
People seen rough sleeping in the year, by age



Base: 233

9) Ethnicity

People seen rough sleeping in the year, by ethnicity

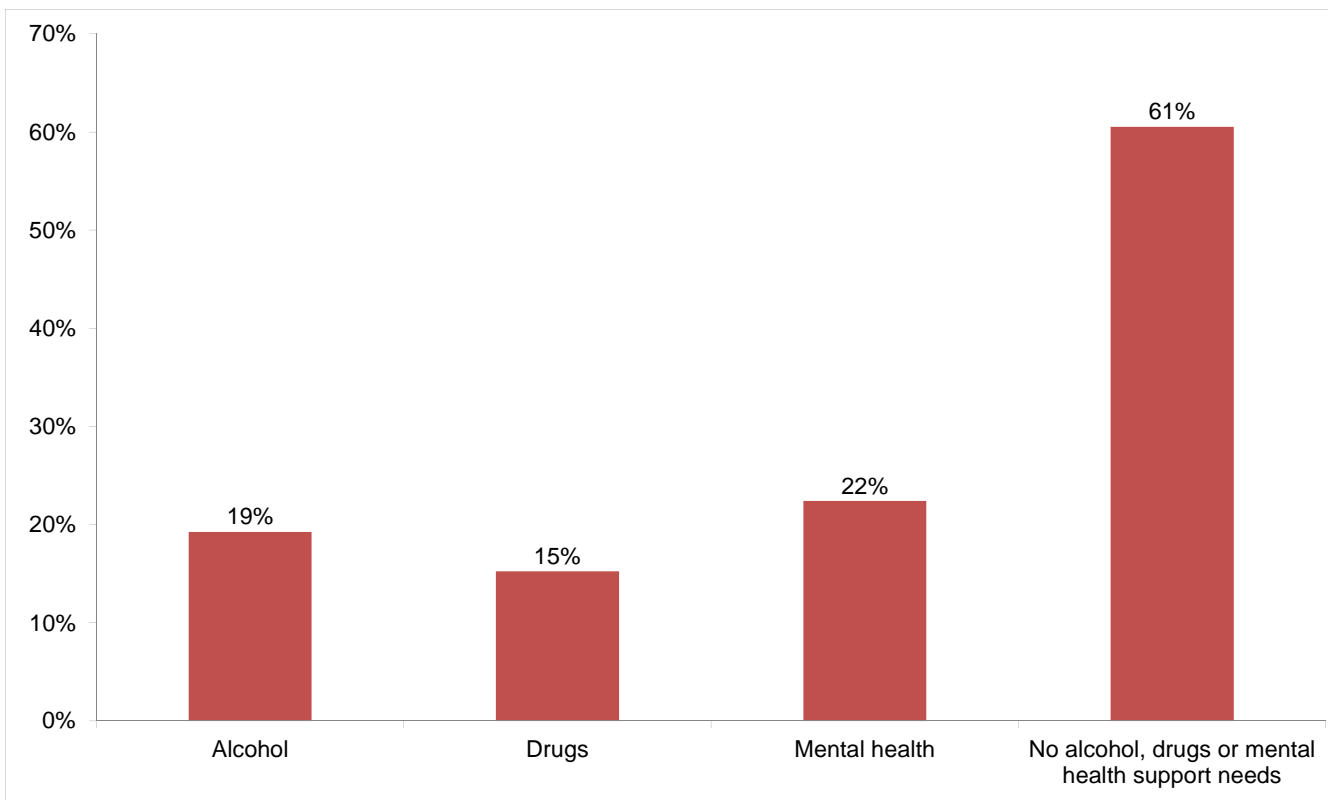


Base: 233

Client support needs and experience of armed forces, care or prison

10) Support needs

People seen sleeping rough in the year, by support needs

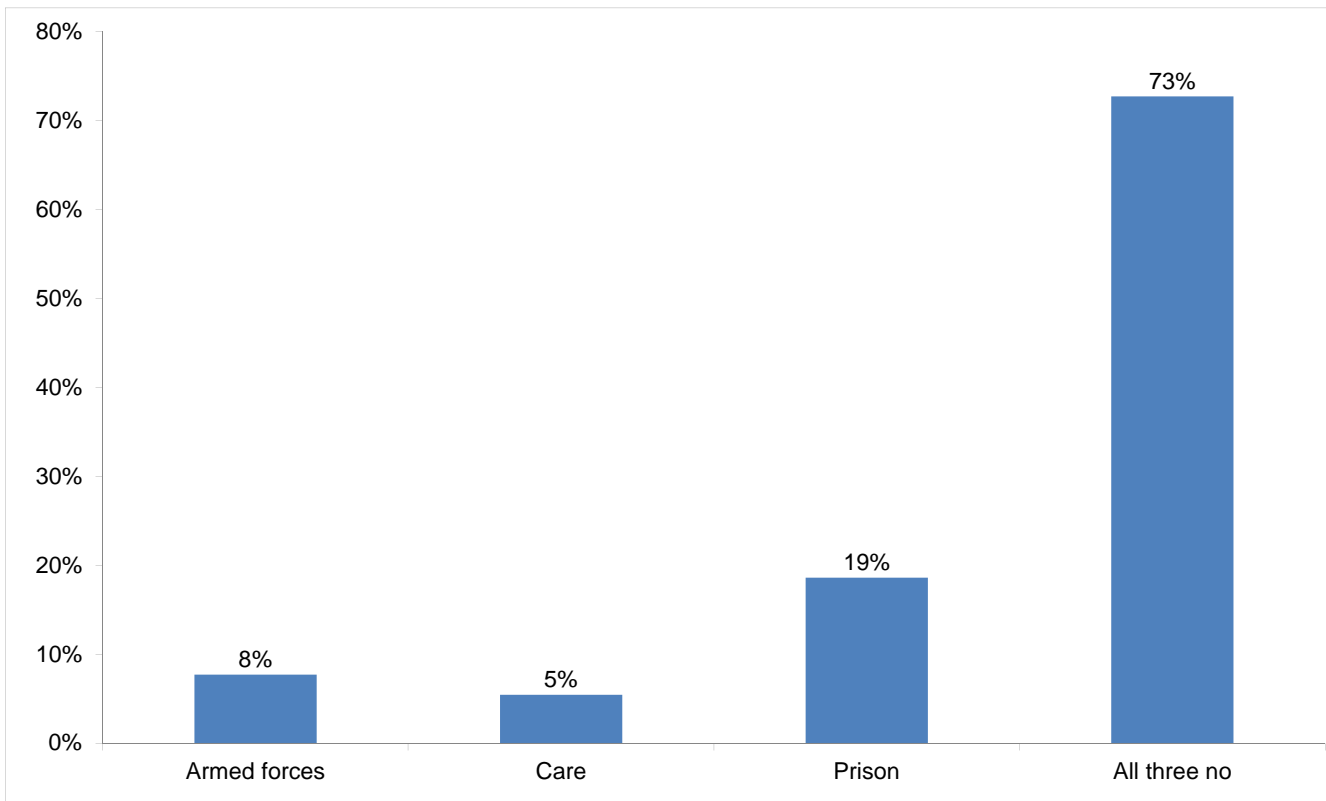


(10).

| Support Needs | No. of people | % |
|---|---------------|-------------|
| Alcohol only | 15 | 6% |
| Drugs only | 13 | 6% |
| Mental health only | 27 | 12% |
| Alcohol and drugs | 6 | 3% |
| Alcohol and mental health | 8 | 3% |
| Drugs and mental health | 1 | 0% |
| Alcohol, drugs and mental health | 14 | 6% |
| All three no | 135 | 58% |
| All three not known or not assessed | 10 | 4% |
| All three no, not known or not assessed | 4 | 2% |
| Total | 233 | 100% |

11) Experience of armed forces, care and prison

People seen rough sleeping, by experience of the armed forces, care or prison



Base: 220 Note that the base figure for this graph excludes clients where all three institutional histories are not known.

| Nationality | Number | % of people |
|---------------|------------|-------------|
| UK | 3 | 1% |
| Non-UK | 14 | 6% |
| Total* | 220 | 8% |

*People rough sleeping in the period in Brent and who have been assessed for experience of armed forces, care or prison

12) Accommodation and reconnection events (Outreach)

Outreach accommodation (bookings and referrals) and reconnection events achieved in the year

Accommodation events

| Accommodation type | Number | % |
|-------------------------------------|-----------|-------------|
| Bed & breakfast | 40 | 63% |
| Hostel | 5 | 8% |
| Temporary accommodation (LA) | 2 | 3% |
| Private rented sector - independent | 15 | 23% |
| RSL tenancy (general needs) | 1 | 2% |
| Supported housing | 1 | 2% |
| Total | 64 | 100% |

Reconnection events

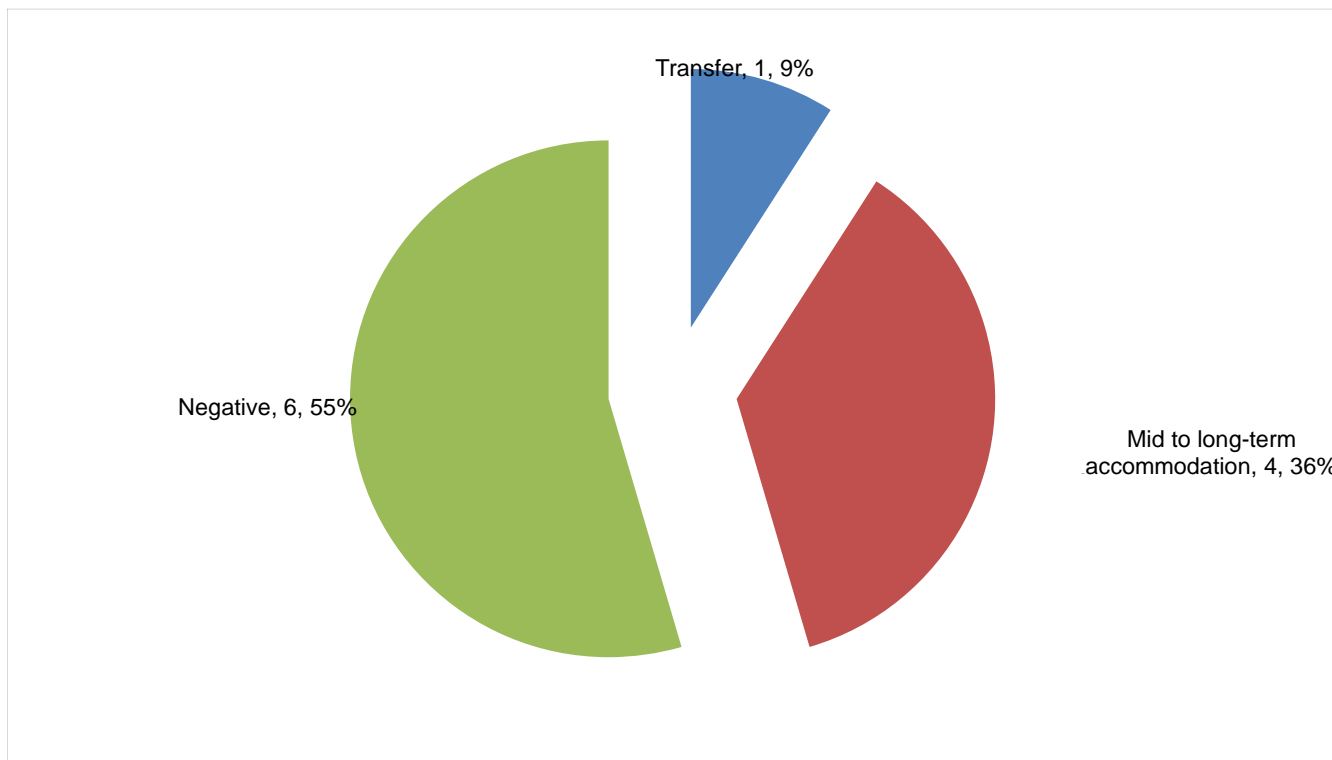
| Outcomes | Number | % |
|--|----------|-----|
| Return to home area | 2 | 67% |
| Move to area with friends/family | 0 | 0% |
| Seeking work | 2 | 67% |
| Move to area with appropriate services | 1 | 33% |
| Other | 0 | 0% |
| Reconnections total* | 3 | |

*Each reconnection can have multiple outcomes associated with it. This means that the reconnections total is a unique count of the reconnections recorded by outreach teams in the year.

Temporary Accommodation: hostels, assessment centres, rolling shelters and second stage

13) Departures - destination on departure

Departures from hostels, categorised by where people went after leaving



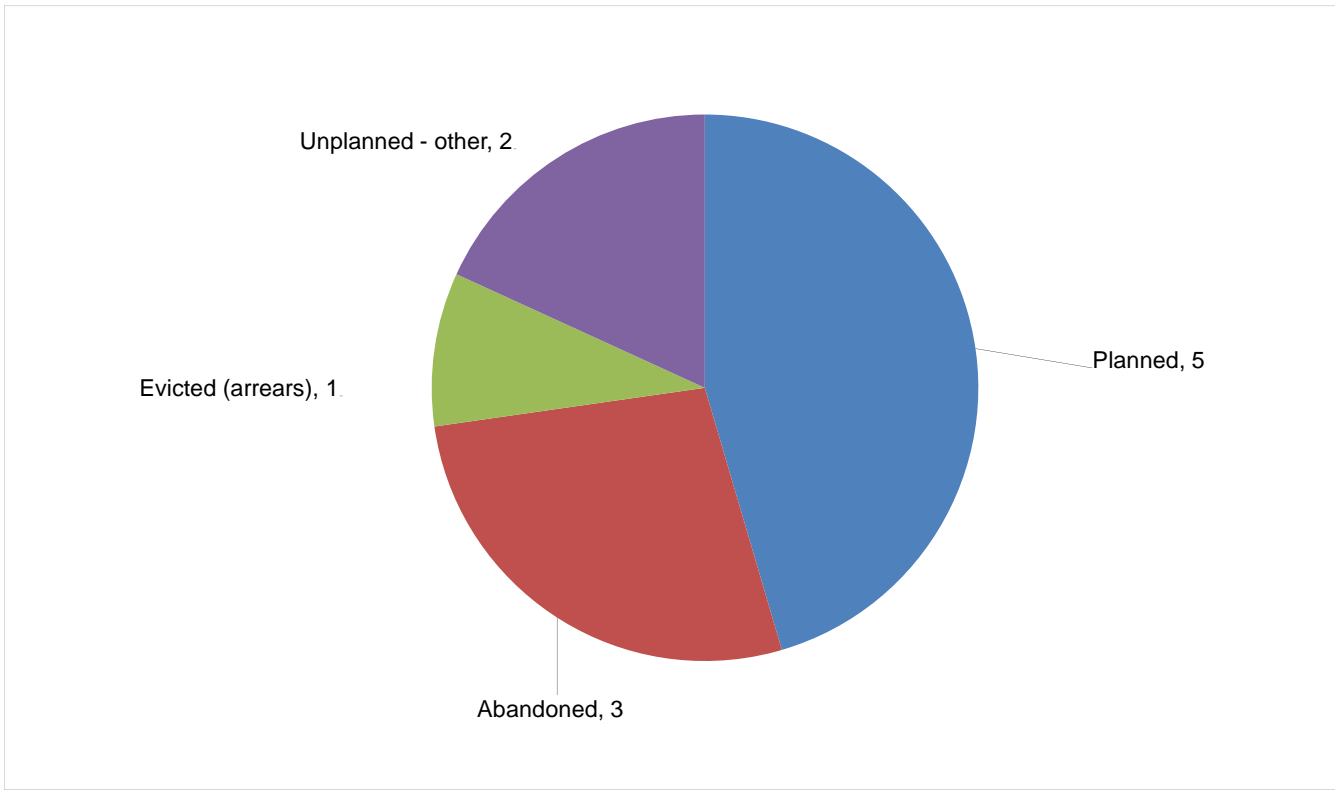
Base: 11

| Destination categories on CHAIN | Chart category | Colour |
|---|--------------------------------|--------|
| Care home, Clearing House/RSI, home area, hospital - long term, LA tenancy (general needs), long-term accommodation, previous home, private rented sector - independent, private rented sector - supported, RSL tenancy (general needs), sheltered housing, supported housing | Mid to long-term accommodation | Green |
| Bed & breakfast, detox clinic, hostel, hostel - another organisation, hostel - within the organisation, rehab clinic, temporary accommodation, psychiatric hospital, hospital - NOT long term/acute care | Transfer | Red |
| Not known, sleeping rough/returned to streets, taken into custody | Negative | Purple |
| Died, outside London, staying with family, staying with friends | Other | Blue |

| Category | Number | % |
|-------------------------------------|-----------|-------------|
| Hostel - within the organisation | 1 | 9% |
| Not known | 4 | 36% |
| Private rented sector - independent | 1 | 9% |
| RSL tenancy (general needs) | 2 | 18% |
| Taken into custody | 2 | 18% |
| Tied accommodation with work | 1 | 9% |
| Total | 11 | 100% |

14) Departures - planned or unplanned

Departures by whether or not the departure was planned or unplanned



Base: 11