



# CHAIN Annual Report for Camden

1st April 2011  
to  
31st March 2012



# CHAIN Annual report for Camden 2011/12

## Contents

### Outreach Work

#### 1) Rough sleeping

People seen by outreach or building based (BBS) teams in the year - rough sleeping or contacted either on the streets or in services

#### 2) Rough sleeping (rolling) (flow, stock and returner)

People seen rough sleeping by outreach or building based (BBS) teams in the year by the flow, stock and returner model

#### 3) Rough sleeping volume (flow, stock and returner)

People seen rough sleeping by number of bedded down contacts during the year, by flow, stock and returner model

#### 4) Nationality of rough sleepers

People seen rough sleeping by outreach or BBS teams during the year by flow, stock and returner model.

#### 5) No booking in actions

People contacted in the year with no accommodation events (booking or referrals) by any outreach or BBS team, by total number of street contacts recorded on CHAIN

#### 6) Accommodation and reconnection events (Outreach)

Outreach accommodation (bookings and referrals) and reconnection events achieved in the year by type of accommodation

### Hostels, assessment centres, rolling shelters and second stage accommodation

#### 7) Arrivals

Temporary accommodation arrivals by accommodation project and source of referral.

#### 8) Departures - destination on departure

Departure actions by destination on departure

#### 9) Departures - planned or unplanned

Departures by whether or not the departure was planned or unplanned

### Demographics

#### 10) Gender

People contacted by outreach or BBS teams and/or arriving in or departing from accommodation in the year by gender

#### 11) Age

People contacted by outreach or BBS teams and/or arriving in or departing from accommodation in the year by age

#### 12) Ethnicity

People contacted by outreach or BBS teams and/or arriving in or departing from accommodation in the year by ethnicity

## **Support needs, institutional history and wider street population**

### **13) Support needs**

People contacted by outreach or BBS teams and/or arriving in accommodation in the year by support needs

### **14) Experience of armed forces, care and prison**

People contacted by outreach or BBS teams and/or arriving in accommodation in the year by experience of the armed forces, care or prison

## **Appendices**

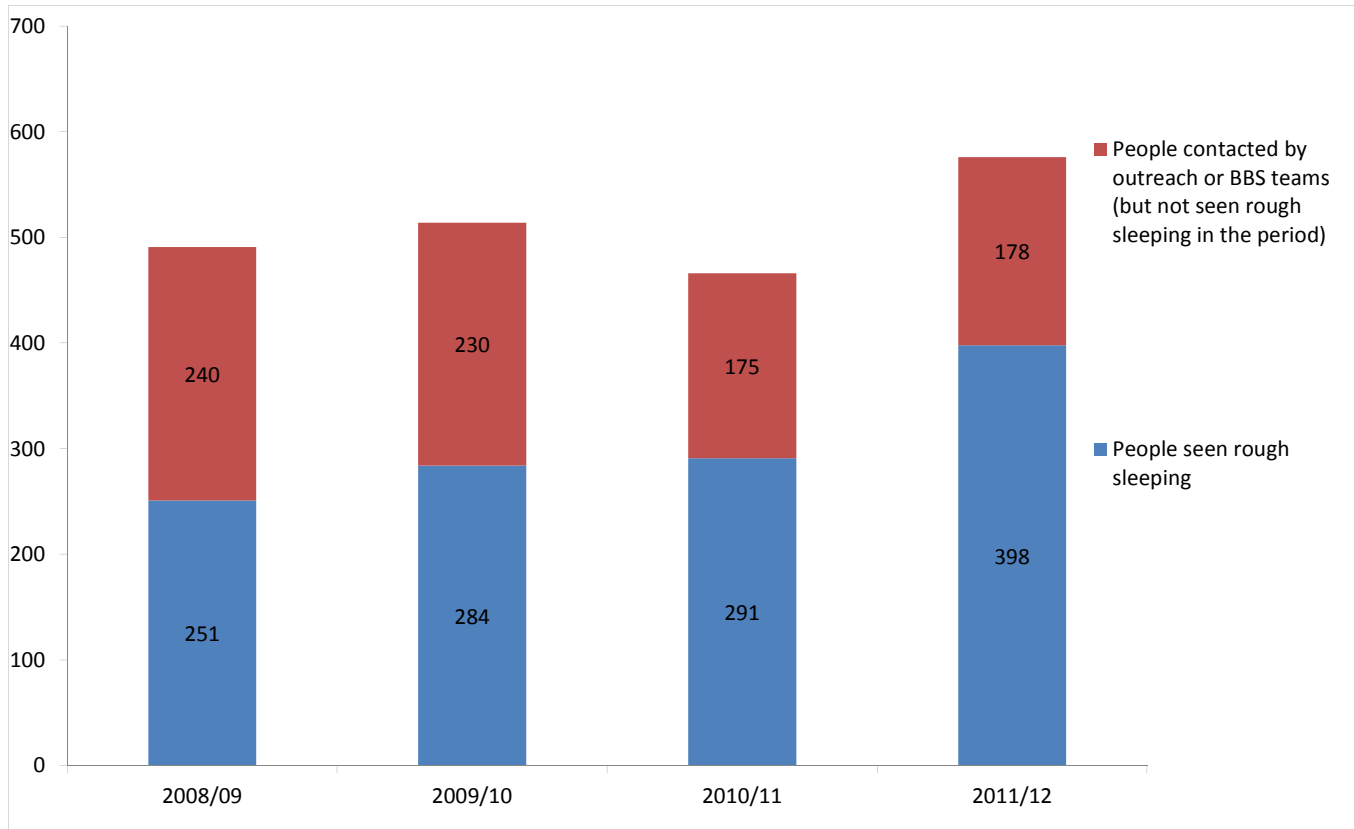
Arrival and departure tables broken down by project

# CHAIN Annual report for Camden

## Outreach Work

### 1) Rough sleeping

People seen by outreach or building based (BBS) teams in the year - rough sleeping or contacted either on the streets or in services



2008/09 base: 491  
 2009/10 base: 514  
 2010/11 base: 466  
 2011/12 base: 576

576 verified rough sleepers were contacted by services in Camden during the year, this is an increase from 466 last year.

Of these 576, 398 had a bedded down street contact in the year and so were known to have slept rough in Camden during the year. The number sleeping rough this year has increased by 37%.

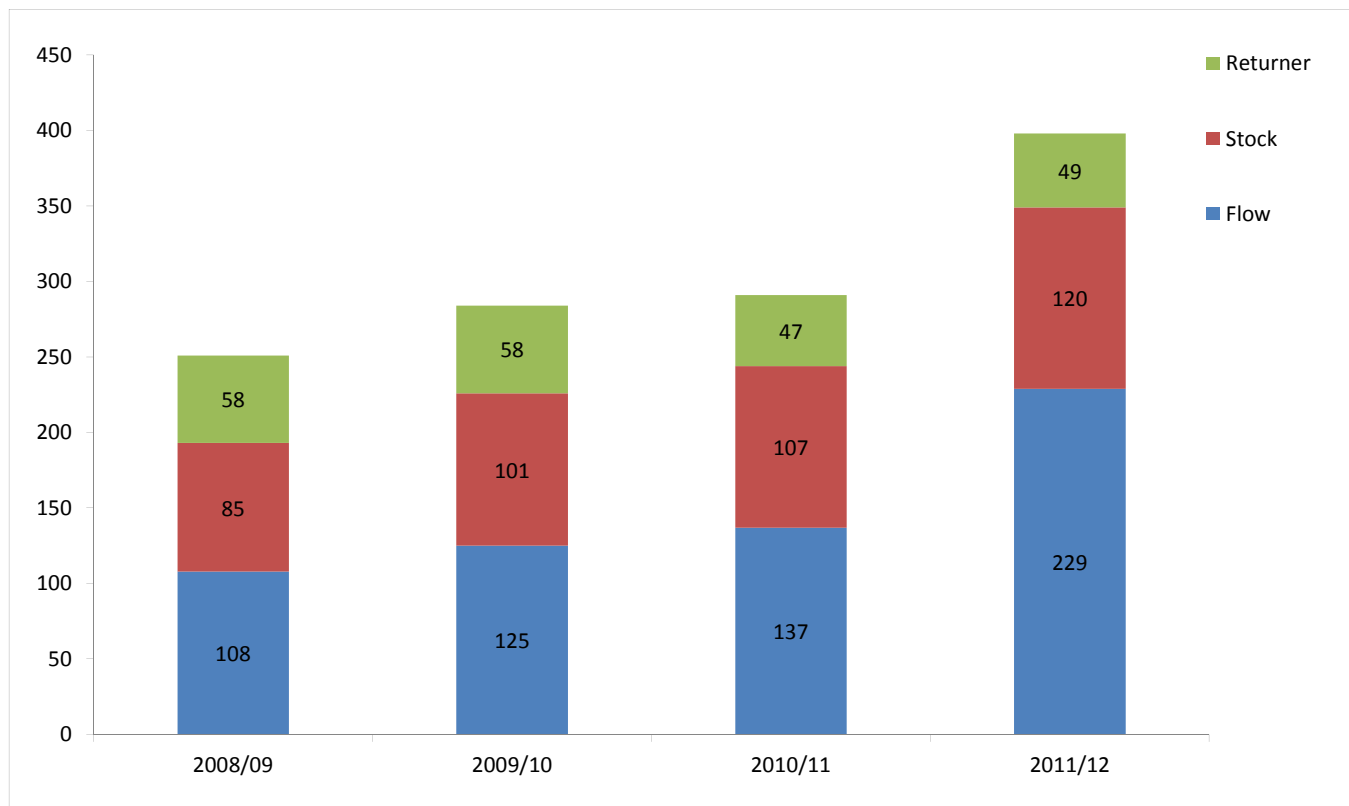
229 people were seen rough sleeping for the first time this year (flow). This compares to 137 in the previous year.

## 2) Rough sleeping (rolling) (flow, stock and returner)

People seen rough sleeping by outreach or building based (BBS) teams in the year by the flow, stock and returner

The flow, stock and returner model categorises people seen sleeping rough according to whether they have also been seen bedded down in previous periods:

**Flow** People who have never been seen sleeping rough before  
**Stock** People who have also been seen bedded down between 1st April 2010 to 31st March 2011  
**Returner** People who were also seen sleeping rough at least over a year ago, but not between 1st April 2011 and 31st March 2012



2008/09 base: 251  
 2009/10 base: 284  
 2010/11 base: 291  
 2011/12 base: 398

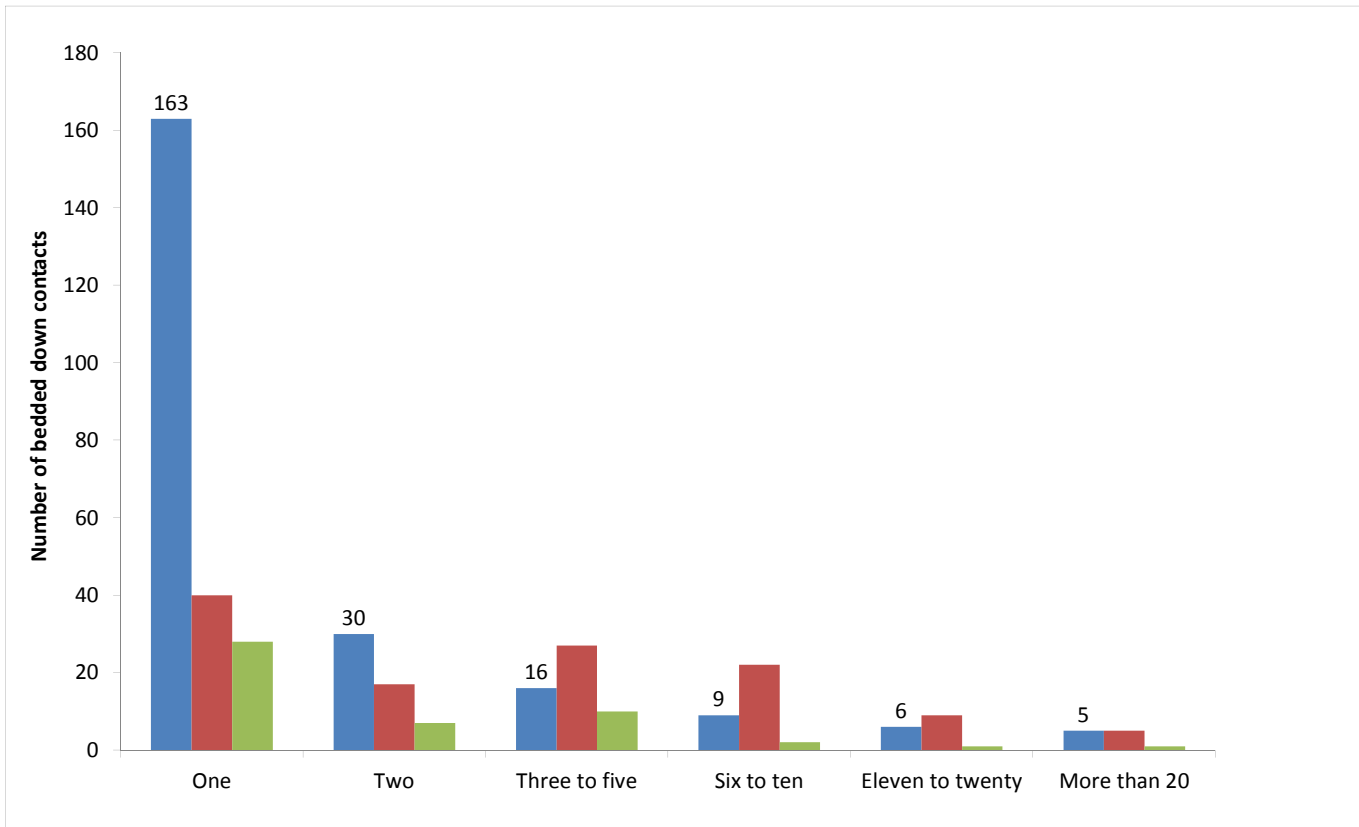
229 people rough sleeping were flow (new to the streets). This means they had not previously been contacted by any outreach or BBS team that reports to CHAIN and were verified as a rough sleeper this year.

120 people rough sleeping were stock. This means they had been contacted by an outreach or BBS team during this year in addition to the year preceding this period.

49 people seen rough sleeping were returners. This means they had been seen sleeping rough by outreach or BBS teams sometime before 1st April 2010, have not slept rough for at least a year, but have been seen sleeping rough prior to this.

### 3) Rough sleeping volume (flow, stock and returner)

People seen rough sleeping by number of bedded down contacts during the year, by flow, stock and returner



Base (Flow): 229  
Base (Stock): 120  
Base (Returner): 49

Of the 398 people seen rough sleeping this year, 231 only had a single bedded down street contact.

#### 4) Nationality of rough sleepers

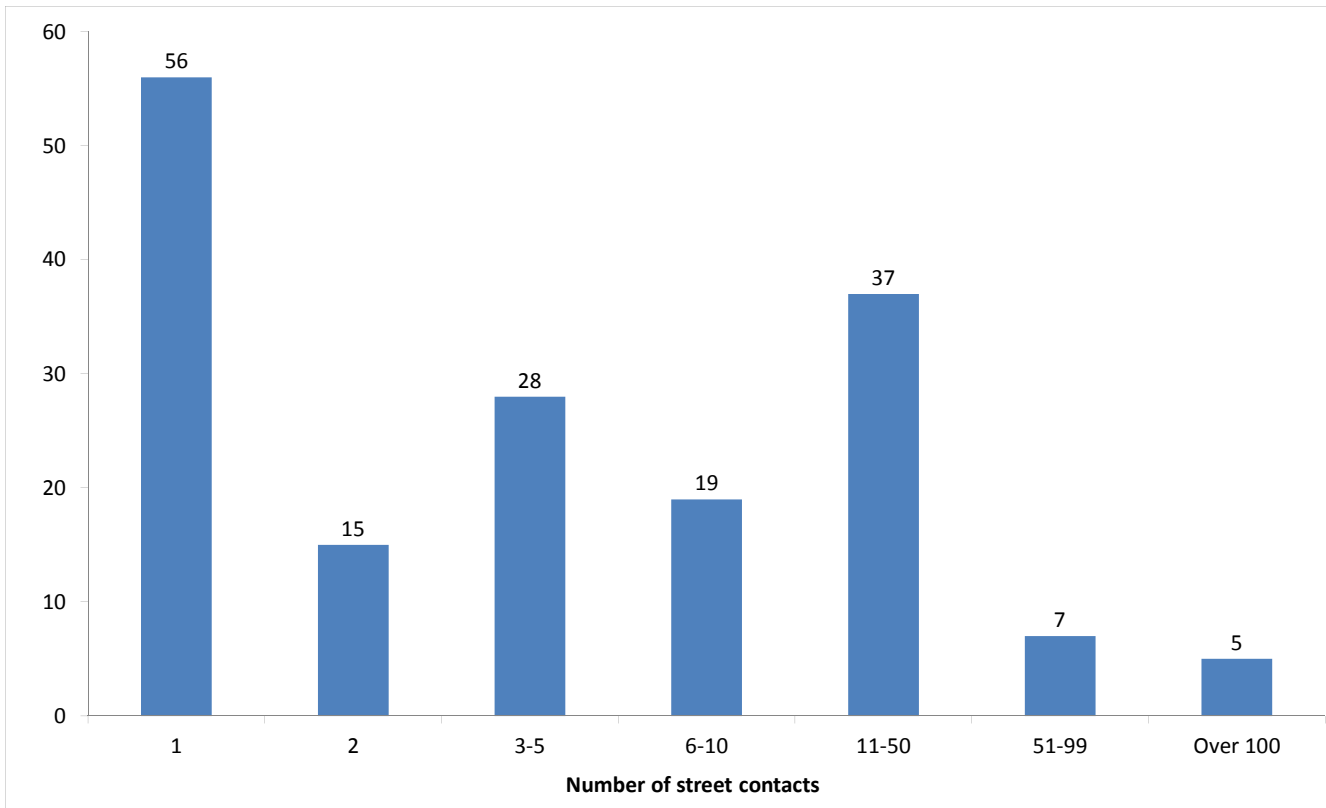
People seen rough sleeping by outreach or BBS teams during the year by flow, stock and returner model.

Nationality	Flow	Stock	Returner	TOTAL	%
UK	125	31	75	231	61%
Ireland (Republic of)	9	2	9	20	5%
Portugal	1	0	0	1	0%
Bulgaria	2	0	0	2	1%
Czech Republic	5	0	1	6	2%
Estonia	0	0	0	0	0%
Hungary	0	0	1	1	0%
Latvia	15	0	1	16	4%
Lithuania	3	0	2	5	1%
Poland	20	2	18	40	11%
Romania	5	0	2	7	2%
Slovenia	0	0	0	0	0%
Slovakia	2	0	0	2	1%
<b>Central and East European (CEE) sub-total</b>	<b>52</b>	<b>2</b>	<b>25</b>	<b>79</b>	<b>21%</b>
other Europe	17	4	3	24	6%
Eritrea	1	0	0	1	0%
Africa	4	3	2	9	2%
America	0	0	1	1	0%
Asia	11	0	3	14	4%
Australasia	0	0	0	0	0%
<i>Missing</i>	<i>0</i>	<i>5</i>	<i>1</i>	<i>6</i>	<i>2%</i>
<i>Not known</i>	<i>9</i>	<i>2</i>	<i>1</i>	<i>12</i>	<i>3%</i>
<b>Total</b>	<b>229</b>	<b>49</b>	<b>120</b>	<b>398</b>	
<b>Total**</b>	<b>220</b>	<b>42</b>	<b>118</b>	<b>380</b>	<b>100%</b>

\*\*This total excludes those people seen rough sleeping where their nationality is not known

## 5) No booking in actions

People contacted in the year with no accommodation events (booking or referrals) by any outreach or BBS team, by total number of street contacts recorded on CHAIN



Base: 167

144 of these people have slept rough in the year, which is 36% of all people sleeping rough this year.

56 (34%) of the people who have never had a booking in action recorded on CHAIN have only ever had 1 street contact recorded.

5 people in Camden have never had a booking in action despite having over 100 street contacts compared to 3 people last year.



## 6) Accommodation and reconnection events (Outreach)

Outreach accommodation (bookings and referrals) and reconnection events achieved in the year by type of accommodation

Accommodation type	2011/12	%	2010/11	%
Assessment centre	5	5%	10	10%
Bed & breakfast	3	3%	0	0%
Clinic/Detox/Rehab	1	1%	1	1%
Night Centre	0	0%	0	0%
Rolling shelter	9	8%	6	6%
Hostel	81	76%	62	63%
Other temporary	0	0%	0	0%
Second-stage accommodation	0	0%	0	0%
St Mungo's complex needs	0	0%	0	0%
St Mungo's semi-independent	0	0%	0	0%
Clearing House/RSI	0	0%	0	0%
LA tenancy (general needs)	0	0%	0	0%
Private rented sector	0	0%	1	1%
Private rented sector - independent	1	1%	0	0%
Private rented sector - with some floating support/support	1	1%	0	0%
RSL tenancy (general needs)	0	0%	0	0%
Sheltered housing	0	0%	0	0%
Supported housing	0	0%	0	0%
Other long-term accommodation	0	0%	0	0%
<b>Bookings into accommodation total</b>	<b>101</b>	<b>94%</b>	<b>80</b>	<b>82%</b>
Return to home area	4	4%	13	13%
Seeking work	0	0%	0	0%
Move to area for friends/family	2	2%	7	7%
Move to area with appropriate services	2	2%	4	4%
Other	0	0%	3	3%
<b>Reconnections total</b>	<b>6</b>	<b>6%</b>	<b>18</b>	<b>18%</b>
<b>TOTAL</b>	<b>107</b>	<b>100%</b>	<b>98</b>	<b>100%</b>

Outreach and BBS teams across Camden succeeded in reconnecting or booking into accommodation 74 people, 13% of the 576 people contacted during the year.

71 people had a total of 101 booking in events. This indicates that individuals can be booked into accommodation (the same type or different) more than once in the year.

2 people were booked into long-term accommodation.

64 people were booked into hostel accommodation.

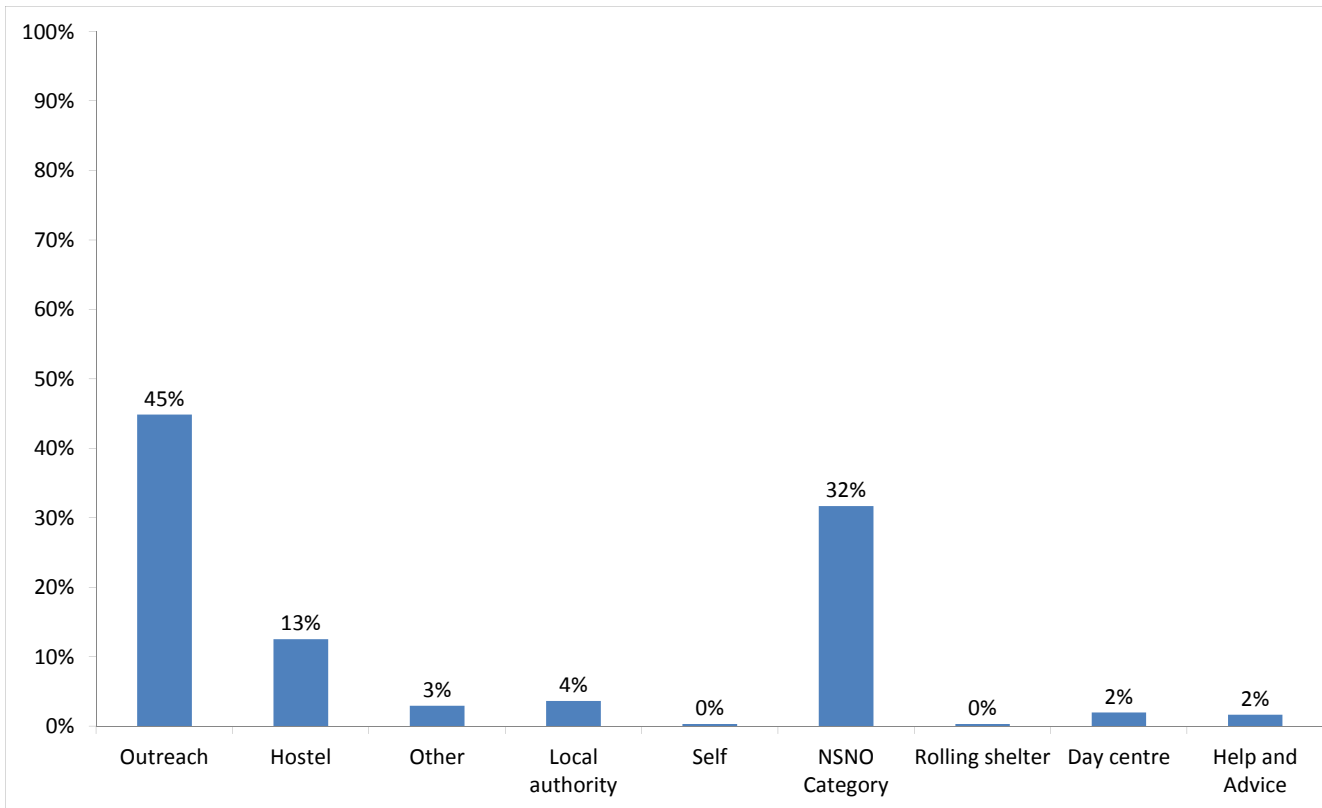
Outreach and BBS teams across Camden achieved a confirmed reconnection with 4 people they contacted this year. This is 1% of the people contacted by outreach or BBS teams this year.

6 confirmed reconnection events were recorded by outreach and BBS teams for verified rough sleepers this year. There were no such actions for the wider street population (people not seen sleeping rough).

## Temporary Accommodation: hostels, assessment centres, rolling shelters and second stage

### 7) Arrivals

Temporary accommodation arrivals by accommodation project and source of referral.



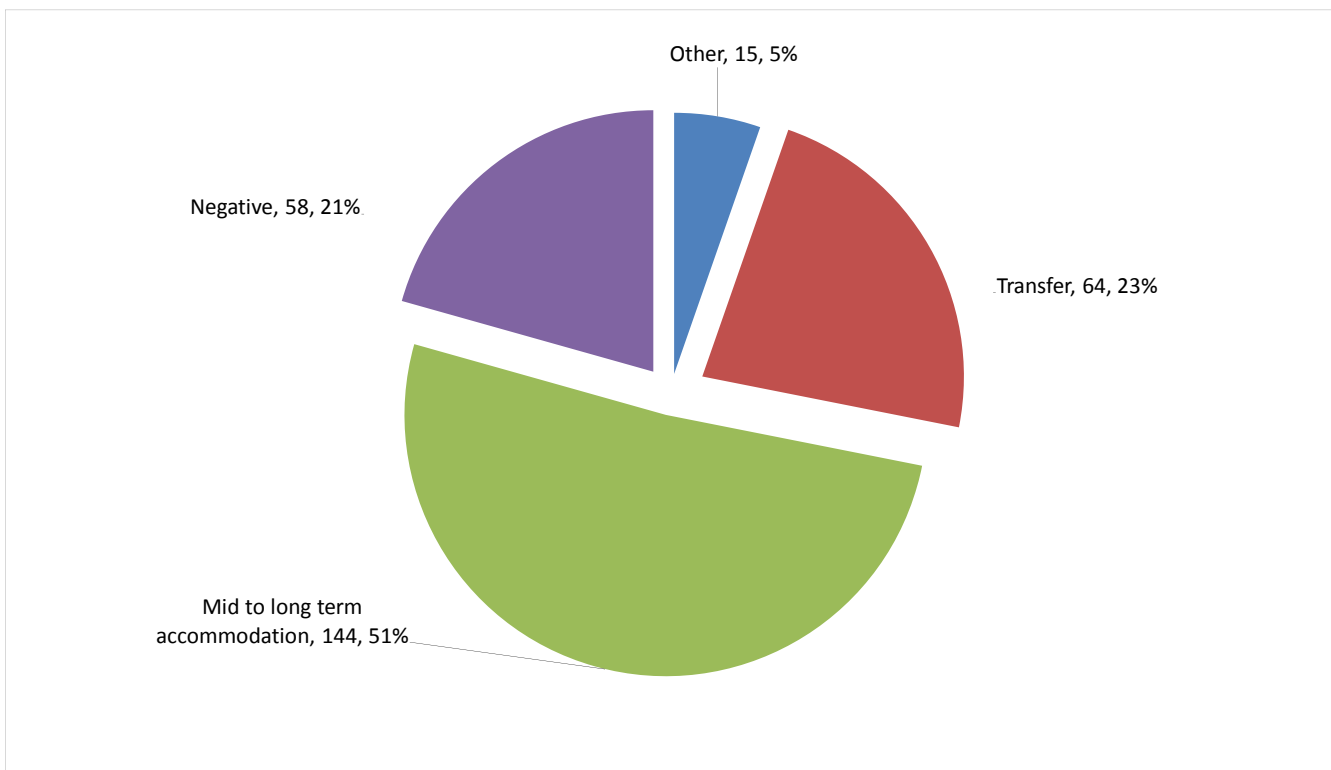
Base: 303

285 people arrived at accommodation in Camden this year. These 285 people had 303 arrival actions. This indicates that an individual can arrive more than once (at the same accommodation project or different) in a period.

The numbers of people arriving and arrivals compares to 127 people last year (141 arrival actions).

## 8) Departures - destination on departure

Departure actions by destination on departure



Base: 281

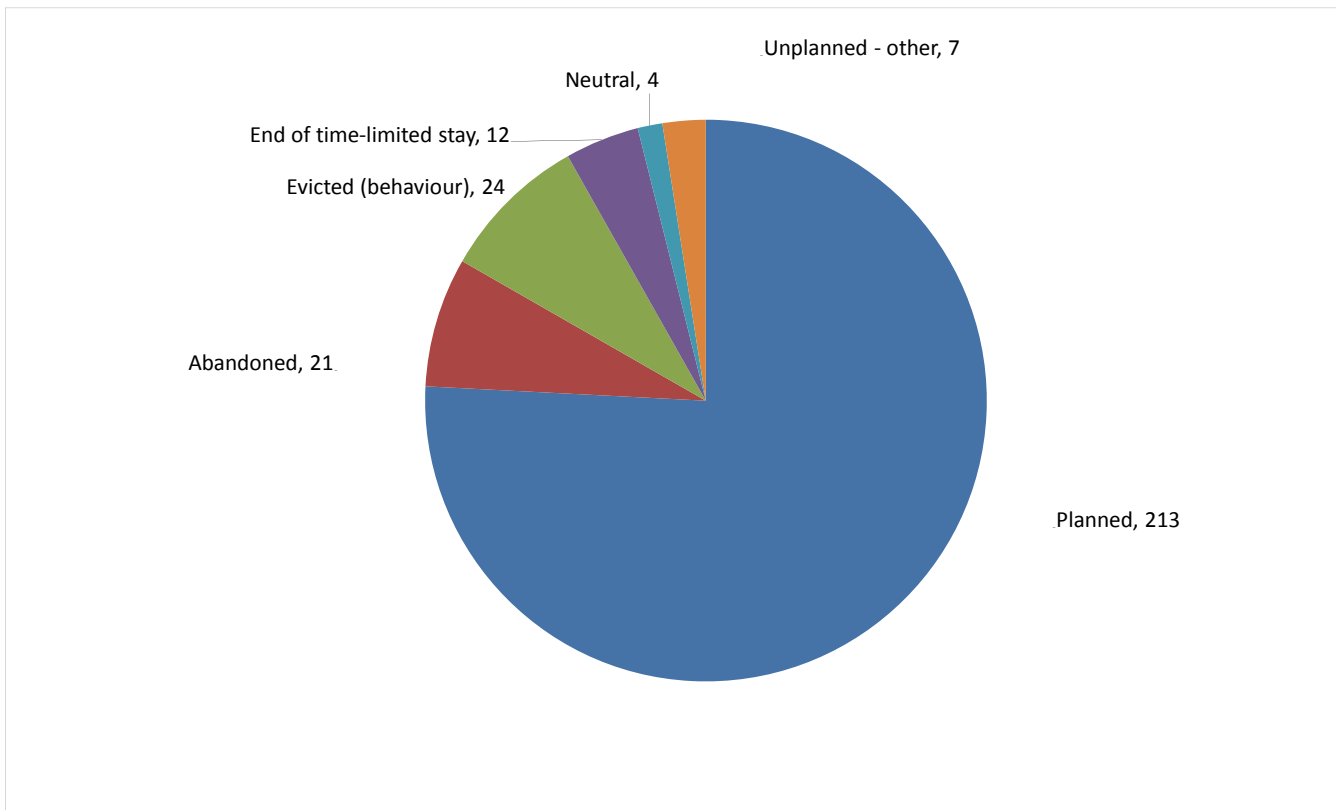
Destination categories on CHAIN	Chart category	Colour
Care home, Clearing House/RSI, Home area, Hospital - long term, LA tenancy (general needs), Long-term accommodation, Previous home, Private rented sector - independent, Private rented sector - supported, RSL tenancy (general needs), Sheltered Housing, Supported Housing	Mid to long term accommodation	
Bed & Breakfast, Detox clinic, Hostel, Hostel - another organisation, Hostel - within the organisation, Rehab clinic, Temporary accommodation, Psychiatric hospital, Hospital - NOT long term/acute care	Transfer	
Not known, Sleeping rough/returned to streets, Taken into custody	Negative	
Died, Outside London, Staying with family, Staying with friends	Other	

<b>Destination on departure from temporary accommodation</b>	<b>Number</b>	<b>%</b>
Care home	2	1%
Clearing House/RSI	11	4%
Detox clinic	14	5%
Died	3	1%
Hospital - long term	2	1%
Hostel - another organisation	29	10%
Hostel - within the organisation	12	4%
Night Shelter	1	0%
Not known	40	14%
Previous home (describe type of accomm in notes)	1	0%
Private rented sector - independent	6	2%
Private rented sector - with some floating support/support	1	0%
Psychiatric hospital	3	1%
Returned to home country (EEA)	113	40%
Returned to home country (non EEA)	4	1%
Sleeping rough/Returned to streets	10	4%
Staying with family	7	2%
Staying with friends	5	2%
Supported Housing	1	0%
Taken into custody	8	3%
Temporary accommodation (LA)	5	2%
Tied accommodation with work	3	1%
<b>Total</b>	<b>281</b>	<b>100%</b>

270 people departed from accommodation in Camden this year. These 270 people had 281 departure actions. This indicates that an individual can depart from more than once (at the same accommodation project or different) in a period.

## 9) Departures - planned or unplanned

Departures by whether or not the departure was planned or unplanned



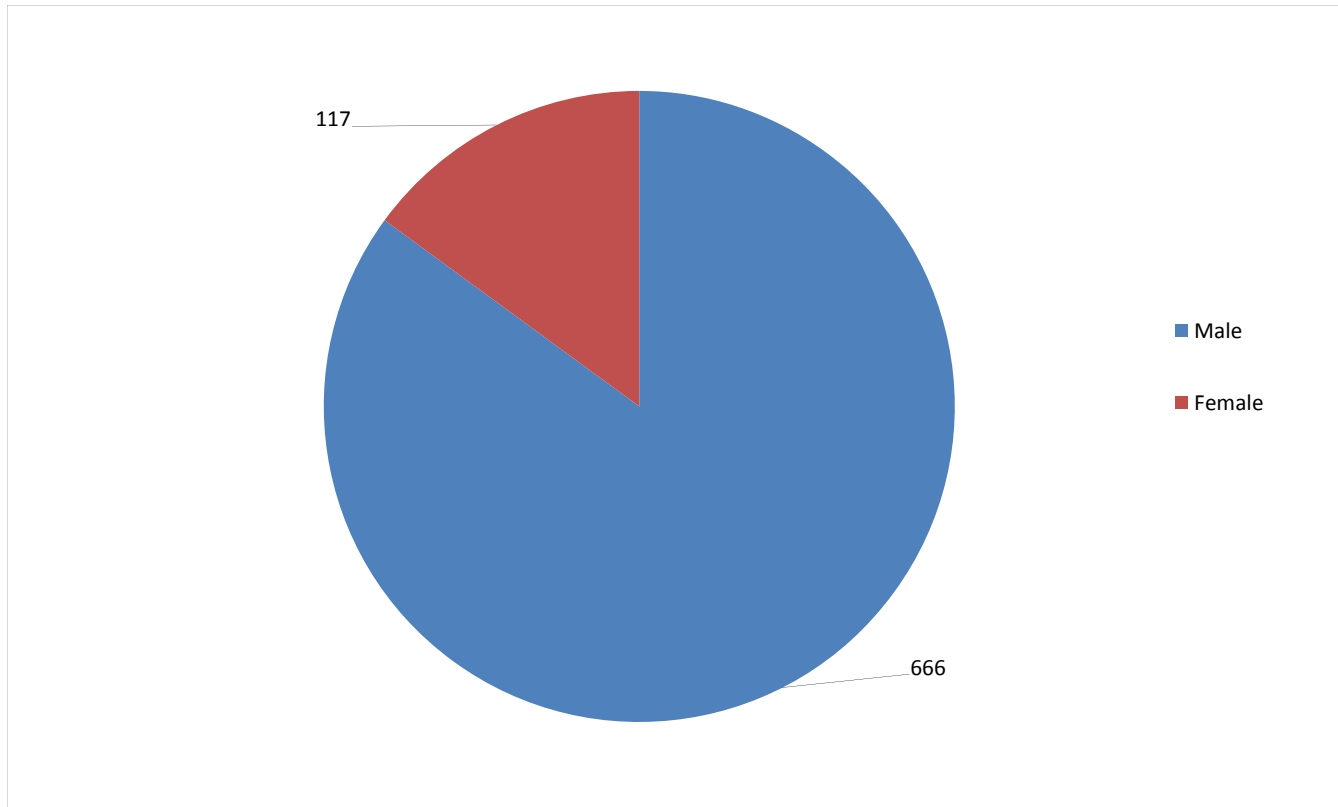
Base: 281

270 people departed from accommodation in Camden this year. These 270 people had 281 departure actions. This indicates that an individual can depart more than once (from the same accommodation project or different) in a period.

## Demographics

### 10) Gender

People contacted by outreach or BBS teams and/or arriving in or departing from accommodation in the year by gender

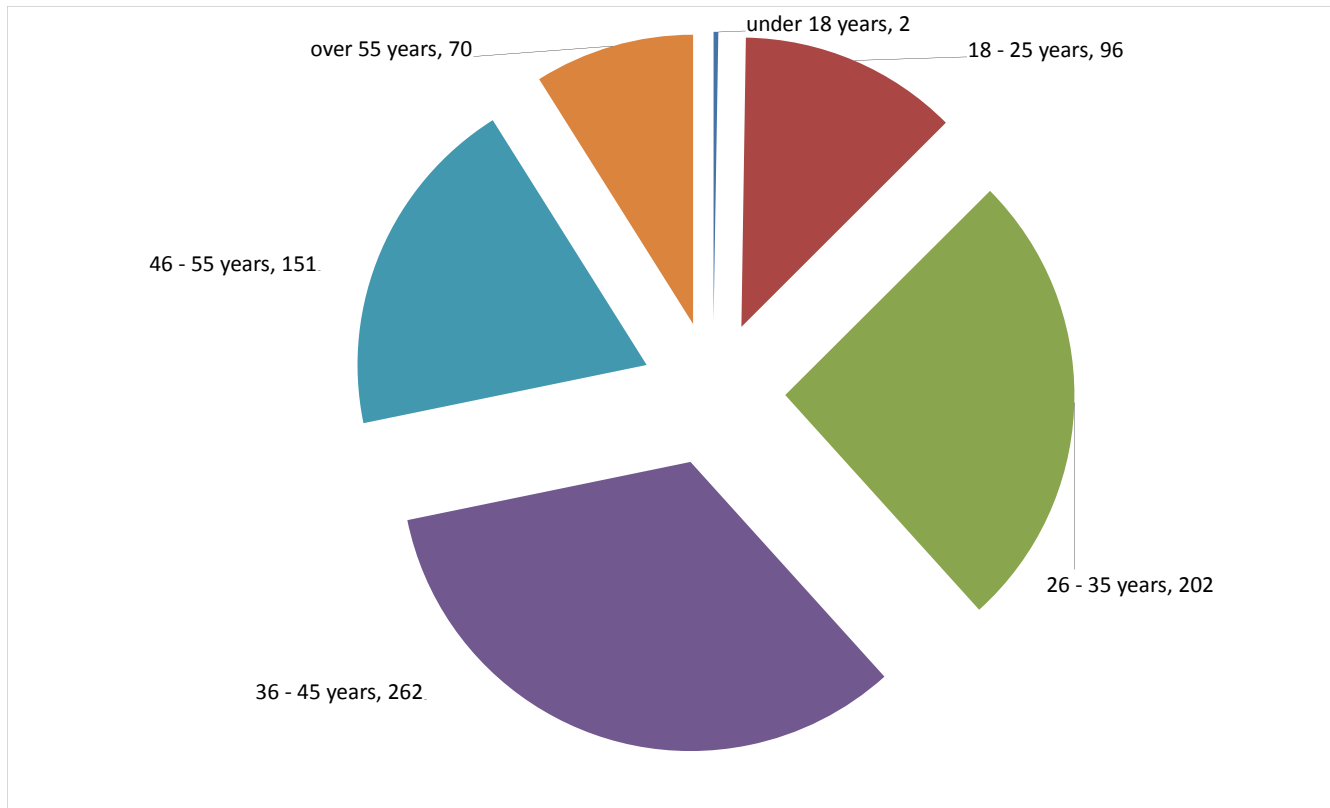


Base: 783

Last year 483 males and 89 females were contacted in Camden.

## 11) Age

People contacted by outreach or BBS teams and/or arriving in or departing from accommodation in the year by age



Base: 783

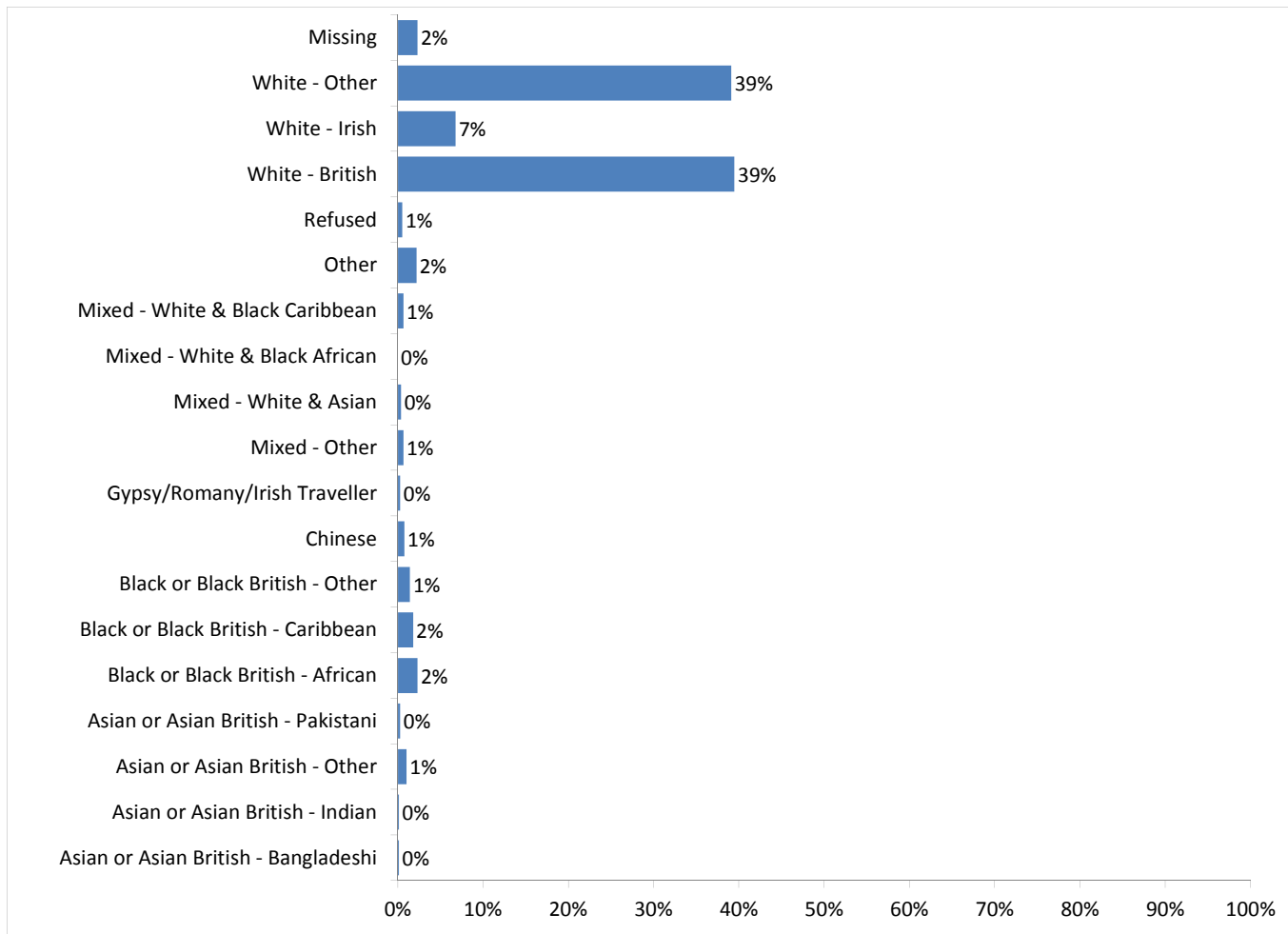
59% of people contacted in Camden this year were aged 26-45. This is consistent with the previous three years.

13% of people contacted were aged 25 years or under, 2 of which were aged under 18 years. This is consistent with previous years.

9% were aged over 55 years, which is also consistent with the previous three years.

## 12) Ethnicity

People contacted by outreach or BBS teams and/or arriving in or departing from accommodation in the year by ethnicity



Base: 783

The majority of people contacted in Camden in 2011/12 were white (85%), most of whom were white British.

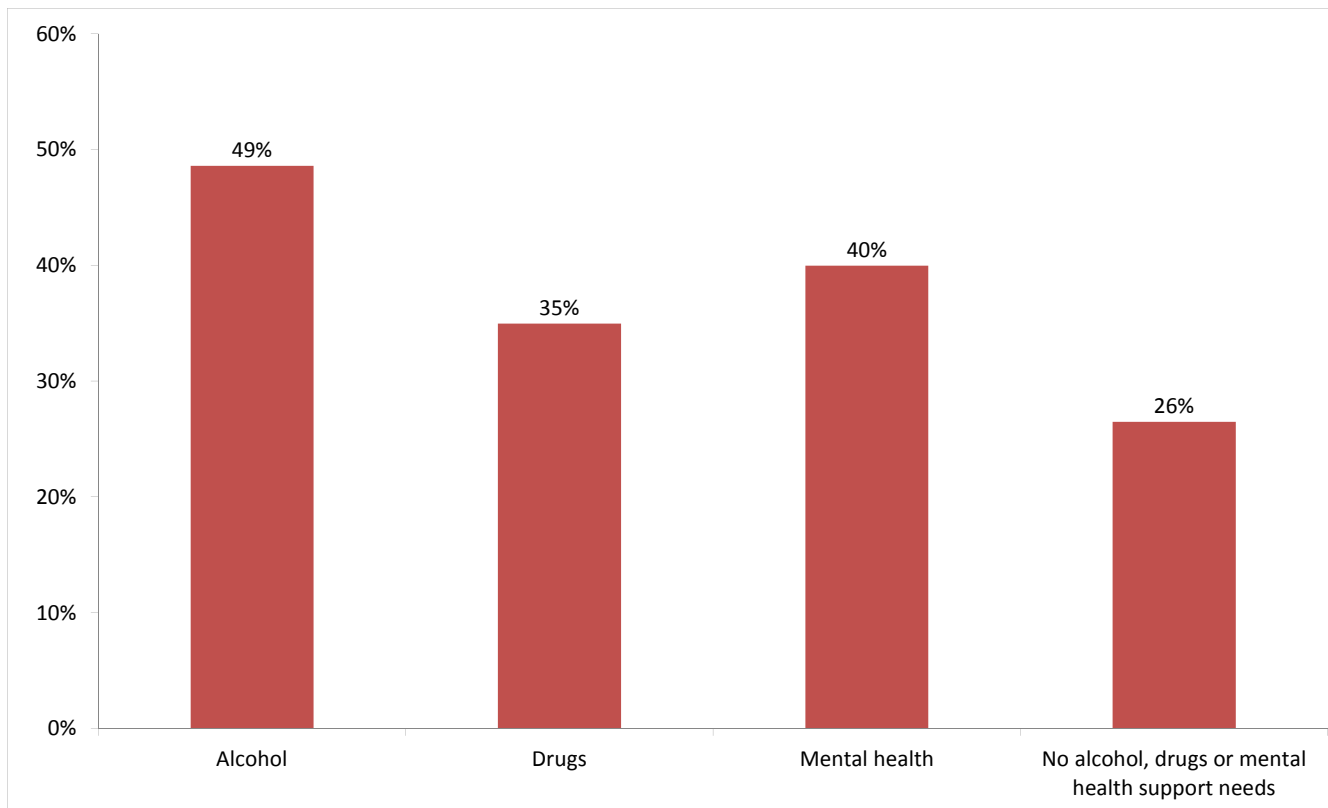
5% of people contacted were black and 2% were Asian. The ethnic origin of those contacted in Camden is consistent with the previous three years.



## Client Support Needs/Institutional History

### 13) Support needs

People contacted by outreach or BBS teams and/or arriving in accommodation in the year by support needs

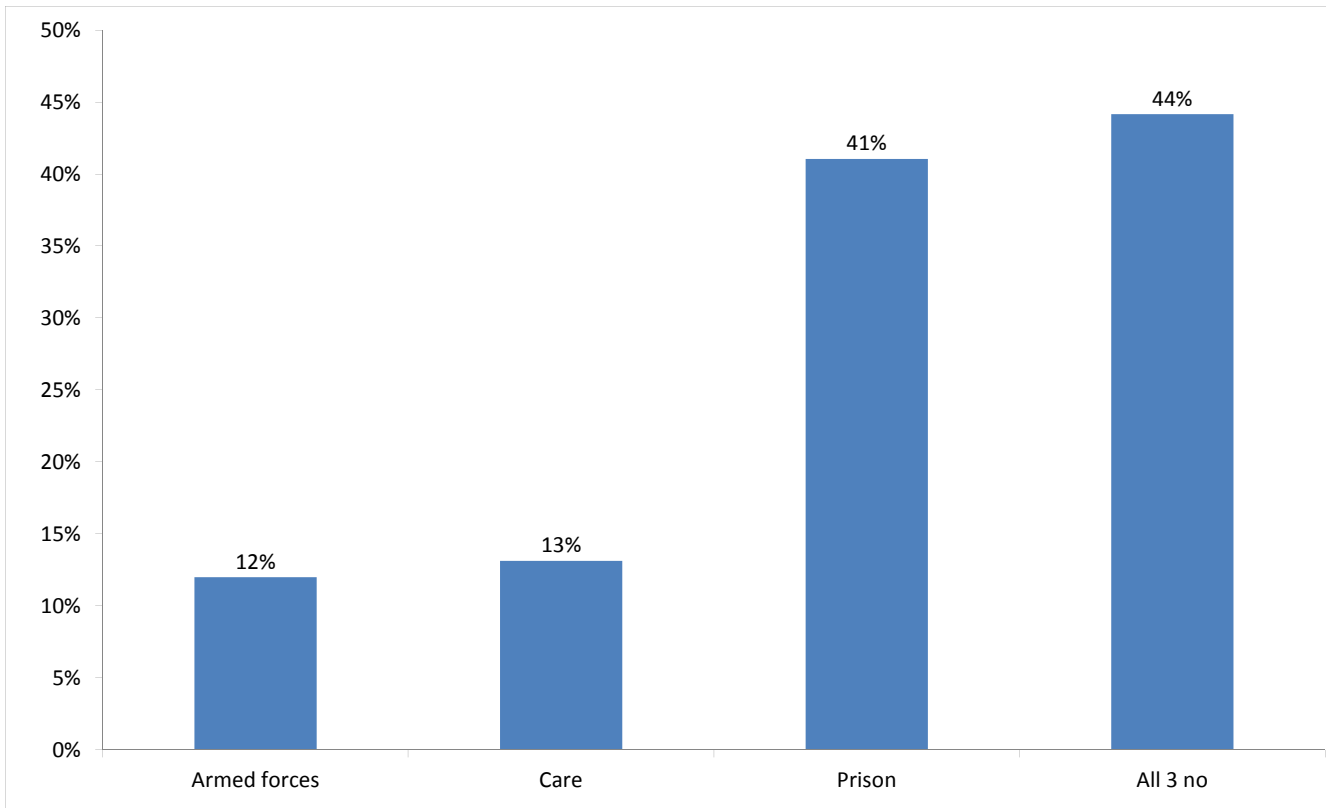


Base: 638 Note that the base figure for this graph excludes clients where all 3 support needs are not known or not recorded (135).

Support Needs	No. of people	%
Alcohol only	92	12%
Drugs only	46	6%
Mental health only	71	9%
Alcohol and drugs	66	9%
Alcohol and mental health	73	9%
Drugs and mental health	32	4%
Alcohol, drugs and mental health	79	10%
All 3 no	169	22%
All 3 not known or not assessed	135	17%
All 3 no, not known or not assessed	10	1%
<b>Total</b>	<b>773</b>	<b>100%</b>

## 14) Experience of armed forces, care and prison

People contacted by outreach or BBS teams and/or arriving in accommodation in the year by experience of the armed forces, care or prison



Base: 609 Note that the base figure for this graph excludes clients where all 3 institutional histories are not known.

73 people contacted in Camden this year have previously been in the armed forces (15 last year).

Nationality	Number of rough sleepers	% of people seen rough sleeping
UK	17	6%
Non-UK	17	6%
<b>Total</b>	<b>34</b>	<b>11%</b>

80 people contacted in Camden this year had previously been in care (51 last year).

250 people contacted in Camden this year had previously been in prison (147 last year).

It is possible for someone contacted to have previous experience of more than one institution and so be included in more than one of the above figures. 45 people contacted in the year have been in care and prison.

## Appendices

### Arrivals by source of referral

Source of referral → Accommodation ↓	BBS - CSTM	CSTM - Advice & Housing	BBS - Passage	The Passage - Day Centre	BBS - St Mungo's	Westminster Ark	Westminster Compass	City Rough Sleepers Team	CRI - Camden	Heathrow Airport Outreach	Southwark SPOT	West London Reconnect	West London Day Centre	K & C SIT	Tower Hamlets SORT	London Reconnect	Assessment Hub - North	Rolling shelter	Hostel	St Mungo's internal transfer	Local authority	Self referral (other referral source)	Total	
Camden LA - Parker Street															1								<b>1</b>	
Novas Group - Arlington House																					1		<b>1</b>	
St John of God - Olallo Project	7	5	3	5	5	2	9	1	3		5	5	1	2		58	95						<b>206</b>	
SHP - Arlington Road																			5		1		<b>6</b>	
SHP - Dennis Handfield House									8										13		2	2	<b>25</b>	
SHP - 165 Project									2										4		1	2	<b>9</b>	
Salvation Army - Cambria House																			4				<b>4</b>	
St Mungo's - Birkenhead Street									11								1		3	1	3		<b>19</b>	
St Mungo's - Endell Street									5										1		2		<b>8</b>	
St Mungo's - Endsleigh Gardens									3	1								1	5	1	2	4	<b>17</b>	
St Mungo's - Grays Inn Road																						1	<b>1</b>	
St Mungo's - St Pancras Way									5											1			<b>6</b>	
<b>Total</b>	<b>7</b>	<b>5</b>	<b>3</b>	<b>5</b>	<b>5</b>	<b>2</b>	<b>9</b>	<b>1</b>	<b>37</b>	<b>1</b>	<b>5</b>	<b>5</b>	<b>1</b>	<b>2</b>	<b>1</b>	<b>58</b>	<b>96</b>	<b>1</b>	<b>35</b>	<b>3</b>	<b>11</b>	<b>1</b>	<b>9</b>	<b>303</b>

## Departures by destination on departure

Destination Accommodation	Care home	Clearing House/RSI	Detox clinic	Died	Hospital - long term	Hostel - another	Hostel - within the	Night Shelter	Not known	Previous home (describe type)	Private rented sector -	Private rented sector - with	Psychiatric hospital	Returned to home country	Returned to home country	Sleeping rough/Returned	Staying with family	Staying with friends	Supported Housing	Taken into custody	Tied accommodation	Temporary accommodation	Total
Camden LA - Parker Street						1																	1
Irish Centre Housing - Conway House						1																	1
Novas Group - Arlington House							1																1
St John of God - Olallo Project			12			5		1	23	1	4			113	4	9	4	5	1		3	5	190
Salvation Army - Cambria House		3																					3
SHP - Arlington Road	1		1			1	4		1														8
SHP - Dennis Handfield House		2		1		3			3							1					3		13
SHP - 165 Project						4	1		1								1				2		9
St Mungo's - Birkenhead Street	1	1	1			3	1		8		1		1										17
St Mungo's - Brecknock Road						1																	1
St Mungo's - Endell Street		1				3	1				1	1											7
St Mungo's - Endsleigh Gardens		4		2		2	3		1				2				2				2		18
St Mungo's - Grays Inn Road					2																		2
St Mungo's - St Pancras Way						5	1		3												1		10
<b>Total</b>	<b>2</b>	<b>11</b>	<b>14</b>	<b>3</b>	<b>2</b>	<b>29</b>	<b>12</b>	<b>1</b>	<b>40</b>	<b>1</b>	<b>6</b>	<b>1</b>	<b>3</b>	<b>113</b>	<b>4</b>	<b>10</b>	<b>7</b>	<b>5</b>	<b>1</b>	<b>8</b>	<b>3</b>	<b>5</b>	<b>281</b>

## Departures by planned/unplanned reason

Planned/Unplanned Accommodation	Planned	Abandoned	Evicted (behaviour)	End of time- limited stay	Neutral	Unplanned - other	Total
Camden LA - Parker Street	1						<b>1</b>
Irish Centre Housing - Conway House	1						<b>1</b>
Novas Group - Arlington House	1						<b>1</b>
St John of God - Olallo Project	156	14	11	8	1		<b>190</b>
Salvation Army - Cambria House	3						<b>3</b>
SHP - Arlington Road	7	1					<b>8</b>
SHP - Dennis Handfield House	5	2	2		1	3	<b>13</b>
SHP - 165 Project	6	1				2	<b>9</b>
St Mungo's - Birkenhead Street	8	2	3	4			<b>17</b>
St Mungo's - Brecknock Road	1						<b>1</b>
St Mungo's - Endell Street	7						<b>7</b>
St Mungo's - Endsleigh Gardens	9		5		2	2	<b>18</b>
St Mungo's - Grays Inn Road	2						<b>2</b>
St Mungo's - St Pancras Way	6	1	3				<b>10</b>
<b>Total</b>	<b>213</b>	<b>21</b>	<b>24</b>	<b>12</b>	<b>4</b>	<b>7</b>	<b>281</b>