

CHAIN Annual Report



CAMDEN

1st April 2012 - 31st March 2013



BROADWAY

STREET TO HOME

020 7710 0550

info@broadwaylondon.org

www.broadwaylondon.org

[@Broadwaycharity](https://www.facebook.com/Broadwaycharity) [f Broadwaycharity](https://www.facebook.com/Broadwaycharity)

Registered charity no. 274403

CHAIN annual report for Camden 2012/13

Contents

Outreach Work

1) Rough sleeping

People seen sleeping rough by outreach teams in the year

2) Rough sleeping (rolling) (flow, stock and returner)

People seen rough sleeping by outreach teams in the year by the flow, stock and returner model

3) Rough sleeping volume (flow, stock and returner)

People seen rough sleeping by number of bedded down contacts during the year, by flow, stock and returner model

4) Number of times seen rough sleeping

People seen sleeping rough by number of contacts in the year

5) New rough sleepers (flow) - last settled base and reason for leaving

People seen rough sleeping by outreach teams for the first time by their last settled base and reason for leaving

Demographics

6) Nationality of rough sleepers

People seen rough sleeping by outreach teams during the year by flow, stock and returner model.

7) Gender

People seen rough sleeping in the year, by gender

8) Age

People seen rough sleeping in the year, by age

9) Ethnicity

People seen rough sleeping in the year, by ethnicity

Support needs, experience of armed forces, care or prison

10) Support needs

People seen sleeping rough in the year, by support needs

11) Experience of armed forces, care and prison

People seen rough sleeping, by experience of the armed forces, care or prison

Accommodation and move-on

12) Accommodation and reconnection events (Outreach)

Outreach accommodation (bookings and referrals) and reconnection events achieved in the year

Hostels, assessment centres, rolling shelters and second stage accommodation

13) Departures - destination on departure

Departures from hostels, categorised by where people went after leaving

14) Departures - planned or unplanned

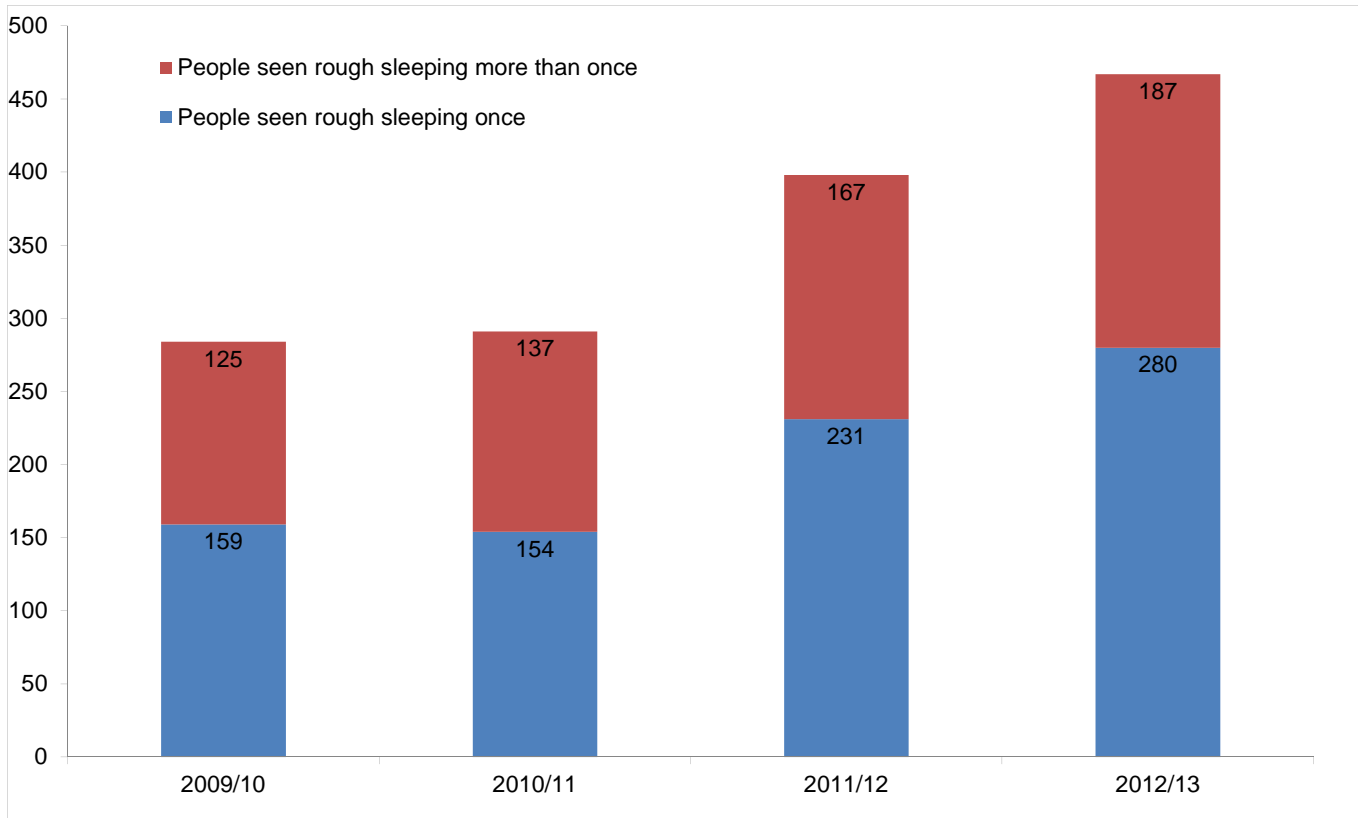
Departures by whether or not the departure was planned or unplanned

CHAIN annual report for Camden

Outreach work

1) Rough sleeping

People seen sleeping rough by outreach teams in the year



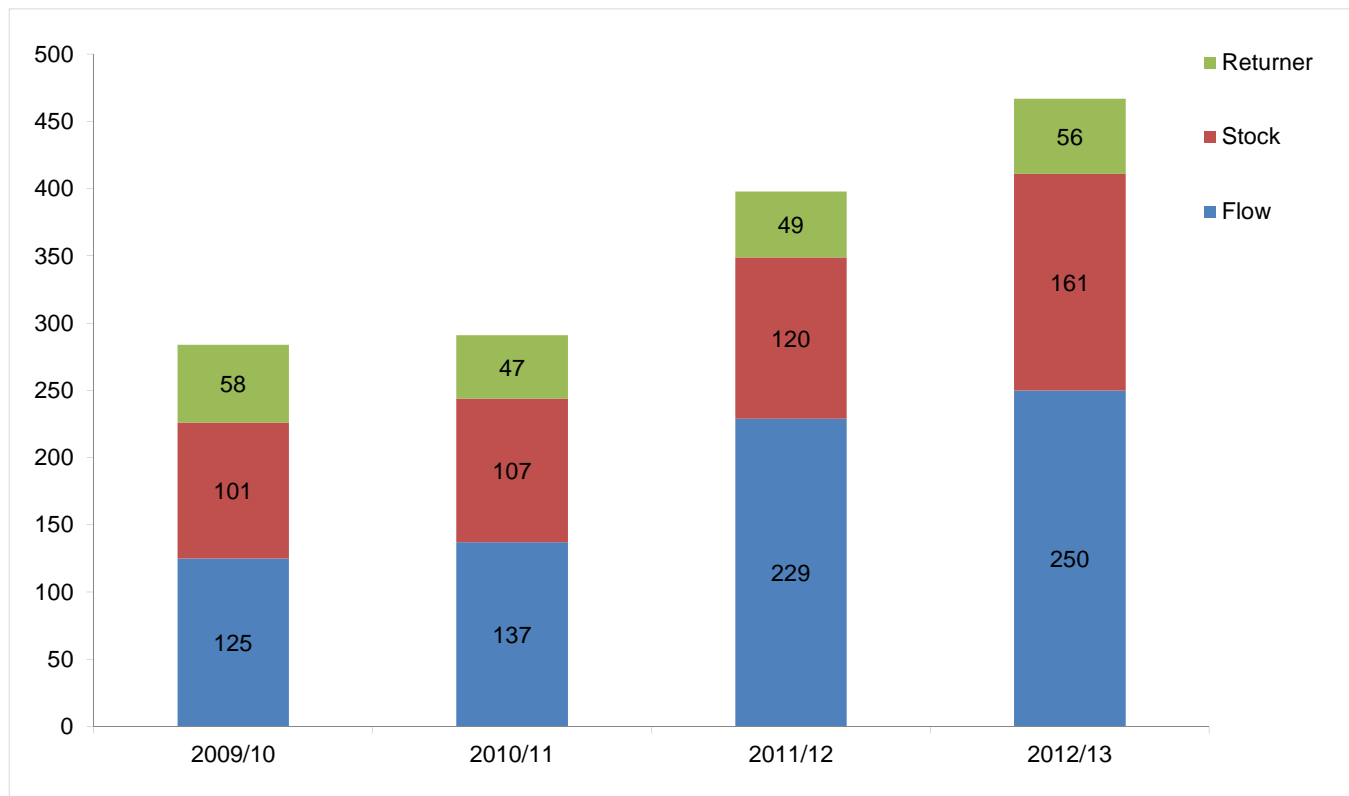
2009/10 base: 284
2010/11 base: 291
2011/12 base: 398
2012/13 base: 467

2) Rough sleeping (rolling) (flow, stock and returner)

People seen rough sleeping by outreach teams in the year by the flow, stock and returner model

The flow, stock and returner model categorises people seen sleeping rough according to whether they have also been seen bedded down in previous periods:

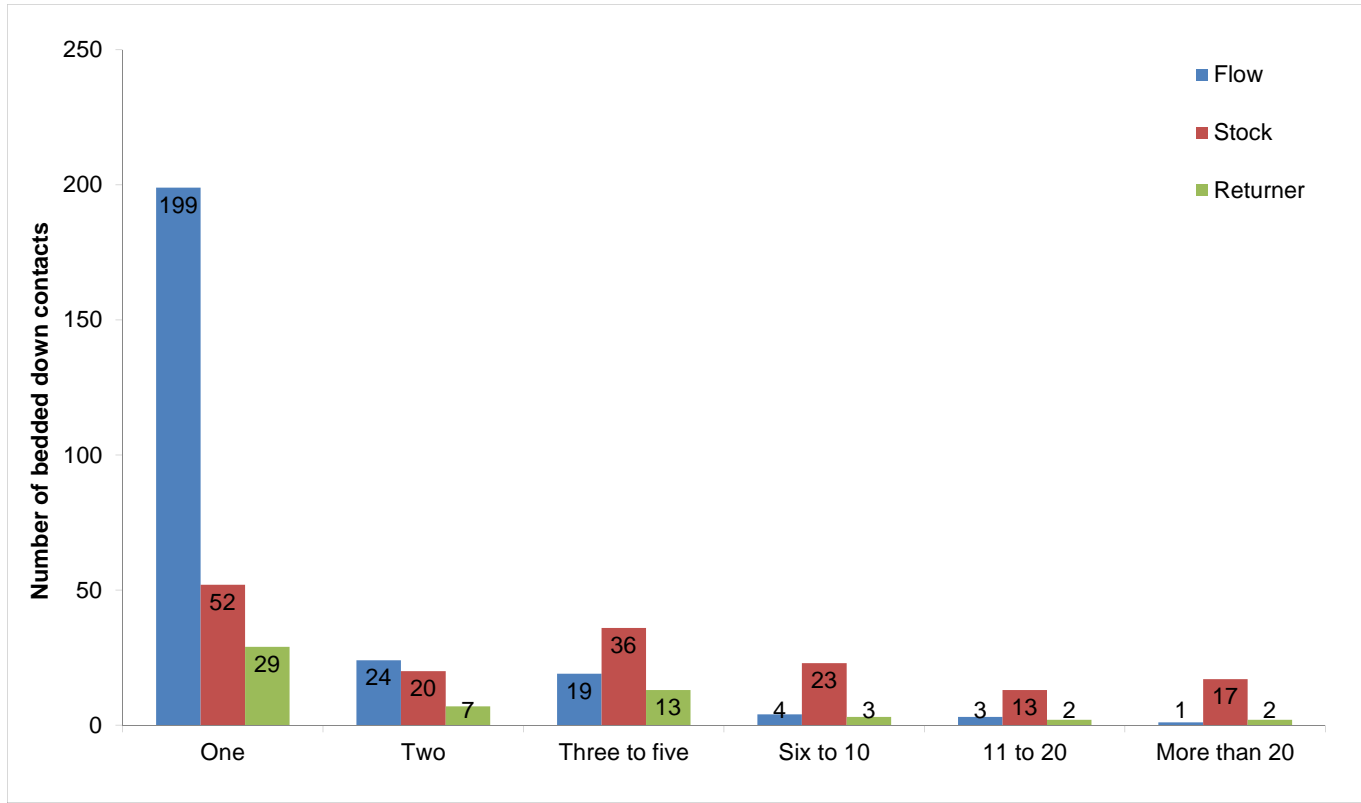
Flow	People who have never been seen sleeping rough before
Stock	People who were seen sleeping rough in 2012/13 and also in 2011/12 (i.e. those seen across a minimum of two consecutive years).
Returner	People who were also seen sleeping rough over a year ago but were not seen sleeping rough in 2011/12 (i.e. those who have had a gap in their rough sleeping histories).



2009/10 base:	284
2010/11 base:	291
2011/12 base:	398
2012/13 base:	467

3) Rough sleeping volume (flow, stock and returner)

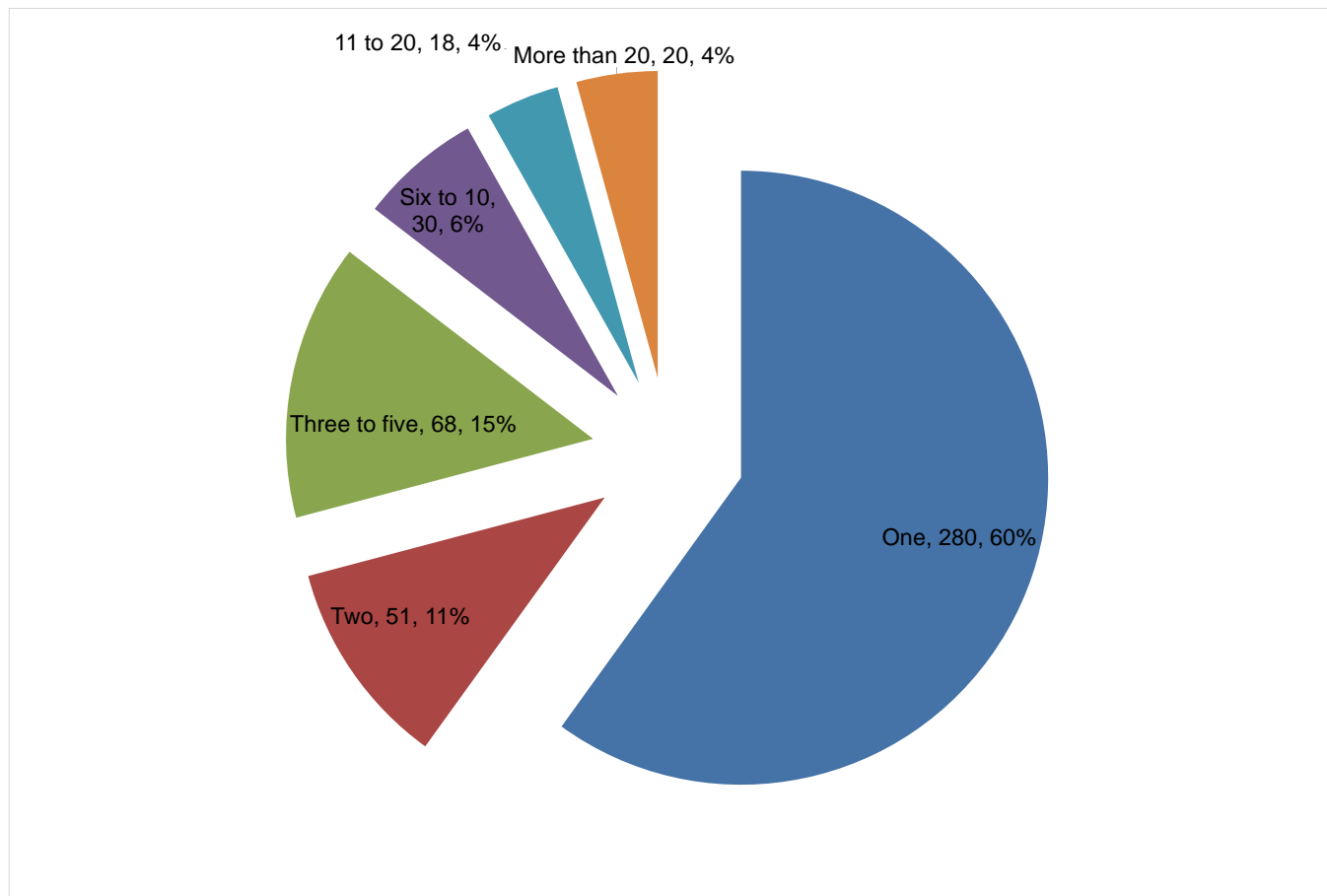
People seen rough sleeping by number of bedded down contacts during the year, by flow, stock and returner model



Base (Flow): 250
Base (Stock): 161
Base (Returner): 56

4) Number of times seen rough sleeping

People seen sleeping rough by number of contacts in the year



Base: 467

5) New rough sleepers (flow) - last settled base and reason for leaving

People seen rough sleeping by outreach teams for the first time by their last settled base and reason for leaving

Last settled base	Number	%*
Asylum support accommodation	2	1%
Family home	35	23%
Hospital	1	1%
Hostel	10	7%
LA accommodation	3	2%
Owner occupied	3	2%
Prison	4	3%
Private rented accommodation	70	46%
Staying with friends	19	13%
Temporary accommodation (LA)	2	1%
Temporary accommodation (non-LA)	1	1%
Tied accommodation	1	1%
<i>Not known</i>	99	
Total (excluding not known)	151	100%
Grand total	250	

Reason for leaving last settled base	Number	%*
Asked to leave	12	9%
Bereavement	6	5%
Domestic violence - victim	2	2%
Evicted	16	12%
Evicted - arrears	1	1%
Evicted - other	4	3%
Financial problems - debt	1	1%
Financial problems - loss of job	3	2%
Financial problems - other	2	2%
Left hospital	1	1%
Left prison	3	2%
Other	7	5%
Relationship breakdown	29	22%
Relationship breakdown - violence from partner or associated person	1	1%
Seeking work	39	30%
Seeking work - from within UK	5	4%
<i>Not known</i>	118	
Total (excluding not known)	132	100%
Grand total	250	

*The total excluding not known is used as the base for the percentages.

Demographics

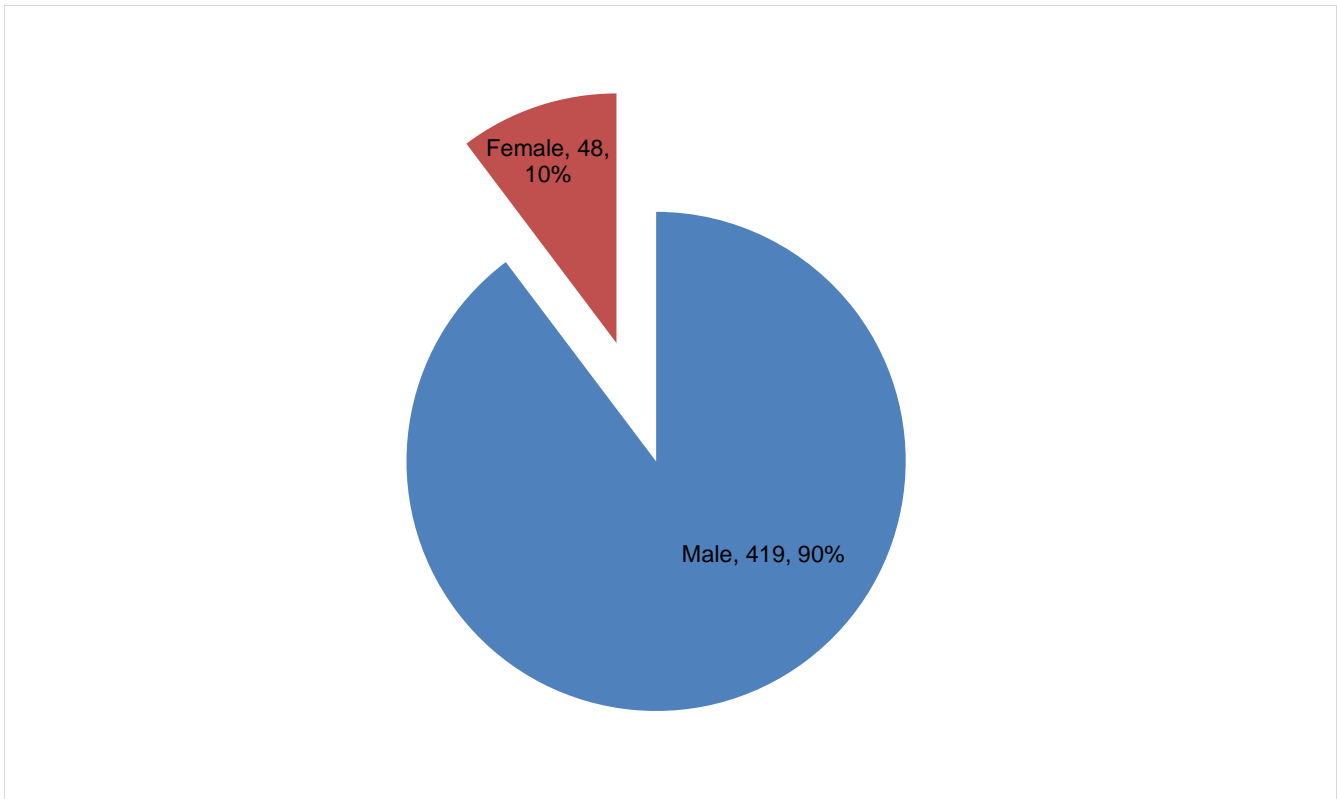
6) Nationality of rough sleepers

People seen rough sleeping by outreach teams during the year by flow, stock and returner model.

Nationality	Flow	Stock	Returner	TOTAL	%
UK	116	100	34	250	56%
Ireland (Republic of)	8	10	2	20	4%
Italy	13	2	3	18	4%
Lithuania	9	4	0	13	3%
Poland	17	13	2	32	7%
Romania	13	6	1	20	4%
Other Central and East Europe	12	3	2	17	4%
Central and East European (CEE) sub-total	51	26	5	82	18%
Other Europe	27	11	3	41	9%
Africa	13	4		17	4%
Americas	5	1		6	1%
Asia	7	4		11	2%
Missing		1	5	6	
Not known	10	2	4	16	
Total (excluding not known)	240	158	47	445	100%
Total	250	161	56	467	

7) Gender

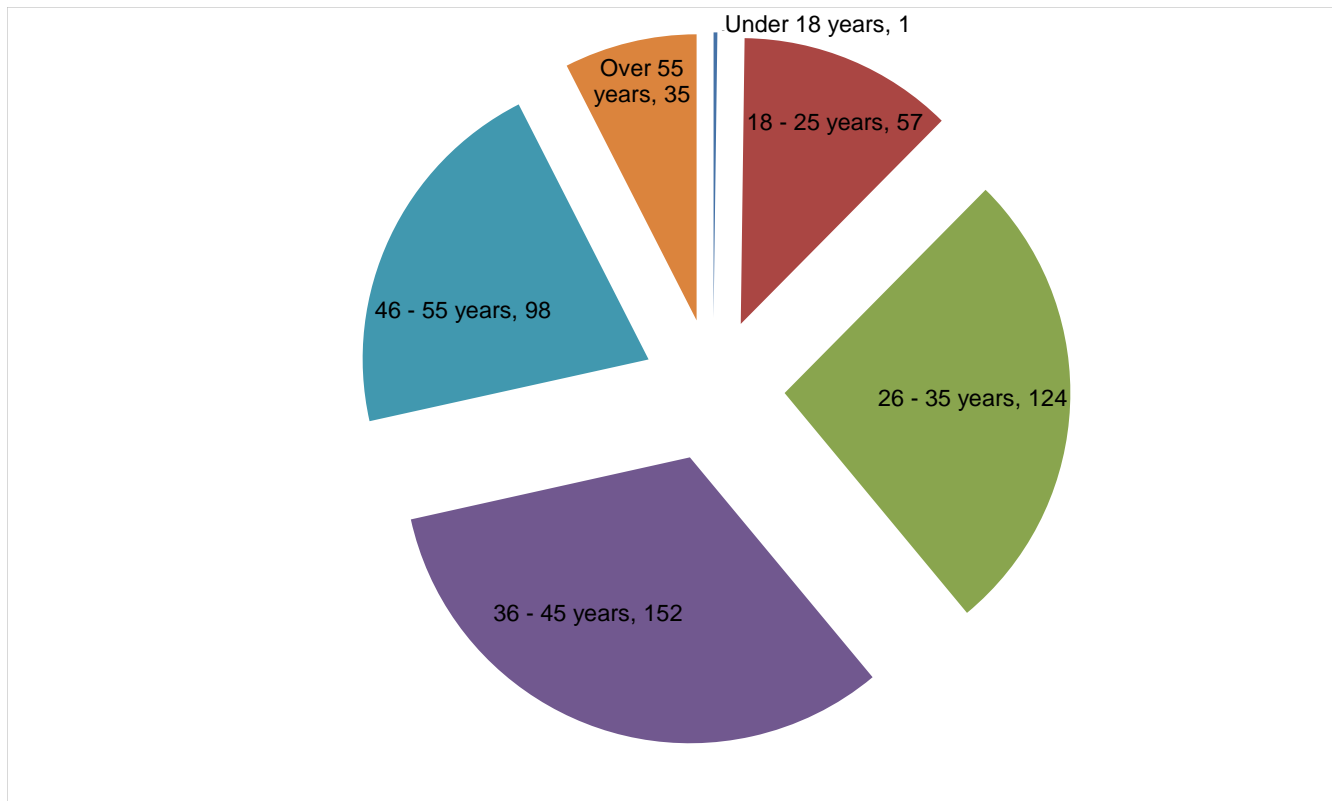
People seen rough sleeping in the year, by gender



Base: 467

8) Age

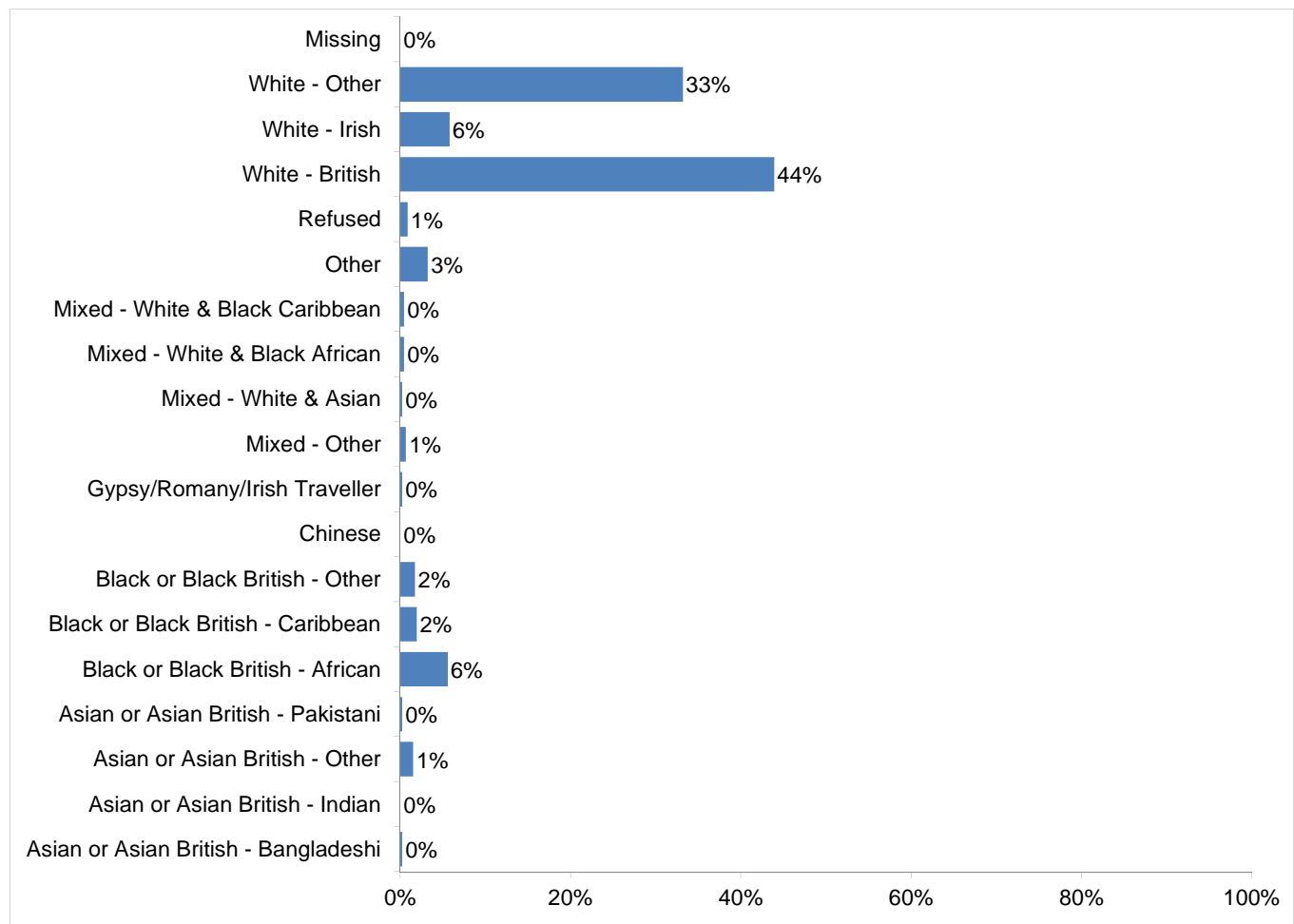
People seen rough sleeping in the year, by age



Base: 467

9) Ethnicity

People seen rough sleeping in the year, by ethnicity

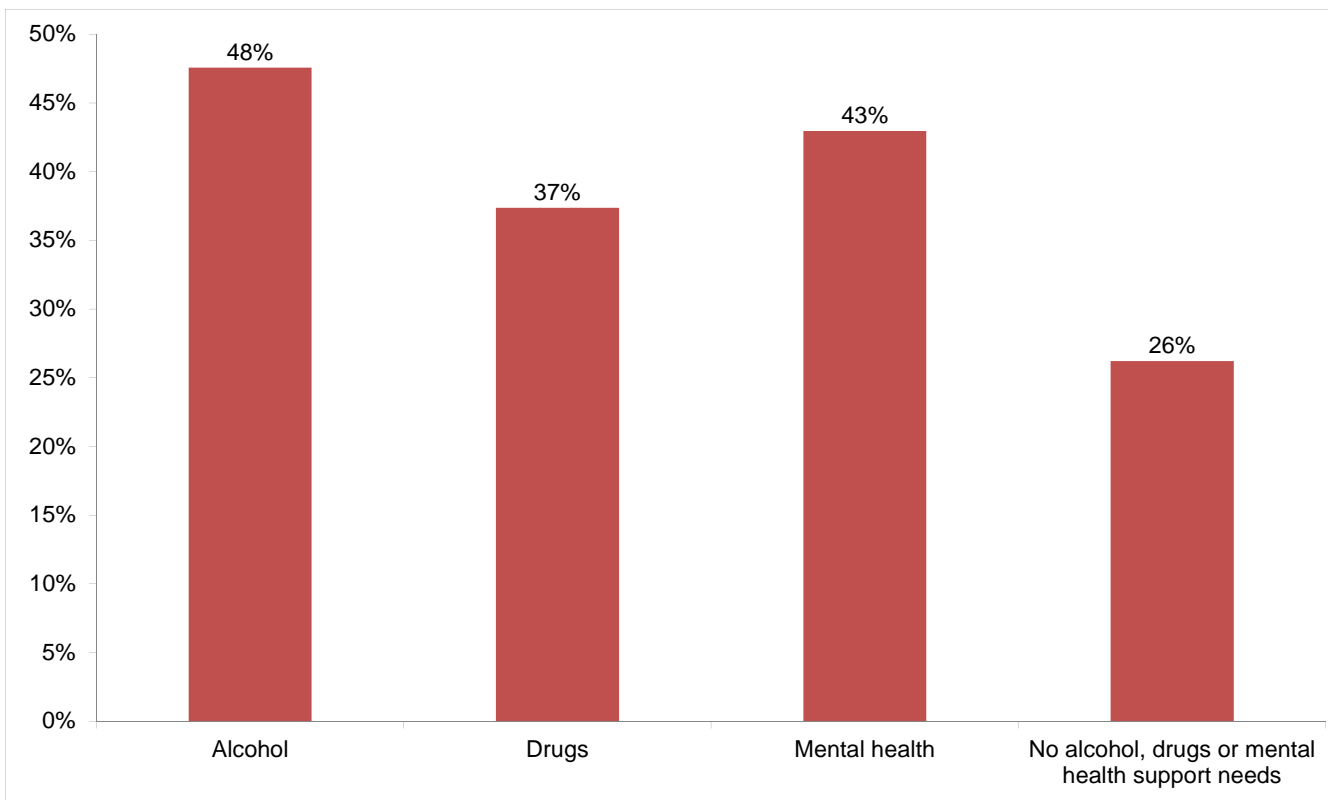


Base: 467

Client support needs and experience of armed forces, care or prison

10) Support needs

People seen sleeping rough in the year, by support needs

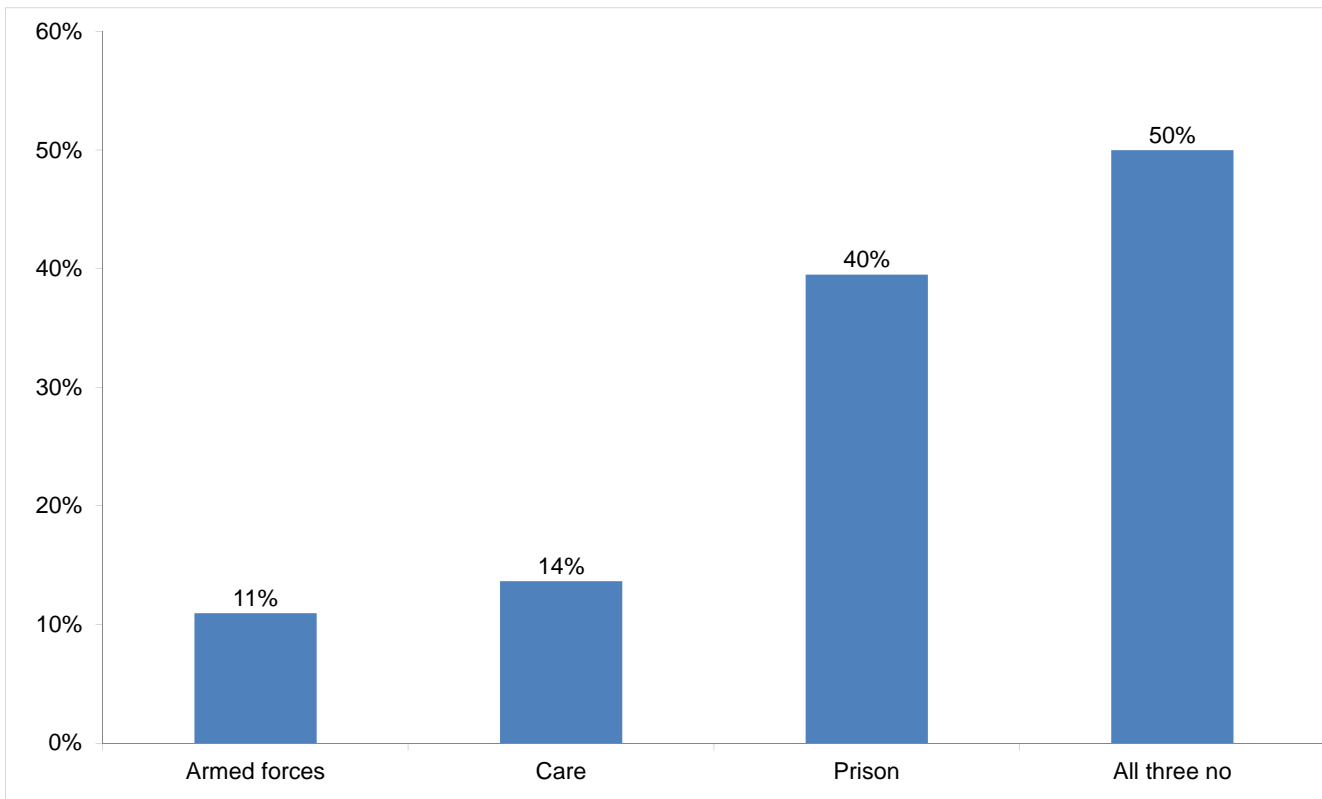


(55).

Support Needs	No. of people	%
Alcohol only	48	10%
Drugs only	24	5%
Mental health only	59	13%
Alcohol and drugs	49	10%
Alcohol and mental health	37	8%
Drugs and mental health	19	4%
Alcohol, drugs and mental health	62	13%
All three no	108	23%
All three not known or not assessed	55	12%
All three no, not known or not assessed	6	1%
Total	467	100%

11) Experience of armed forces, care and prison

People seen rough sleeping, by experience of the armed forces, care or prison



Base: 410 Note that the base figure for this graph excludes clients where all three institutional histories are not known.

Nationality	Number	% of people
UK	18	4%
Non-UK	27	7%
Total*	410	11%

*People rough sleeping in the period in Camden and who have been assessed for experience of armed forces, care or prison

12) Accommodation and reconnection events (Outreach)

Outreach accommodation (bookings and referrals) and reconnection events achieved in the year

Accommodation events

Accommodation type	Number	%
Assessment centre	1	1%
Bed & breakfast	8	5%
Clinic/detox/rehab	1	1%
Hostel	98	60%
Rolling shelter	1	1%
Temporary accommodation (LA)	16	10%
Temporary accommodation (other)	39	24%
Total	164	100%

Reconnection events

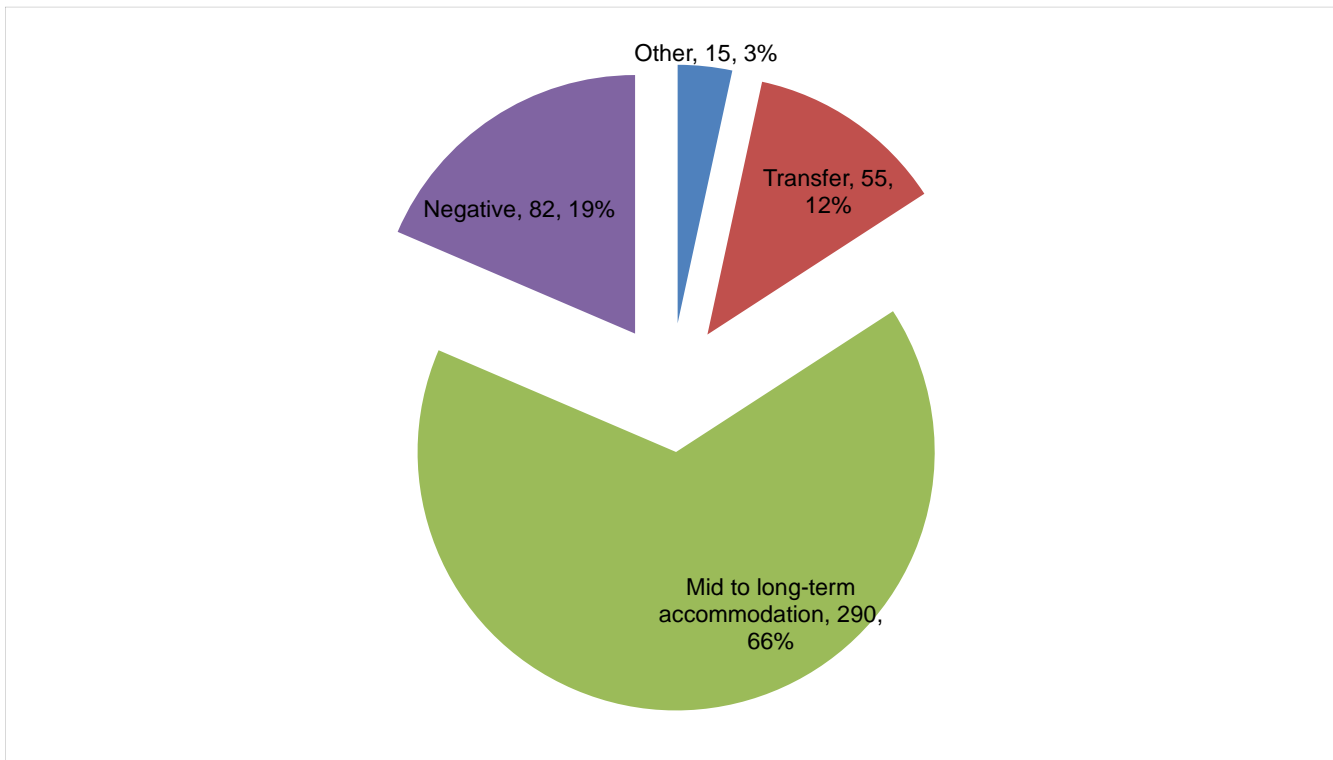
Outcomes	Number	%
Return to home area	15	68%
Move to area with friends/family	3	14%
Seeking work	10	45%
Move to area with appropriate services	9	41%
Reconnections total*	22	

*Each reconnection can have multiple outcomes associated with it. This means that the reconnections total is a unique count of the reconnections recorded by outreach teams in the year.

Temporary Accommodation: hostels, assessment centres, rolling shelters and second stage

13) Departures - destination on departure

Departures from hostels, categorised by where people went after leaving



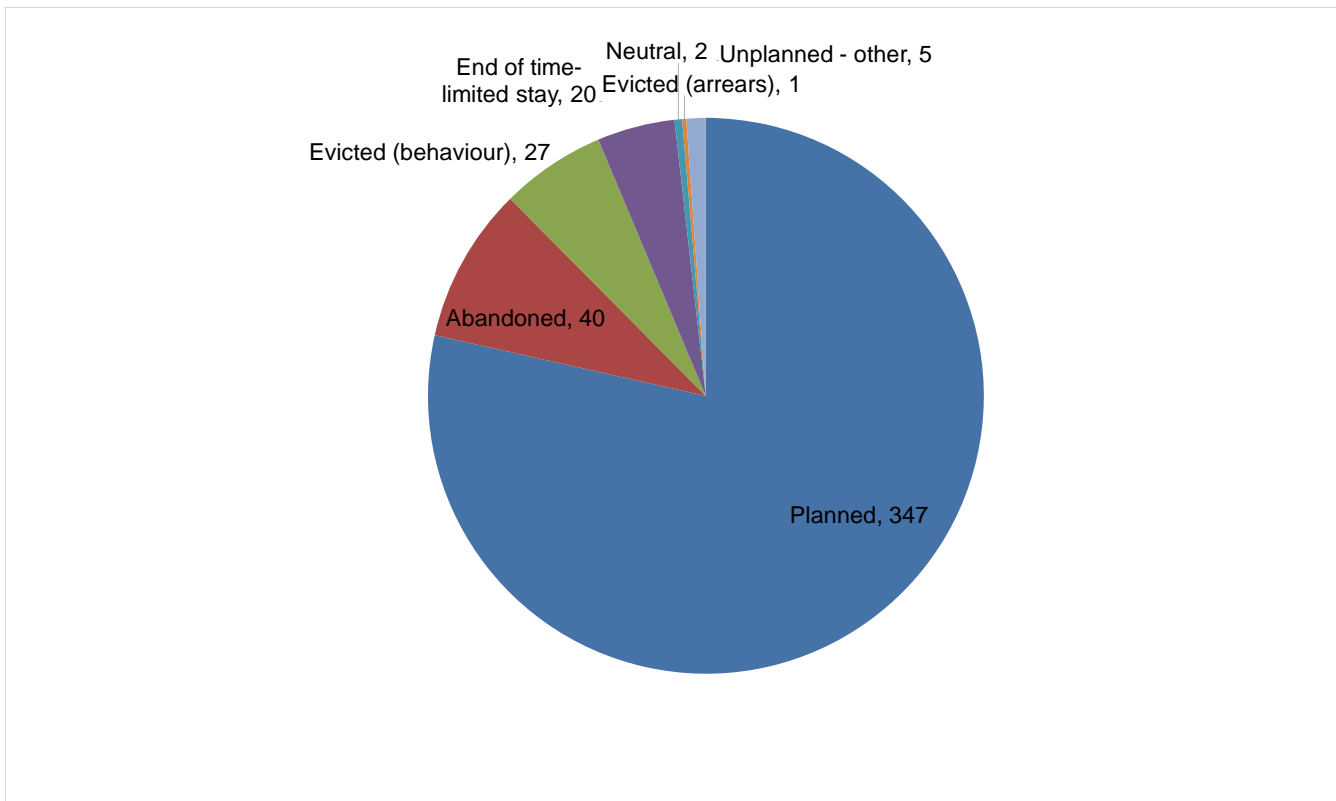
Base: 442

Destination categories on CHAIN	Chart category	Colour
Care home, Clearing House/RSI, home area, hospital - long term, LA tenancy (general needs), long-term accommodation, previous home, private rented sector - independent, private rented sector - supported, RSL tenancy (general needs), sheltered housing, supported housing	Mid to long-term accommodation	
Bed & breakfast, detox clinic, hostel, hostel - another organisation, hostel - within the organisation, rehab clinic, temporary accommodation, psychiatric hospital, hospital - NOT long term/acute care	Transfer	
Not known, sleeping rough/returned to streets, taken into custody	Negative	
Died, outside London, staying with family, staying with friends	Other	

Category	Number	%
Bed & breakfast	1	0%
Clearing House/RSI	2	0%
Detox clinic	8	2%
Died	2	0%
Hospital - long term	1	0%
Hostel - another organisation	28	6%
Hostel - within the organisation	11	3%
LA tenancy (general needs)	1	0%
Not known	64	15%
Private rented sector - independent	13	3%
Private rented sector - with some floating support/support	7	2%
Psychiatric hospital	1	0%
Rehab clinic	4	1%
Returned to home country (EEA)	236	54%
Returned to home country (non EEA)	23	5%
RSL tenancy (general needs)	2	0%
Sleeping rough/returned to streets	13	3%
Staying with family	6	1%
Staying with friends	7	2%
Supported housing	5	1%
Taken into custody	5	1%
Total	440	100%

14) Departures - planned or unplanned

Departures by whether or not the departure was planned or unplanned



Base: 442