



CHAIN

Annual Report for City of London

1st April 2011
to
31st March 2012



CHAIN Annual report for City of London 2011/12

Contents

Outreach Work

1) Rough sleeping

People seen by outreach or building based (BBS) teams in the year - rough sleeping or contacted either on the streets or in services

2) Rough sleeping (rolling) (flow, stock and returner)

People seen rough sleeping by outreach or building based (BBS) teams in the year by the flow, stock and returner model

3) Rough sleeping volume (flow, stock and returner)

People seen rough sleeping by number of bedded down contacts during the year, by flow, stock and returner model

4) Nationality of rough sleepers

People seen rough sleeping by outreach or BBS teams during the year by flow, stock and returner model.

5) Accommodation and reconnection events (Outreach)

Outreach accommodation (bookings and referrals) and reconnection events achieved in the year by type of accommodation

Hostels, assessment centres, rolling shelters and second stage accommodation

6) Arrivals

Temporary accommodation arrivals by accommodation project and source of referral.

7) Departures - destination on departure

Departure actions by destination on departure

8) Departures - planned or unplanned

Departures by whether or not the departure was planned or unplanned

Demographics

9) Gender

People contacted by outreach or BBS teams and/or arriving in or departing from accommodation in the year by gender

10) Age

People contacted by outreach or BBS teams and/or arriving in or departing from accommodation in the year by age

11) Ethnicity

People contacted by outreach or BBS teams and/or arriving in or departing from accommodation in the year by ethnicity

Support needs, institutional history and wider street population

12) Support needs

People contacted by outreach or BBS teams and/or arriving in accommodation in the year by support needs

13) Experience of armed forces, care and prison

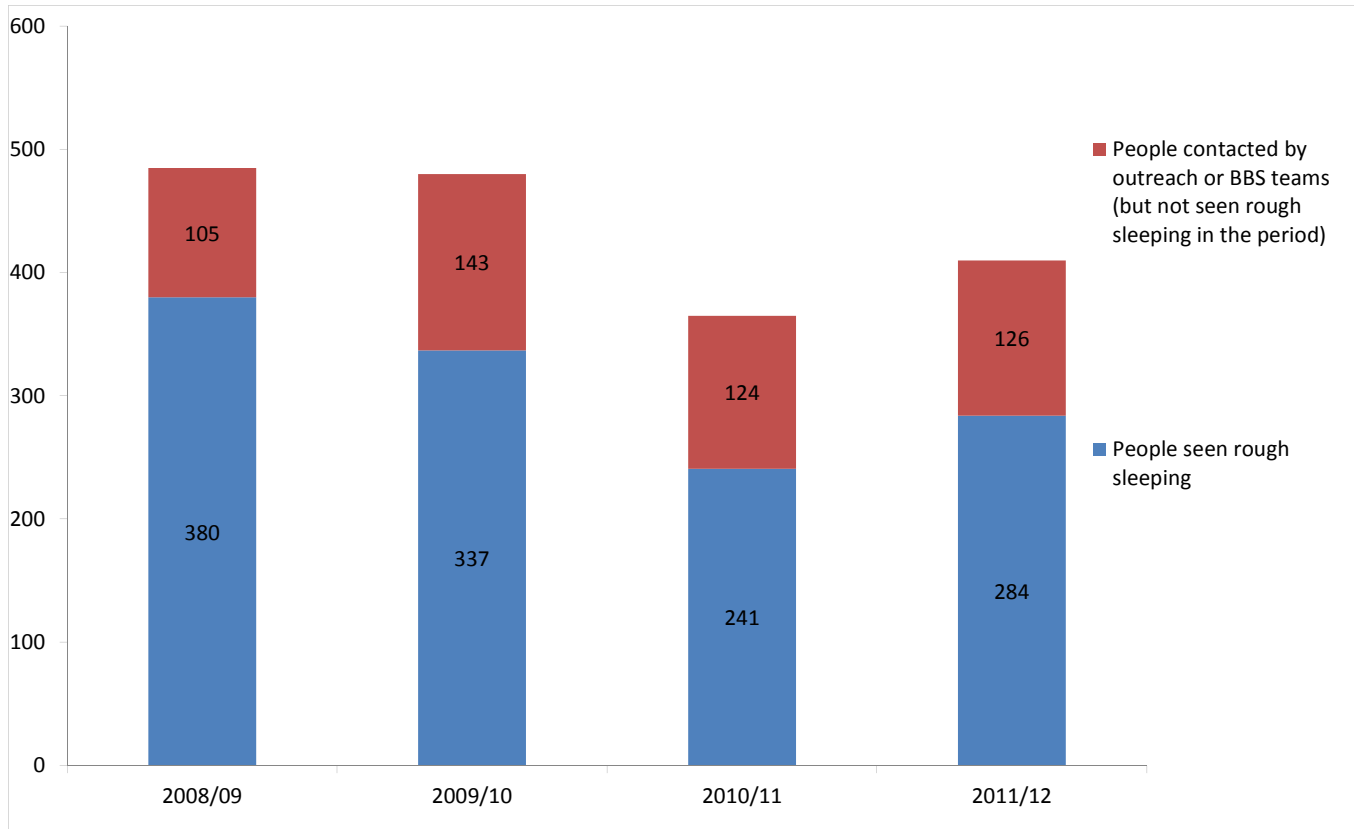
People contacted by outreach or BBS teams and/or arriving in accommodation in the year by experience of the armed forces, care or prison

CHAIN Annual report for City of London

Outreach Work

1) Rough sleeping

People seen by outreach or building based (BBS) teams in the year - rough sleeping or contacted either on the streets or in services



2008/09 base: 485
 2009/10 base: 480
 2010/11 base: 365
 2011/12 base: 410

410 verified rough sleepers were contacted by services in City of London during the year, this is an increase from 365 last year.

Of these 410, 284 had a bedded down street contact in the year and so were known to have slept rough in City of London during the year. The number sleeping rough this year has increased by 18%.

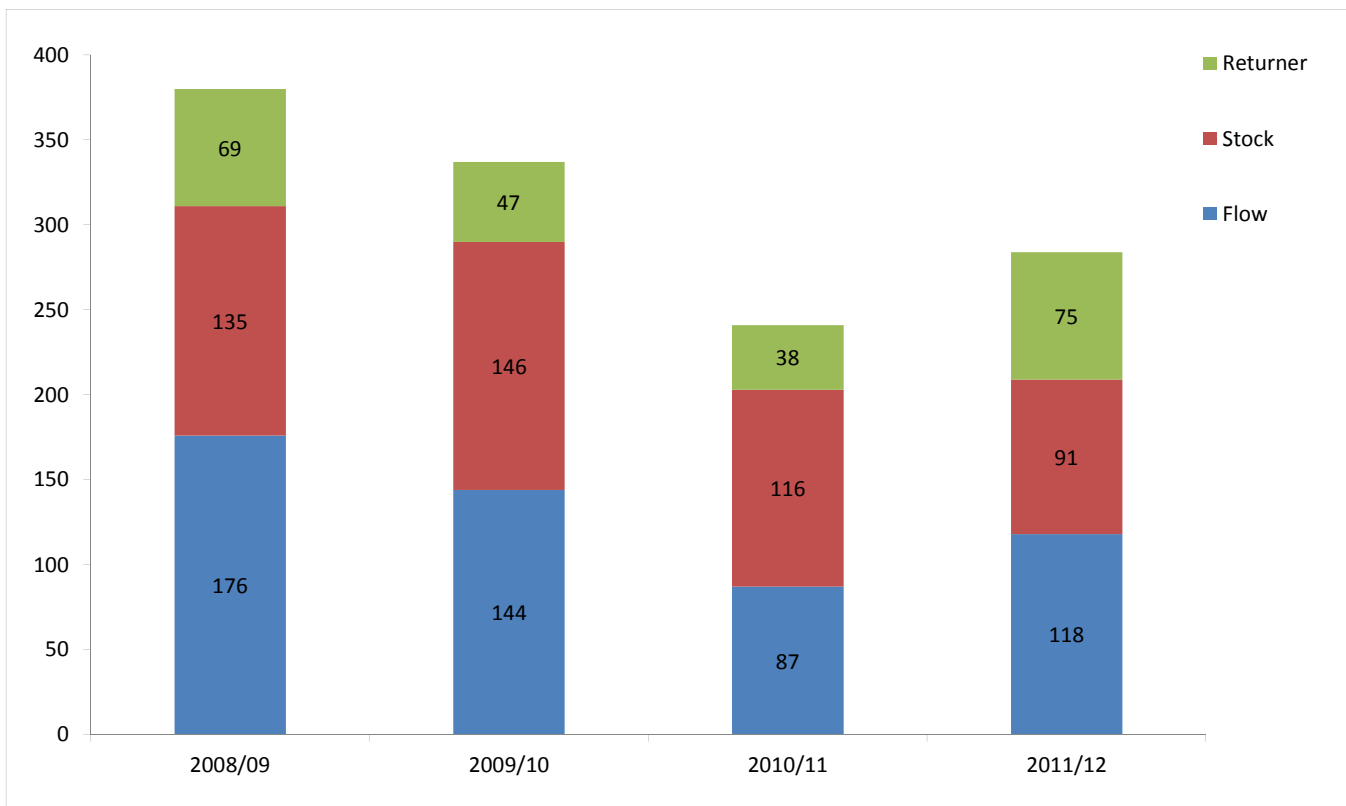
118 people were seen rough sleeping for the first time this year (flow). This compares to 87 in the previous year, an increase of 36%.

2) Rough sleeping (rolling) (flow, stock and returner)

People seen rough sleeping by outreach or building based (BBS) teams in the year by the flow, stock and returner

The flow, stock and returner model categorises people seen sleeping rough according to whether they have also been seen bedded down in previous periods:

Flow	People who have never been seen sleeping rough before
Stock	People who have also been seen bedded down between 1st April 2010 to 31st March 2011
Returner	People who were also seen sleeping rough at least over a year ago, but not between 1st April 2011 and 31st March 2012



2008/09 base:	380
2009/10 base:	337
2010/11 base:	241
2011/12 base:	284

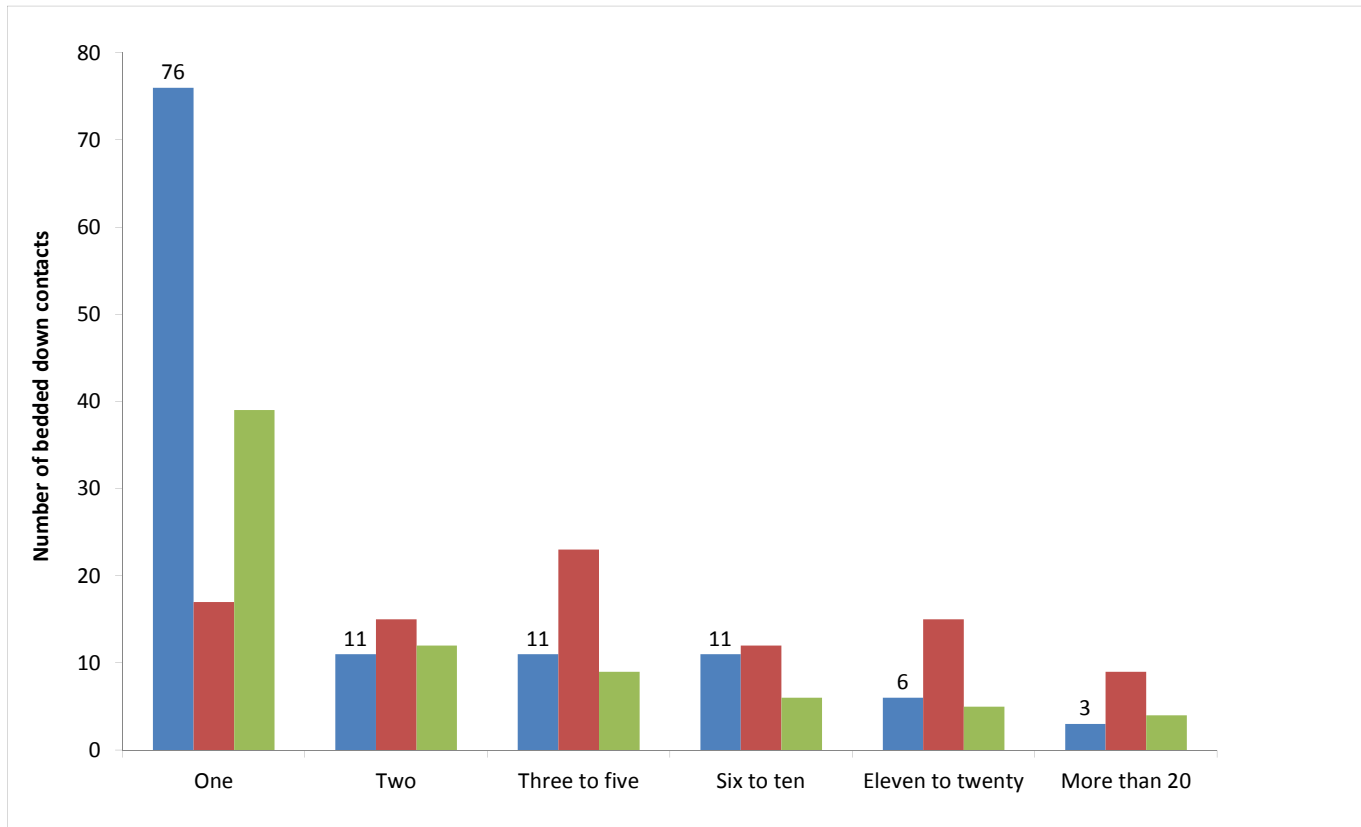
118 people rough sleeping were flow (new to the streets). This means they had not previously been contacted by any outreach or BBS team that reports to CHAIN and were verified as a rough sleeper this year.

91 people rough sleeping were stock. This means they had been contacted by an outreach or BBS team during this year in addition to the year preceding this period.

75 people seen rough sleeping were returners. This means they had been seen sleeping rough by outreach or BBS teams sometime before 1st April 2010, have not slept rough for at least a year, but have been seen sleeping rough prior to this.

3) Rough sleeping volume (flow, stock and returner)

People seen rough sleeping by number of bedded down contacts during the year, by flow, stock and returner



Base (Flow): 118
Base (Stock): 91
Base (Returner): 75

Of the 284 people seen rough sleeping this year, 132 only had a single bedded down street contact.

4) Nationality of rough sleepers

People seen rough sleeping by outreach or BBS teams during the year by flow, stock and returner model.

Nationality	Flow	Stock	Returner	TOTAL	%
UK	42	52	43	137	50%
Ireland (Republic of)	1	0	1	2	1%
Portugal	3	0	0	3	1%
Bulgaria	2	1	1	4	1%
Czech Republic	2	2	1	5	2%
Estonia	1	2	1	4	1%
Hungary	6	1	2	9	3%
Latvia	6	2	3	11	4%
Lithuania	12	1	8	21	8%
Poland	11	4	13	28	10%
Romania	10	2	1	13	5%
Slovenia	1	0	0	1	0%
Slovakia	4	1	2	7	3%
Central and East European (CEE) sub-total	55	16	32	103	37%
other Europe	8	2	7	17	6%
Eritrea	0	0	0	0	0%
Africa	2	0	2	4	1%
America	3	0	0	3	1%
Asia	2	1	4	7	3%
Australasia	0	0	0	0	0%
<i>Missing</i>	<i>0</i>	<i>2</i>	<i>0</i>	<i>2</i>	<i>1%</i>
<i>Not known</i>	<i>2</i>	<i>2</i>	<i>2</i>	<i>6</i>	<i>2%</i>
Total	118	75	91	284	
Total**	116	71	89	276	100%

**This total excludes those people seen rough sleeping where their nationality is not known

5) Accommodation and reconnection events (Outreach)

Outreach accommodation (bookings and referrals) and reconnection events achieved in the year by type of accommodation

Accommodation type	2011/12	%	2010/11	%
Assessment centre	4	2%	1	1%
Bed & breakfast	12	6%	5	3%
Clinic/Detox/Rehab	1	1%	2	1%
Night Centre	0	0%	5	3%
Rolling shelter	54	28%	50	30%
Hostel	48	25%	44	26%
Other temporary	0	0%	0	0%
Second-stage accommodation	1	1%	0	0%
St Mungo's complex needs	0	0%	0	0%
St Mungo's semi-independent	0	0%	0	0%
Clearing House/RSI	8	4%	7	4%
LA tenancy (general needs)	2	1%	0	0%
Private rented sector	0	0%	0	0%
Private rented sector - independent	1	1%	1	1%
Private rented sector - with some floating support/support	0	0%	1	1%
RSL tenancy (general needs)	0	0%	0	0%
Sheltered housing	0	0%	3	2%
Supported housing	1	1%	1	1%
Other long-term accommodation	0	0%	2	1%
Bookings into accommodation total	132	69%	122	73%
Return to home area	47	24%	34	20%
Seeking work	2	1%	2	1%
Move to area for friends/family	4	2%	3	2%
Move to area with appropriate services	11	6%	10	6%
Other	0	0%	6	4%
Reconnections total	60	31%	45	27%
TOTAL	192	100%	167	100%

Outreach and BBS teams across City of London succeeded in reconnecting or booking into accommodation 122 people, 30% of the 410 people contacted during the year.

80 people had a total of 132 booking in events. This indicates that individuals can be booked into accommodation (the same type or different) more than once in the year.

12 people were booked into long-term accommodation.

43 people were booked into hostel accommodation.

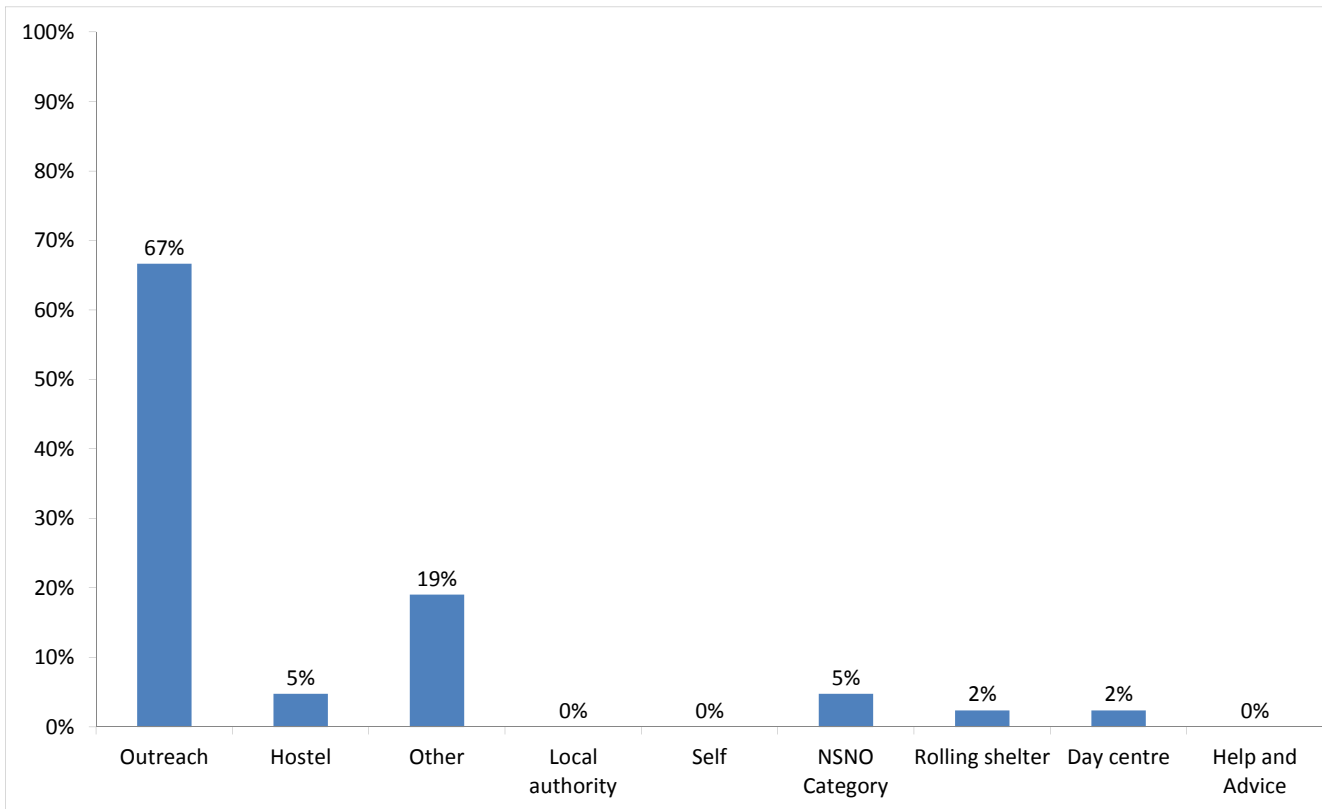
Outreach and BBS teams across City of London achieved a confirmed reconnection with 45 people they contacted this year. This is 11% of the people contacted by outreach or BBS teams this year.

60 confirmed reconnection events were recorded by outreach and BBS teams for verified rough sleepers this year. There were no such actions for the wider street population (people not seen sleeping rough).

Temporary Accommodation: hostels, assessment centres, rolling shelters and second stage

6) Arrivals

Temporary accommodation arrivals by accommodation project and source of referral.



Base: 42

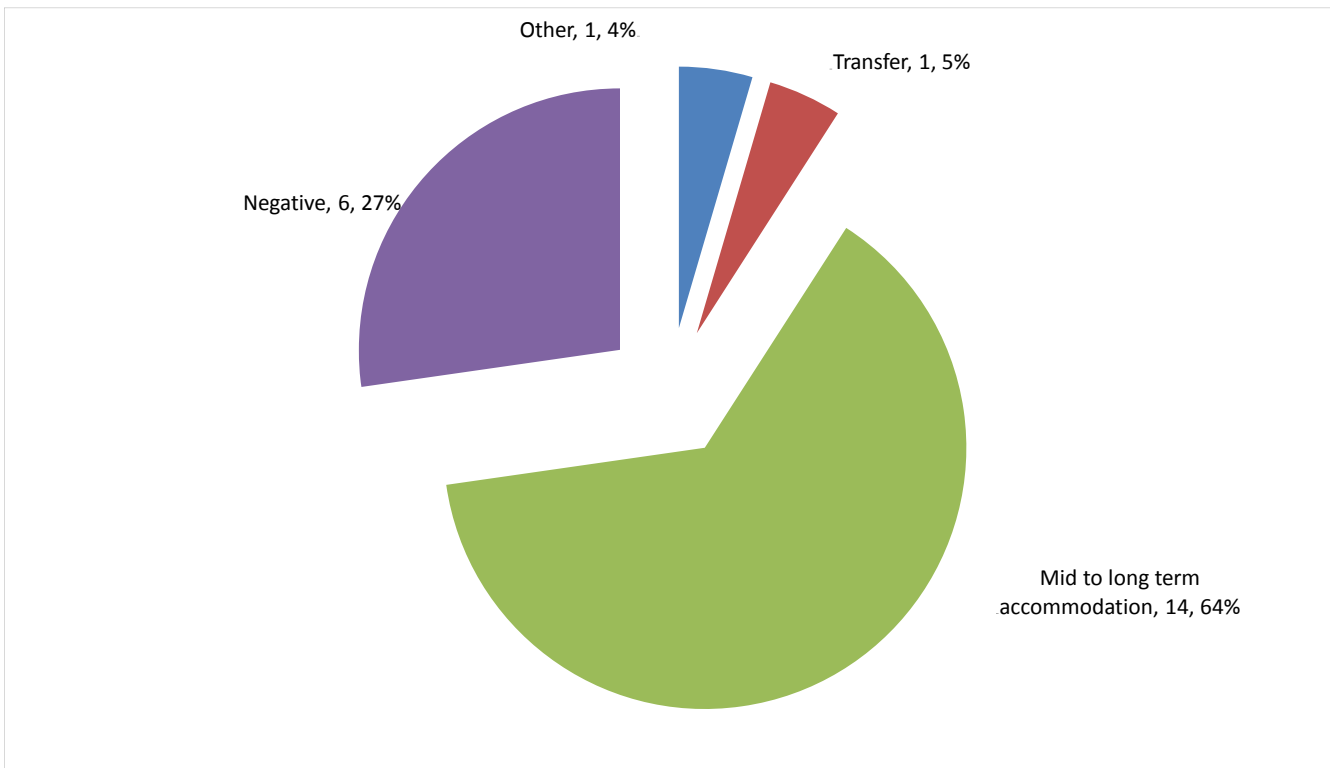
42 people arrived at accommodation in City of London this year. These 42 people had 42 arrival actions.

Breakdown by accommodation:

Source of referral → Accommodation ↓	BBS - Passage	The Passage - Day Centre	BBS - St Mungo's	Westminster Compass	City Rough Sleepers Team	CRI - Camden	Southwark SPOT	K & C SIT	Tower Hamlets SORT	Tower Hamlets HOST	London Street Rescue	Assessment Hub - North	Rolling shelter	Hostel	St Mungo's internal transfer	Total
Providence Row - Middle Street					11											11
Salvation Army - Hope Town					1				2	8	1	2				14
St Mungo's - The Lodge	2	1	1	1	4	2	2	1					1	1	1	17
Total	2	1	1	1	16	2	2	1	2	8	1	2	1	1	1	42

7) Departures - destination on departure

Departure actions by destination on departure



Base: 22

Destination categories on CHAIN	Chart category	Colour
Care home, Clearing House/RSI, Home area, Hospital - long term, LA tenancy (general needs), Long-term accommodation, Previous home, Private rented sector - independent, Private rented sector - supported, RSL tenancy (general needs), Sheltered Housing, Supported Housing	Mid to long term accommodation	
Bed & Breakfast, Detox clinic, Hostel, Hostel - another organisation, Hostel - within the organisation, Rehab clinic, Temporary accommodation, Psychiatric hospital, Hospital - NOT long term/acute care	Transfer	
Not known, Sleeping rough/returned to streets, Taken into custody	Negative	
Died, Outside London, Staying with family, Staying with friends	Other	

Destination on departure from temporary accommodation	Number	%
Clearing House/RSI	2	9%
Hostel - within the organisation	1	5%
LA tenancy (general needs)	7	32%
Not known	4	18%
RSL tenancy (general needs)	1	5%
Sheltered Housing	3	14%
Sleeping rough/Returned to streets	1	5%
Staying with friends	1	5%
Supported Housing	1	5%
Taken into custody	1	5%
Total	22	100%

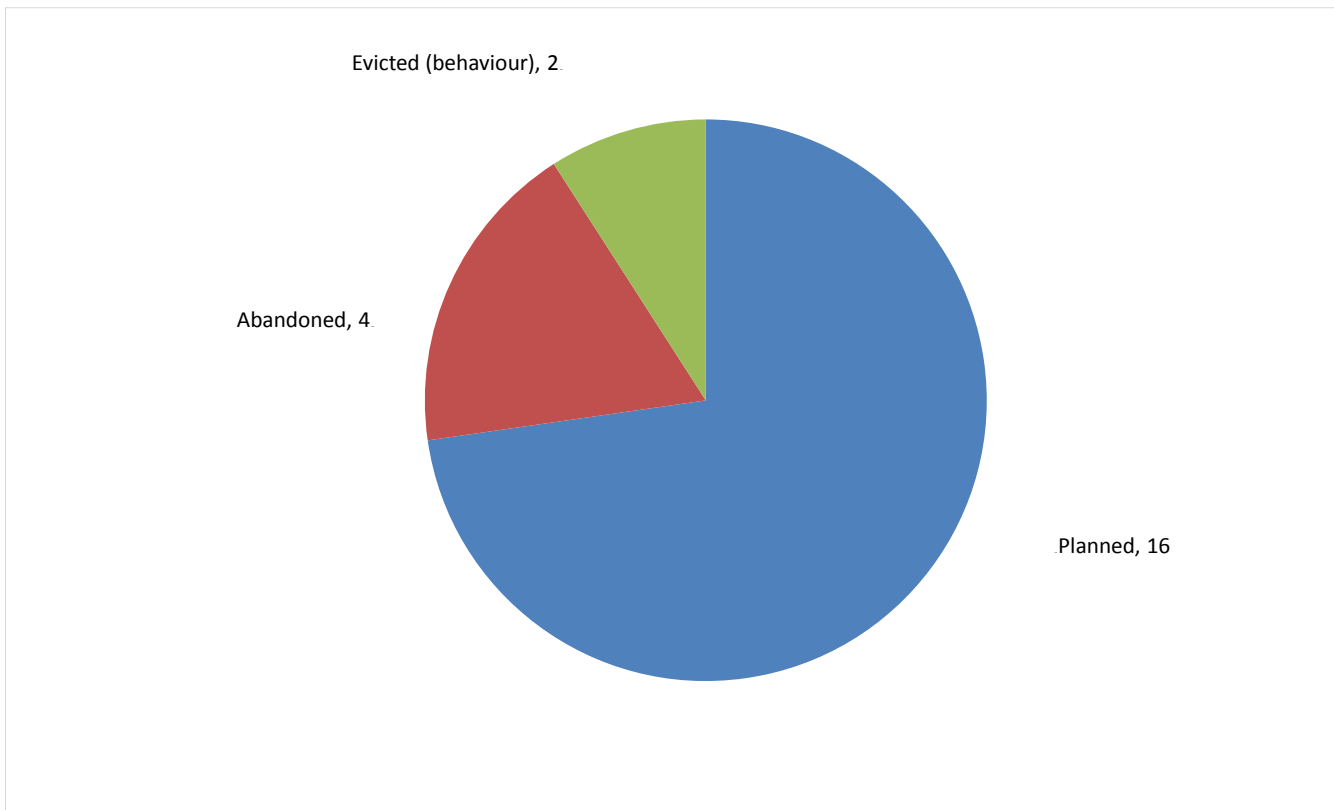
22 people departed from accommodation in City of London this year. These 22 people had 22 departure actions.

Breakdown by accommodation

Destination Accommodation	Clearing House/RSI	Hostel - within the organisation	LA tenancy (general needs)	Not known	RSL tenancy (general needs)	Sheltered Housing	Sleeping rough/Returned	Staying with friends	Supported Housing	Taken into custody	Total
Providence Row - Middle Street			2			2	1			1	6
St Mungo's - The Lodge	2	1	5	4	1	1		1	1		16
Total	2	1	7	4	1	3	1	1	1	1	22

8) Departures - planned or unplanned

Departures by whether or not the departure was planned or unplanned



Base: 22

22 people departed from accommodation in City of London this year. These 22 people had 22 departure actions.

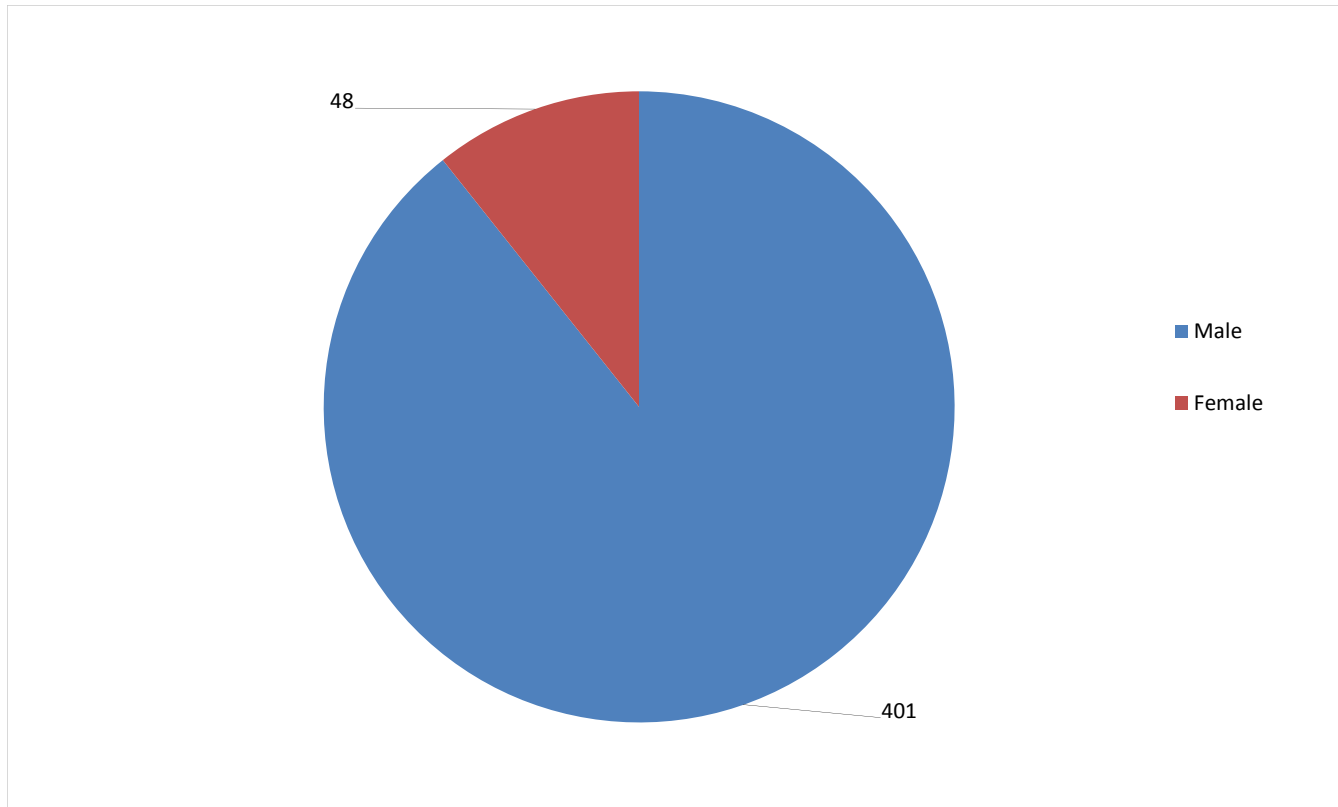
Breakdown by accommodation

Planned/ Unplanned →	Planned	Abandoned	Evicted (behaviour)	Total
Providence Row - Middle Street	4	1	1	6
St Mungo's - The Lodge	12	3	1	16
Total	16	4	2	22

Demographics

9) Gender

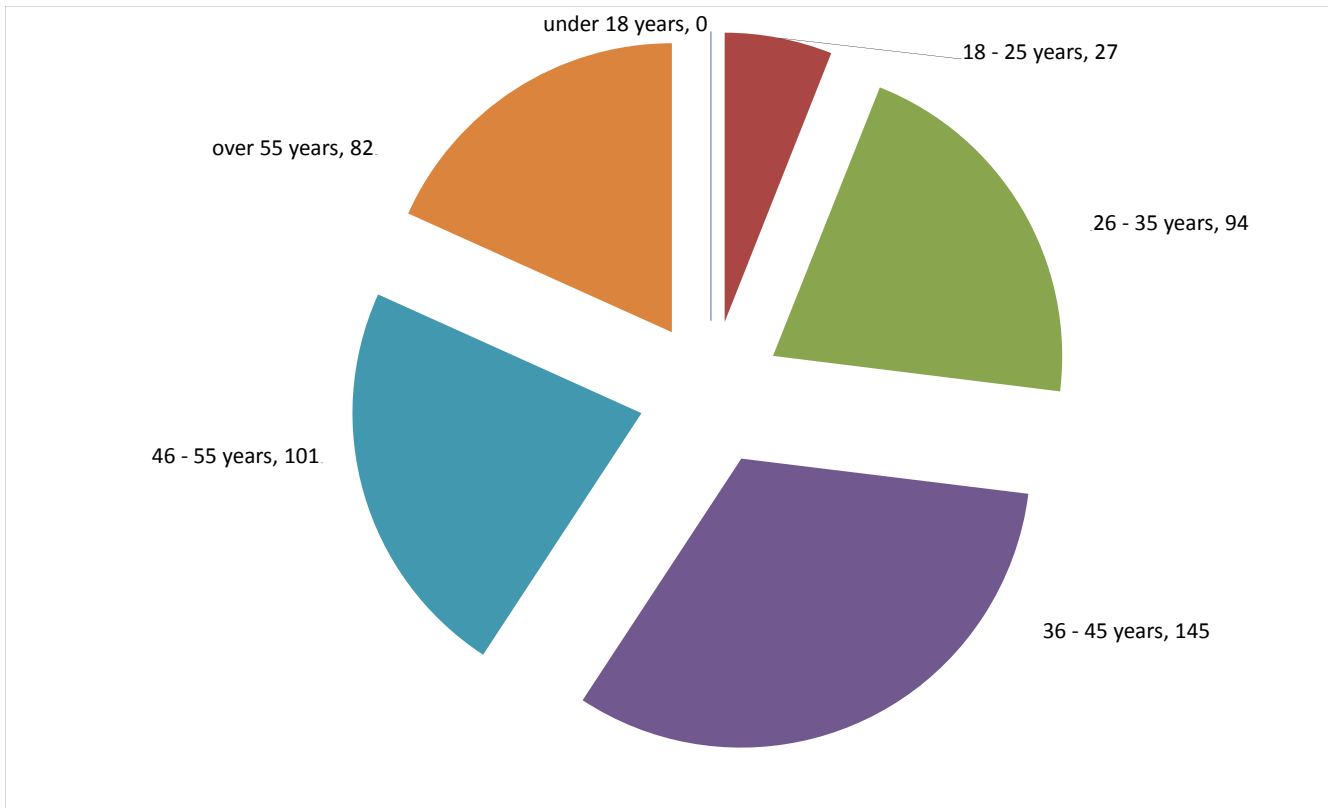
People contacted by outreach or BBS teams and/or arriving in or departing from accommodation in the year by gender



Base: 449

10) Age

People contacted by outreach or BBS teams and/or arriving in or departing from accommodation in the year by age



Base: 449

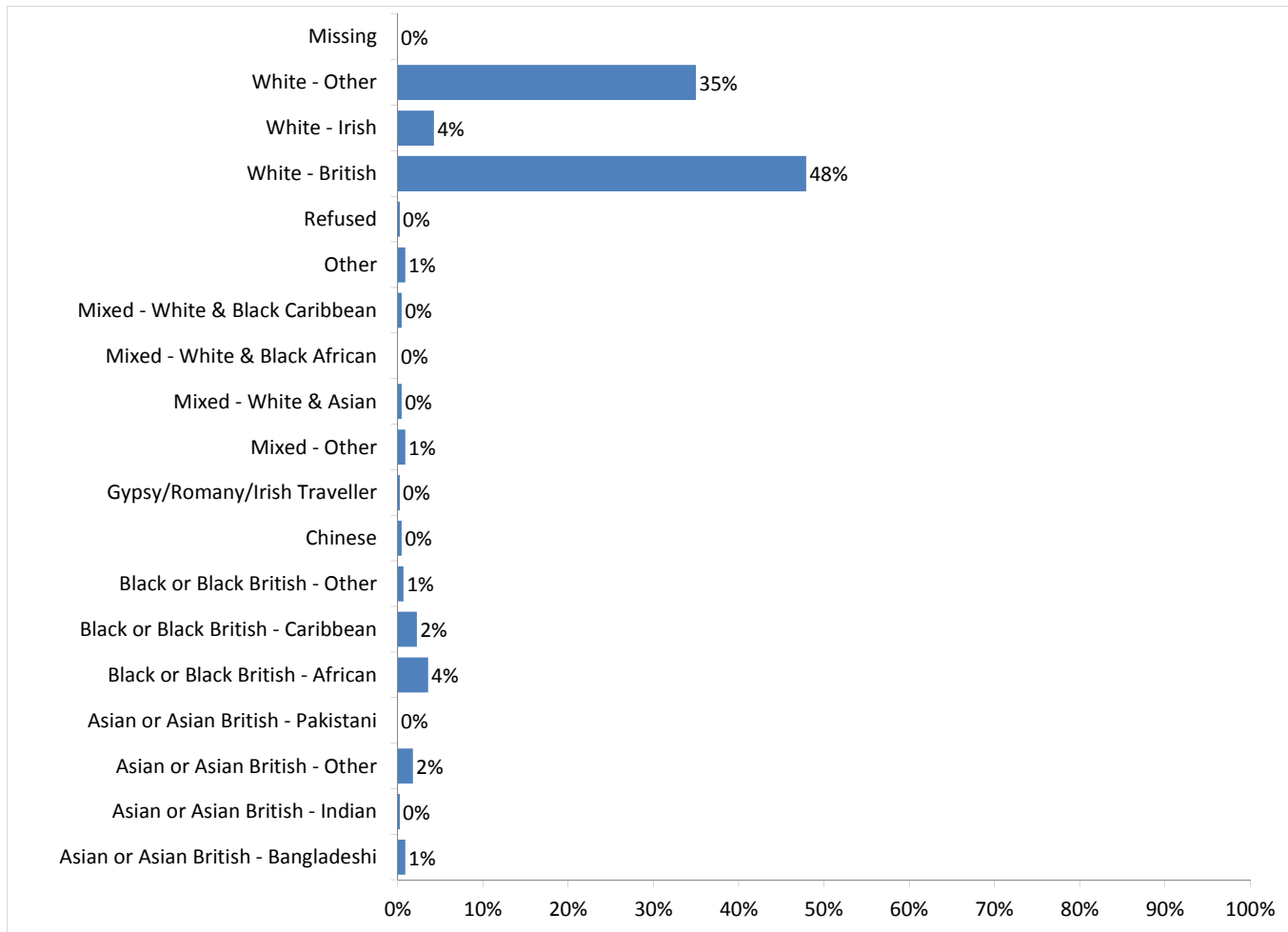
53% of people contacted in City of London this year were aged 26-45. This is consistent with the previous three years.

6% of people contacted were aged 25 years or under, 0 of which were aged under 18 years. This is consistent with previous years.

18% were aged over 55 years, which is also consistent with the previous three years.

11) Ethnicity

People contacted by outreach or BBS teams and/or arriving in or departing from accommodation in the year by ethnicity



Base: 449

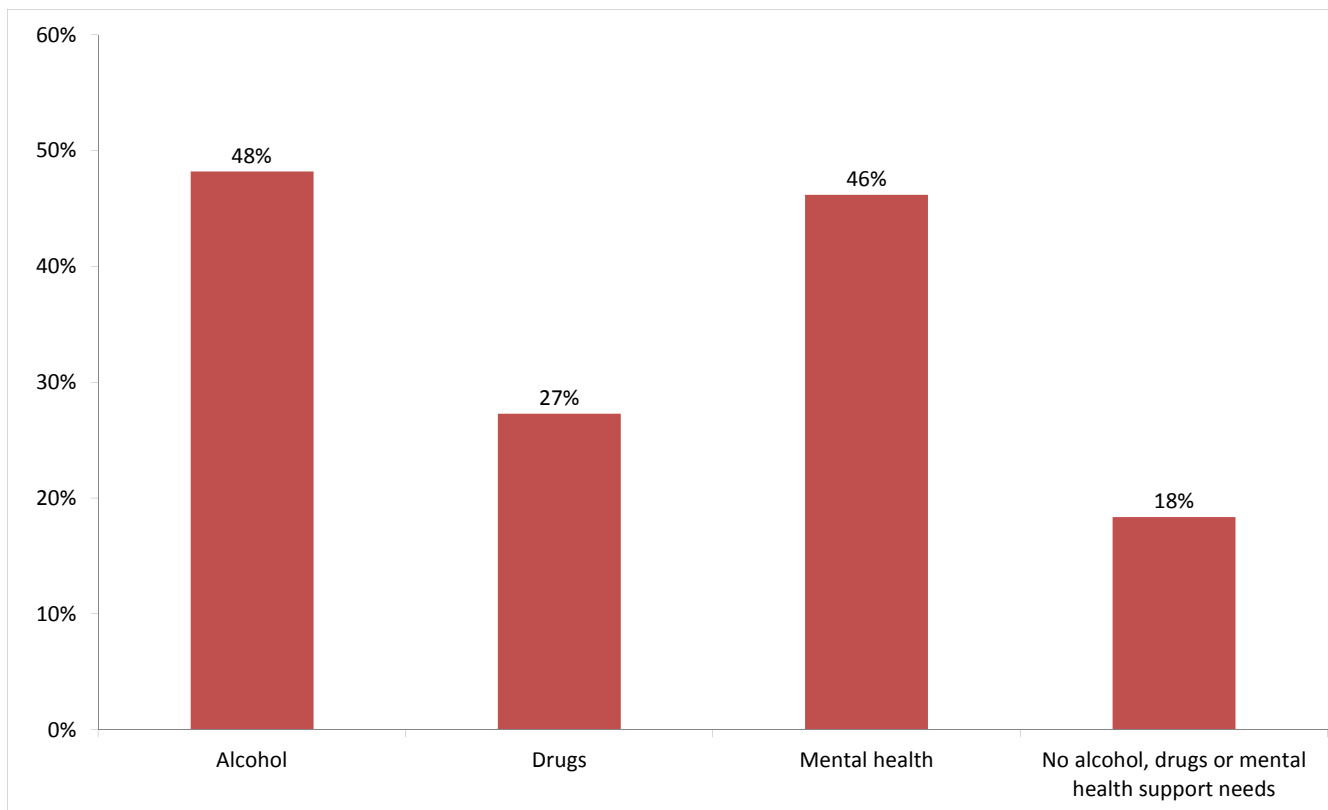
The majority of people contacted in City of London in 2011/12 were white (87%), most of whom were white British.

6% of people contacted were black and 3% were Asian. The ethnic origin of those contacted in City of London is consistent with the previous three years.

Client Support Needs/Institutional History

12) Support needs

People contacted by outreach or BBS teams and/or arriving in accommodation in the year by support needs



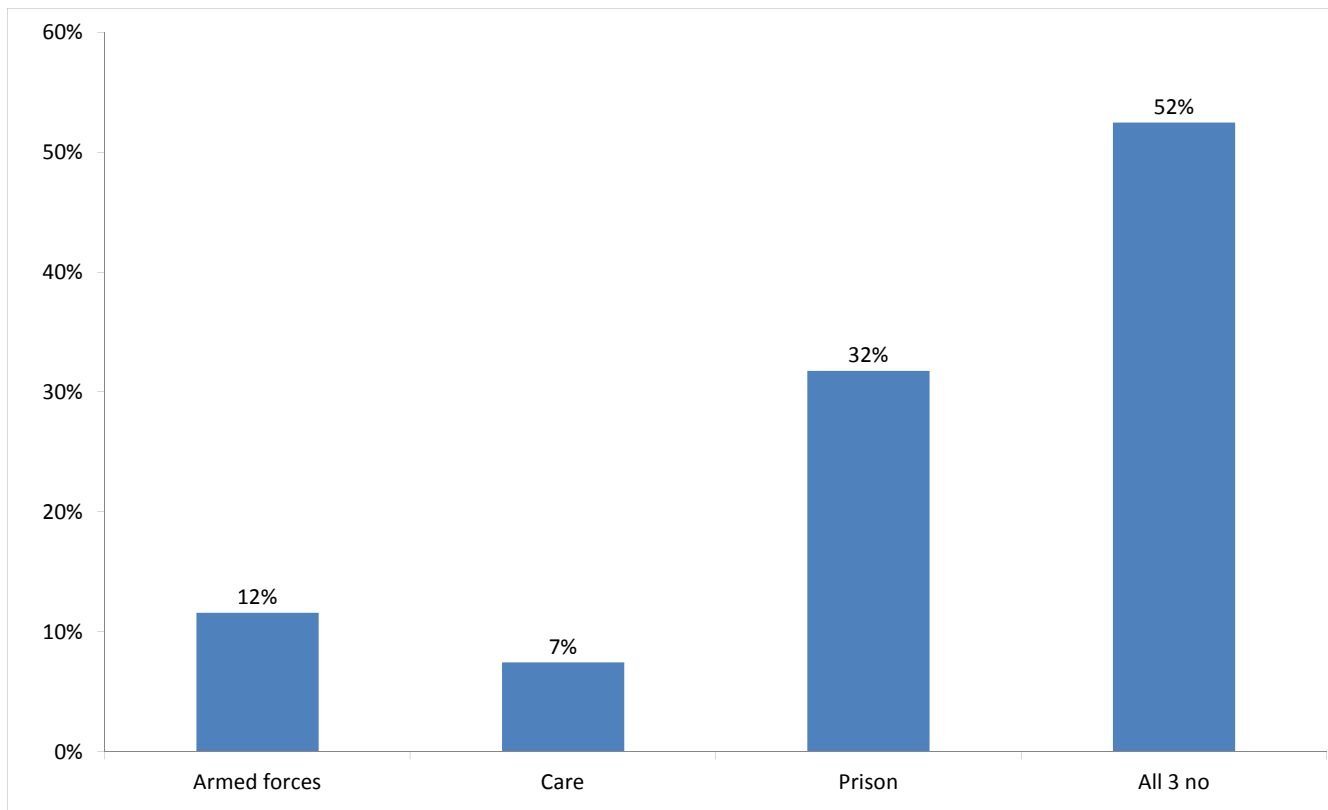
Base: 392 Note that the base figure for this graph excludes clients where all 3 support needs are not known or not recorded (54).

Support Needs	No. of people	%
Alcohol only	72	16%
Drugs only	25	6%
Mental health only	79	18%
Alcohol and drugs	32	7%
Alcohol and mental health	52	12%
Drugs and mental health	17	4%
Alcohol, drugs and mental health	33	7%
All 3 no	72	16%
All 3 not known or not assessed	54	12%
All 3 no, not known or not assessed	10	2%
Total	446	100%

The proportion of people contacted in City of London with an alcohol, drugs or mental health support need is consistent with the previous two periods.

13) Experience of armed forces, care and prison

People contacted by outreach or BBS teams and/or arriving in accommodation in the year by experience of the armed forces, care or prison



Base: 362 Note that the base figure for this graph excludes clients where all 3 institutional histories are not known.

42 people contacted in City of London this year have previously been in the armed forces (26 last year).

Nationality	Number of rough sleepers	% of people seen rough sleeping
UK	8	3%
Non-UK	24	8%
Total	32	11%

27 people contacted in City of London this year have previously been in care (22 last year).

115 people contacted in City of London this year have previously been in prison (67 last year).

It is possible for someone contacted to have previous experience of more than one institution and so be included in more than one of the above figures. 14 people contacted in the year have been in care and prison.