



CHAIN Annual Report for Ealing

1st April 2011
to
31st March 2012



CHAIN Annual report for Ealing 2011/12

Contents

Outreach Work

1) Rough sleeping

People seen by outreach or building based (BBS) teams in the year - rough sleeping or contacted either on the streets or in services

2) Rough sleeping (rolling) (flow, stock and returner)

People seen rough sleeping by outreach or building based (BBS) teams in the year by the flow, stock and returner model

3) Rough sleeping volume (flow, stock and returner)

People seen rough sleeping by number of bedded down contacts during the year, by flow, stock and returner model

4) Nationality of rough sleepers

People seen rough sleeping by outreach or BBS teams during the year by flow, stock and returner model.

5) Accommodation and reconnection events (Outreach)

Outreach accommodation (bookings and referrals) and reconnection events achieved in the year by type of accommodation

Hostels, assessment centres, rolling shelters and second stage accommodation

6) Arrivals

Temporary accommodation arrivals by accommodation project and source of referral.

7) Departures - destination on departure

Departure actions by destination on departure

8) Departures - planned or unplanned

Departures by whether or not the departure was planned or unplanned

Demographics

9) Gender

People contacted by outreach or BBS teams and/or arriving in or departing from accommodation in the year by gender

10) Age

People contacted by outreach or BBS teams and/or arriving in or departing from accommodation in the year by age

11) Ethnicity

People contacted by outreach or BBS teams and/or arriving in or departing from accommodation in the year by ethnicity

Support needs, institutional history and wider street population

12) Support needs

People contacted by outreach or BBS teams and/or arriving in accommodation in the year by support needs

13) Experience of armed forces, care and prison

People contacted by outreach or BBS teams and/or arriving in accommodation in the year by experience of the armed forces, care or prison

Appendices

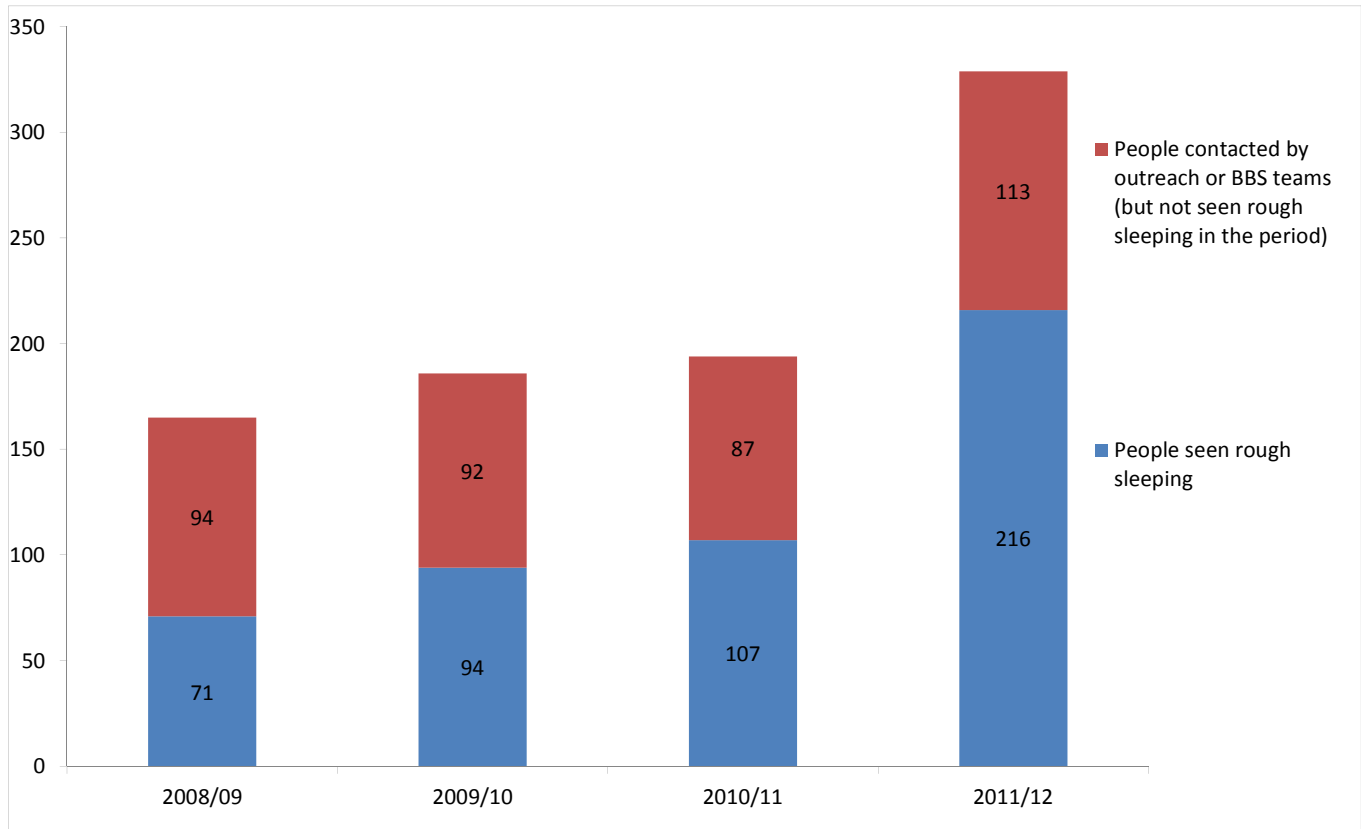
Arrivals and Departures broken down by project

CHAIN Annual report for Ealing

Outreach Work

1) Rough sleeping

People seen by outreach or building based (BBS) teams in the year - rough sleeping or contacted either on the streets or in services



2008/09 base: 165
2009/10 base: 186
2010/11 base: 194
2011/12 base: 329

329 verified rough sleepers were contacted by services in Ealing during the year.

Of these 329, 216 had a bedded down street contact in the year and so were known to have slept rough in Ealing during the year.

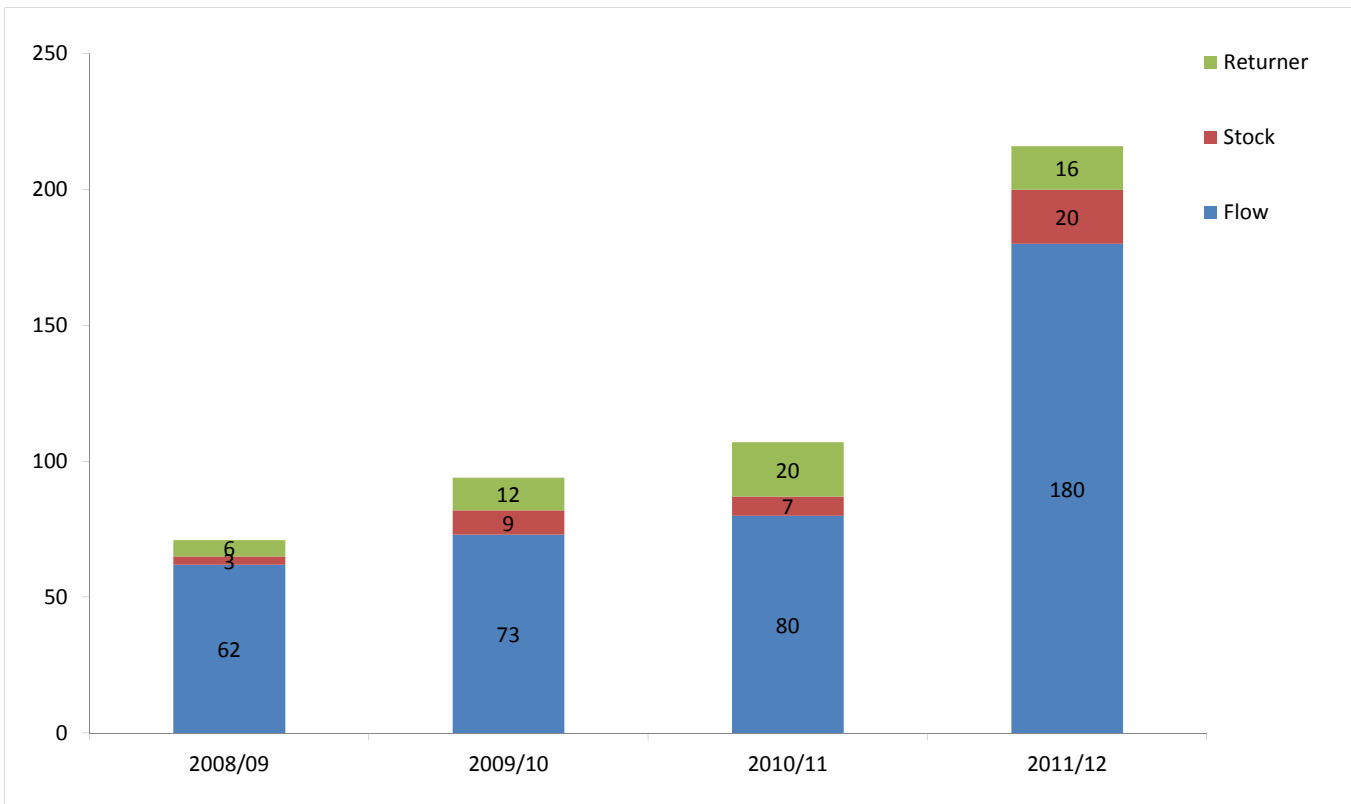
180 people were seen rough sleeping for the first time this year (flow).

2) Rough sleeping (rolling) (flow, stock and returner)

People seen rough sleeping by outreach or building based (BBS) teams in the year by the flow, stock and returner

The flow, stock and returner model categorises people seen sleeping rough according to whether they have also been seen bedded down in previous periods:

Flow People who have never been seen sleeping rough before
Stock People who have also been seen bedded down between 1st April 2010 to 31st March 2011
Returner People who were also seen sleeping rough at least over a year ago, but not between 1st April 2011 and 31st March 2012



2008/09 base: 71
 2009/10 base: 94
 2010/11 base: 107
 2011/12 base: 216

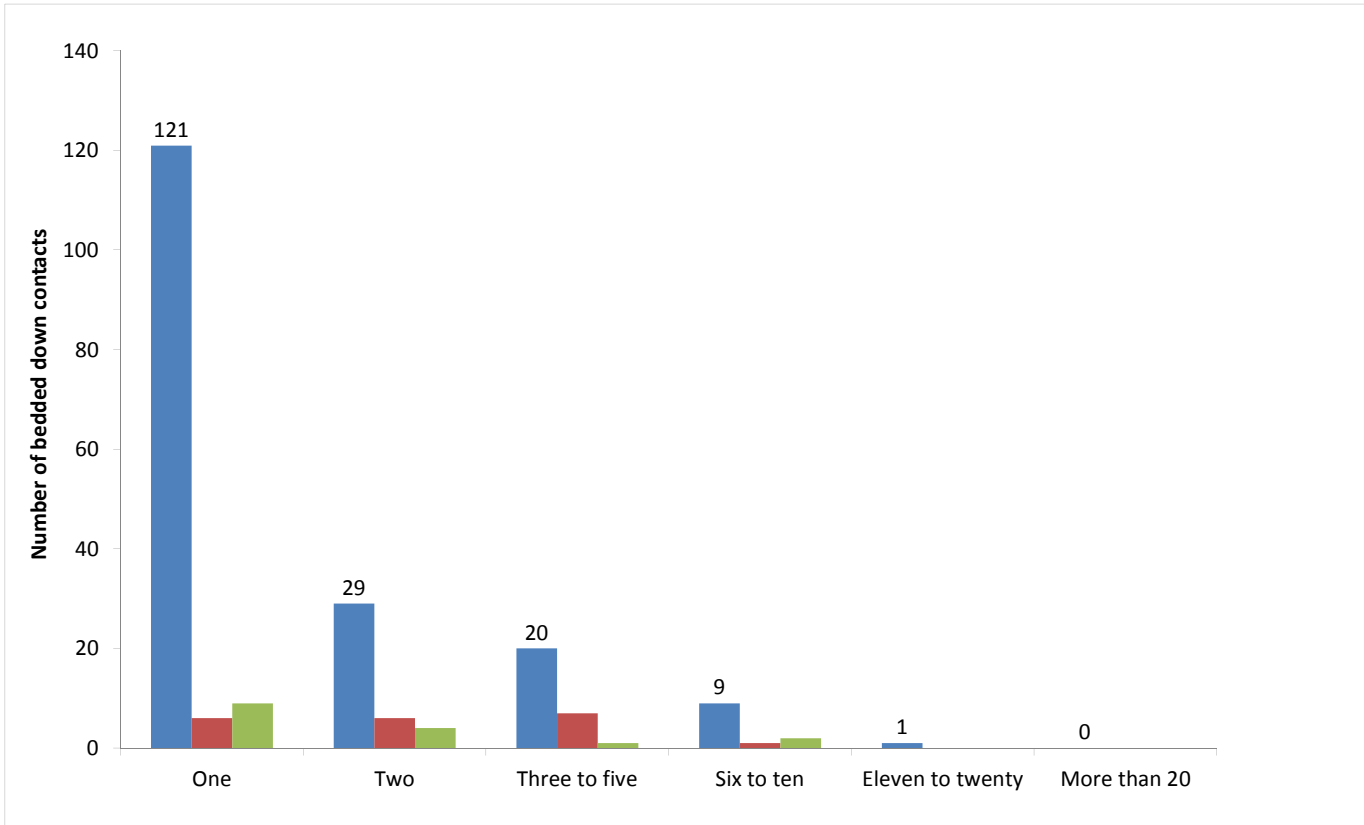
180 people rough sleeping were flow (new to the streets). This means they had not previously been contacted by any outreach or BBS team that reports to CHAIN and were verified as a rough sleeper this year.

20 people rough sleeping were stock. This means they had been contacted by an outreach or BBS team during this year in addition to the year preceding this period.

16 people seen rough sleeping were returners. This means they had been seen sleeping rough by outreach or BBS teams sometime before 1st April 2010, have not slept rough for at least a year, but have been seen sleeping rough this year.

3) Rough sleeping volume (flow, stock and returner)

People seen rough sleeping by number of bedded down contacts during the year, by flow, stock and returner model



Base (Flow): 180
Base (Stock): 20
Base (Returner): 16

Of the 216 people seen rough sleeping this year, 136 only had a single bedded down street contact.

4) Nationality of rough sleepers

People seen rough sleeping by outreach or BBS teams during the year by flow, stock and returner model.

Nationality	Flow	Stock	Returner	TOTAL	%
UK	37	7	10	54	25%
Ireland (Republic of)	4	2	1	7	3%
Portugal	2			2	1%
Bulgaria					0%
Czech Republic	2			2	1%
Estonia					0%
Hungary					0%
Latvia	1			1	0%
Lithuania	2			2	1%
Poland	67	5	2	74	34%
Romania	1	1		2	1%
Slovenia					0%
Slovakia	1		1		0%
Central and East European (CEE) sub-total	74	6	2	82	38%
other Europe	2			2	1%
Eritrea	2			2	1%
Africa	6			6	3%
America	1			1	0%
Asia	52	5	3	60	28%
Australasia					0%
Missing					0%
Not known					0%
Total	180	20	16	216	100%
Total**					

**This total excludes those people seen rough sleeping where their nationality is not known

5) Accommodation and reconnection events (Outreach)

Outreach accommodation (bookings and referrals) and reconnection events achieved in the year by type of accommodation

Accommodation type	2011-12	%	2010-11	%
Assessment centre	10	5%	2	1%
Bed & breakfast	9	4%	2	1%
Clinic/Detox/Rehab	14	7%	22	15%
Night Centre	0	0%	16	11%
Rolling shelter	32	15%	30	21%
Hostel	51	24%	51	35%
Other temporary	0	0%	0	0%
Second-stage accommodation	14	7%	5	3%
St Mungo's complex needs	0	0%	0	0%
St Mungo's semi-independent	0	0%	0	0%
Clearing House/RSI	3	1%	4	3%
LA tenancy (general needs)	9	4%	4	3%
Private rented sector	0	0%	0	0%
Private rented sector - independent	50	23%	2	1%
Private rented sector - with some floating support/support	1	0%	1	1%
RSL tenancy (general needs)	1	0%	0	0%
Sheltered housing	1	0%	1	1%
Supported housing	0	0%	0	0%
Other long-term accommodation	0	0%	2	1%
Bookings into accommodation total	195	92%	142	98%
Return to home area	16	8%	1	1%
Seeking work	3	1%	0	0%
Move to area for friends/family	4	2%	2	1%
Move to area with appropriate services	7	3%	1	1%
Other	0	0%	0	0%
Reconnections total	18	8%	3	2%
TOTAL	213	100%	145	100%

Outreach and BBS teams across Ealing succeeded in reconnecting or booking into accommodation 138 people, 42% of the 329 people contacted during the year.

130 people had a total of 195 booking in events. This indicates that individuals can be booked into accommodation (the same type or different) more than once in the year.

55 people were booked into long-term accommodation.

46 people were booked into hostel accommodation.

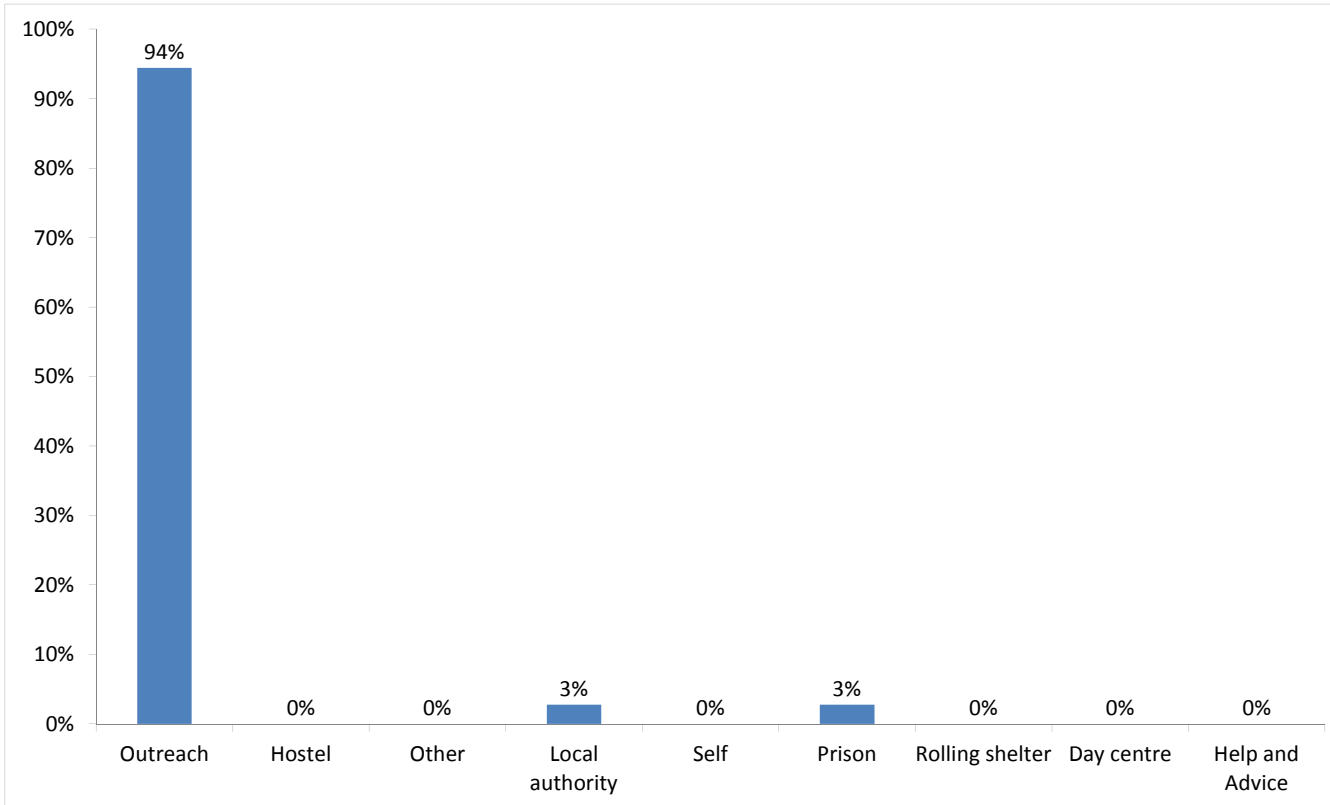
Outreach and BBS teams across Ealing achieved a confirmed reconnection with 18 people they contacted this year. This is 5% of the people contacted by outreach or BBS teams this year.

18 confirmed reconnection events were recorded by outreach and BBS teams for verified rough sleepers this year. There were no such actions for the wider street population (people not seen sleeping rough).

Temporary Accommodation: hostels, assessment centres, rolling shelters and second stage

6) Arrivals

Temporary accommodation arrivals by accommodation project and source of referral.

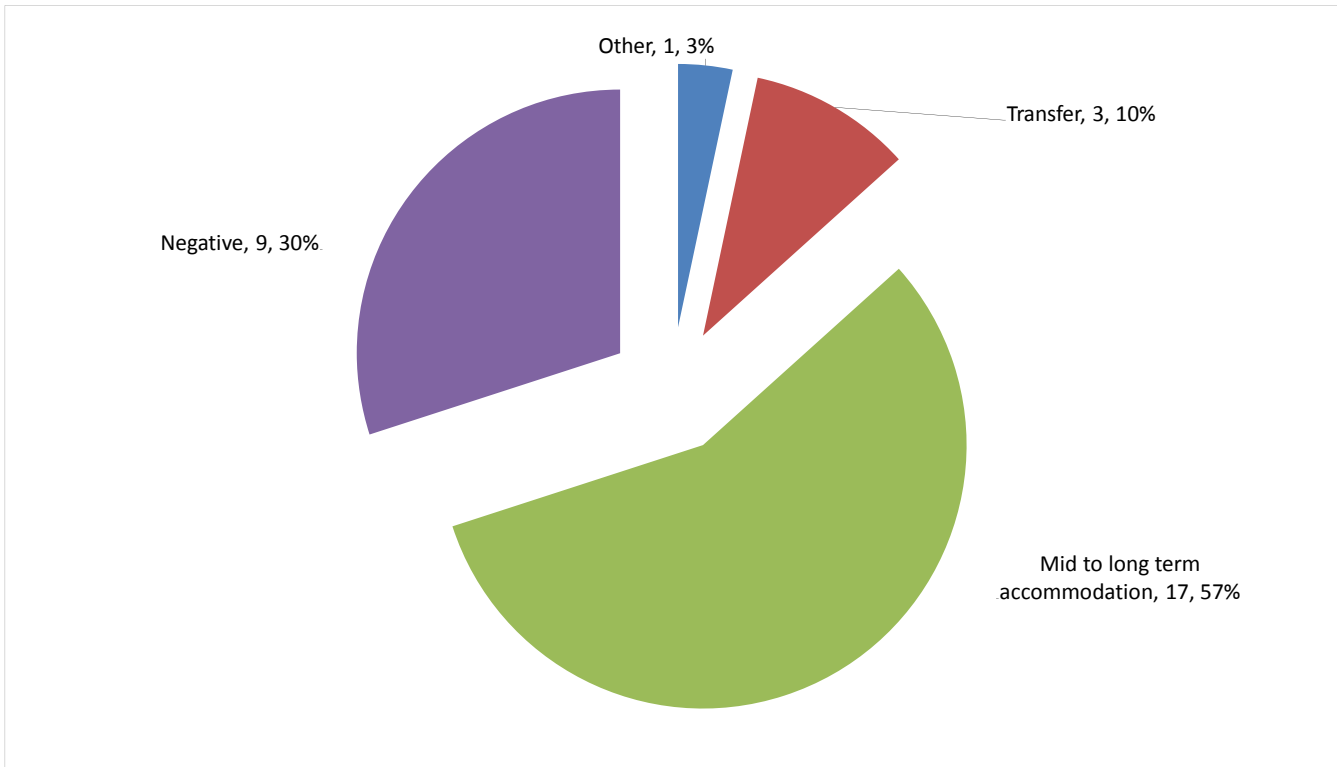


Base: 36

36 people arrived at accommodation in Ealing this year. These 36 people had arrival actions.

7) Departures - destination on departure

Departure actions by destination on departure



Base: 30

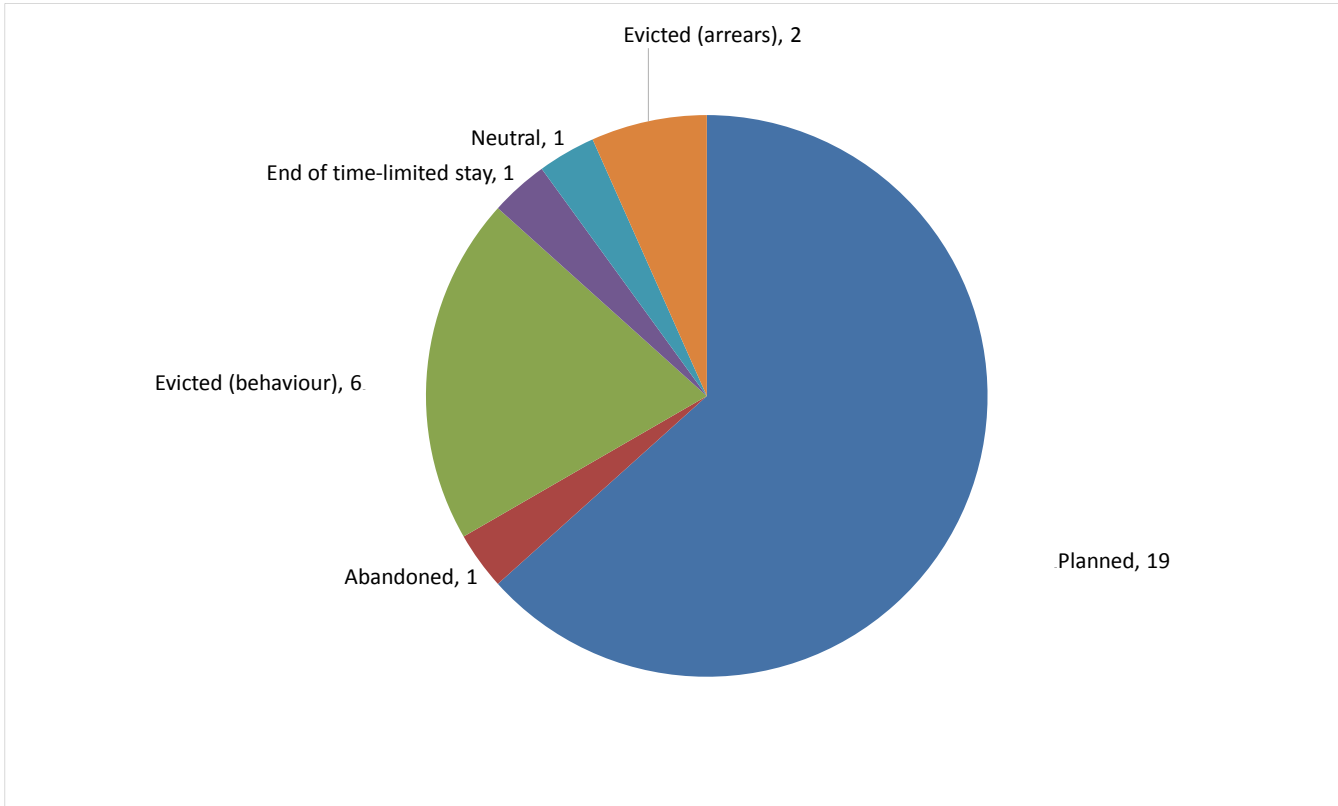
Destination categories on CHAIN	Chart category	Colour
Care home, Clearing House/RSI, Home area, Hospital - long term, LA tenancy (general needs), Long-term accommodation, Previous home, Private rented sector - independent, Private rented sector - supported, RSL tenancy (general needs), Sheltered Housing, Supported Housing	Mid to long term accommodation	Green
Bed & Breakfast, Detox clinic, Hostel, Hostel - another organisation, Hostel - within the organisation, Rehab clinic, Temporary accommodation, Psychiatric hospital, Hospital - NOT long term/acute care	Transfer	Red
Not known, Sleeping rough/returned to streets, Taken into custody	Negative	Purple
Died, Outside London, Staying with family, Staying with friends	Other	Blue

Destination on departure from temporary accommodation	Number	%
Bed & Breakfast	1	3%
Care home	1	3%
Clearing House/RSI	2	7%
Died	1	3%
Hospital - long term	1	3%
LA tenancy (general needs)	1	3%
Not known	7	23%
Previous home (describe type of accomm in notes)	1	3%
Private rented sector - independent	1	3%
Private rented sector - with some floating support/support	5	17%
Rehab clinic	2	7%
RSL tenancy (general needs)	4	13%
Sheltered Housing	1	3%
Sleeping rough/Returned to streets	1	3%
Taken into custody	1	3%
Total	30	100%

30 people departed from accommodation in Ealing this year. These 30 people had 30 departure actions.

8) Departures - planned or unplanned

Departures by whether or not the departure was planned or unplanned

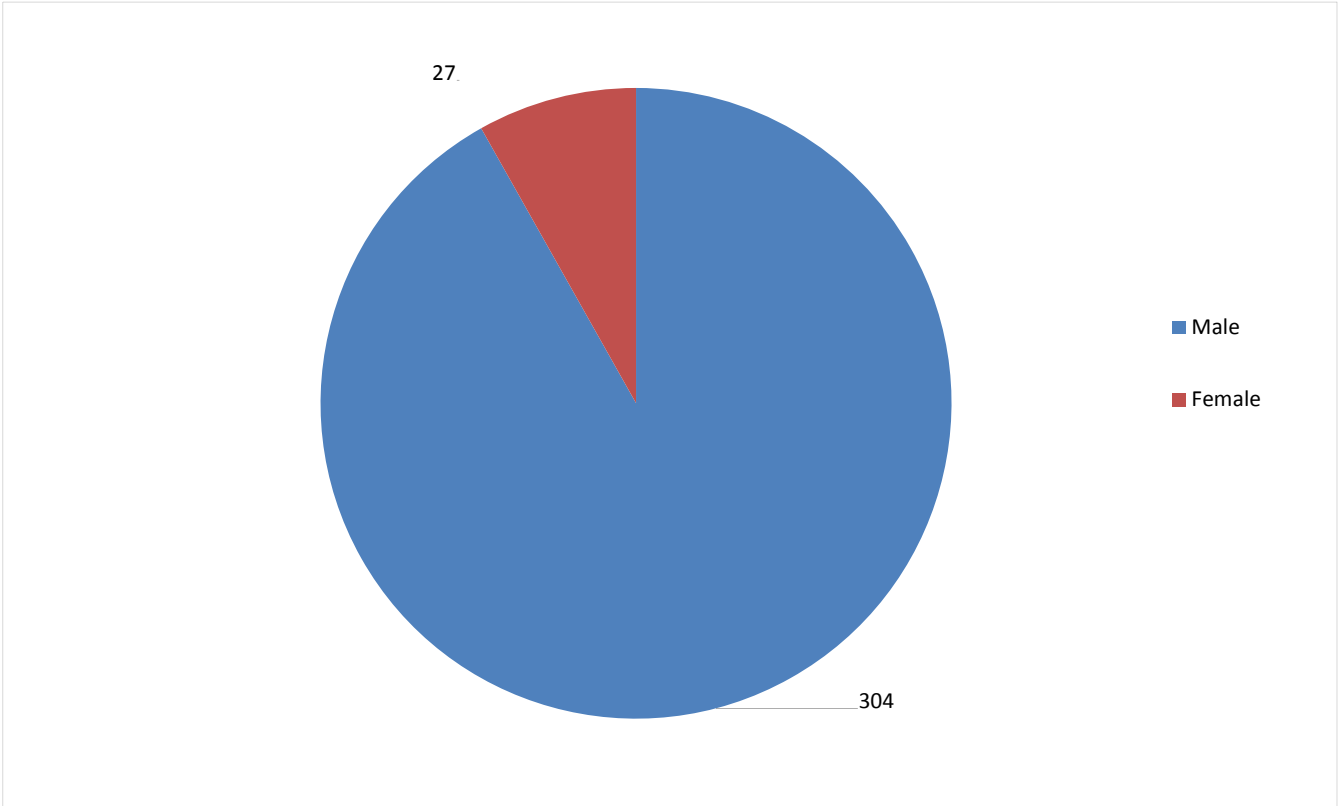


Base: 30

Demographics

9) Gender

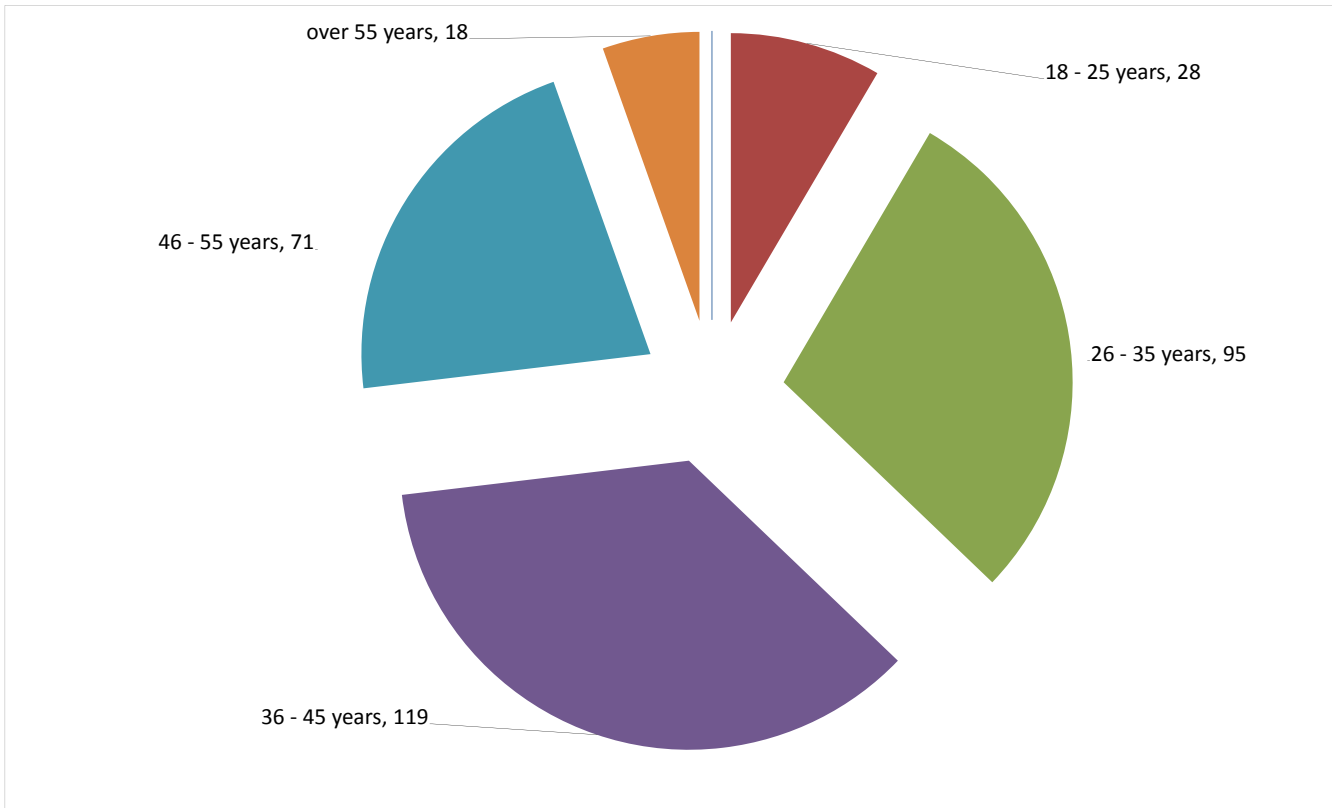
People contacted by outreach or BBS teams and/or arriving in or departing from accommodation in the year by gender



Base: 331

10) Age

People contacted by outreach or BBS teams and/or arriving in or departing from accommodation in the year by age



Base: 331

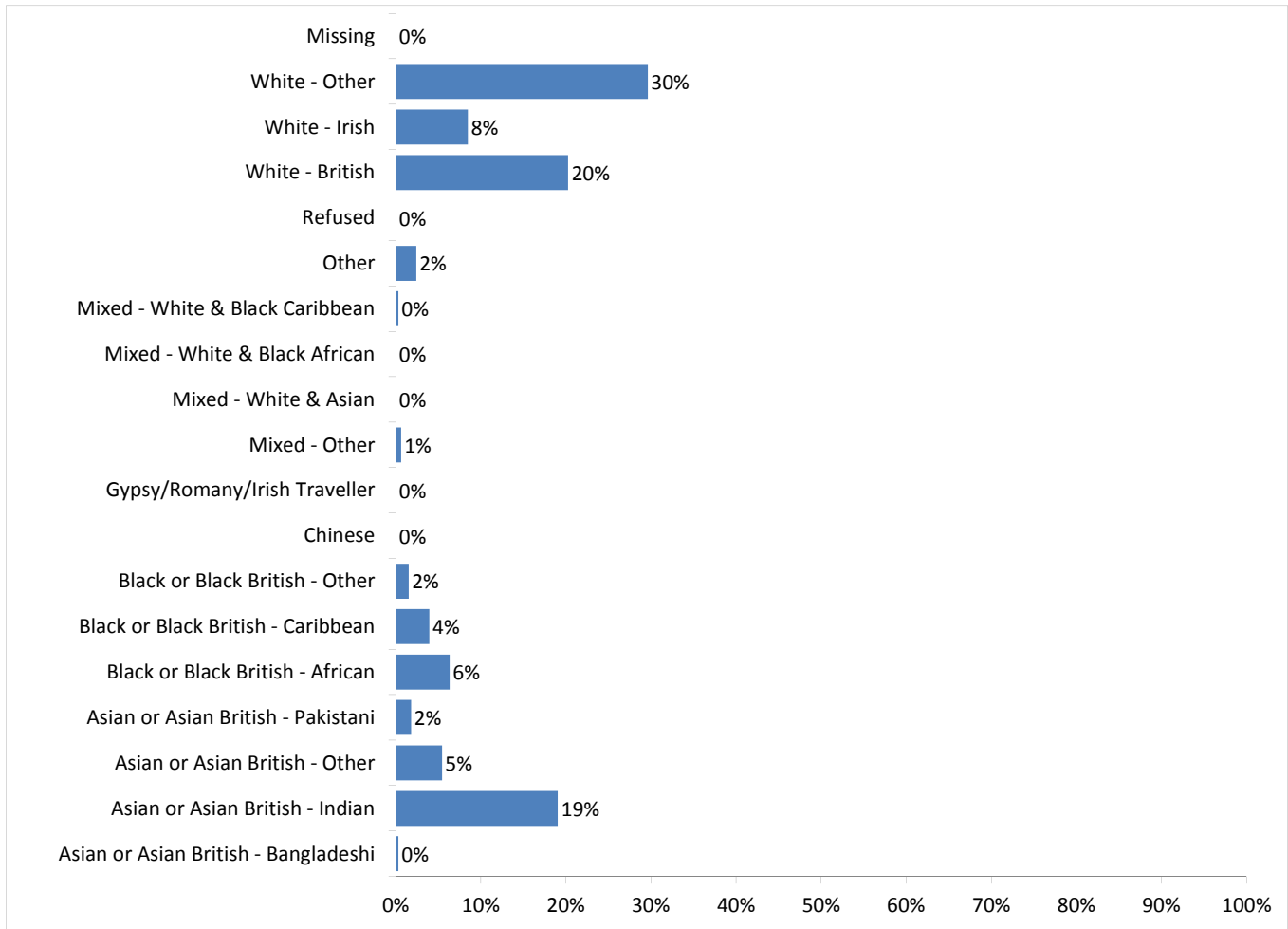
65% of people contacted in Ealing this year were aged 26-45.

8% of people contacted were aged 25 years or under, none of which were aged under 18 years.

5% were aged over 55 years.

11) Ethnicity

People contacted by outreach or BBS teams and/or arriving in or departing from accommodation in the year by ethnicity



Base: 331

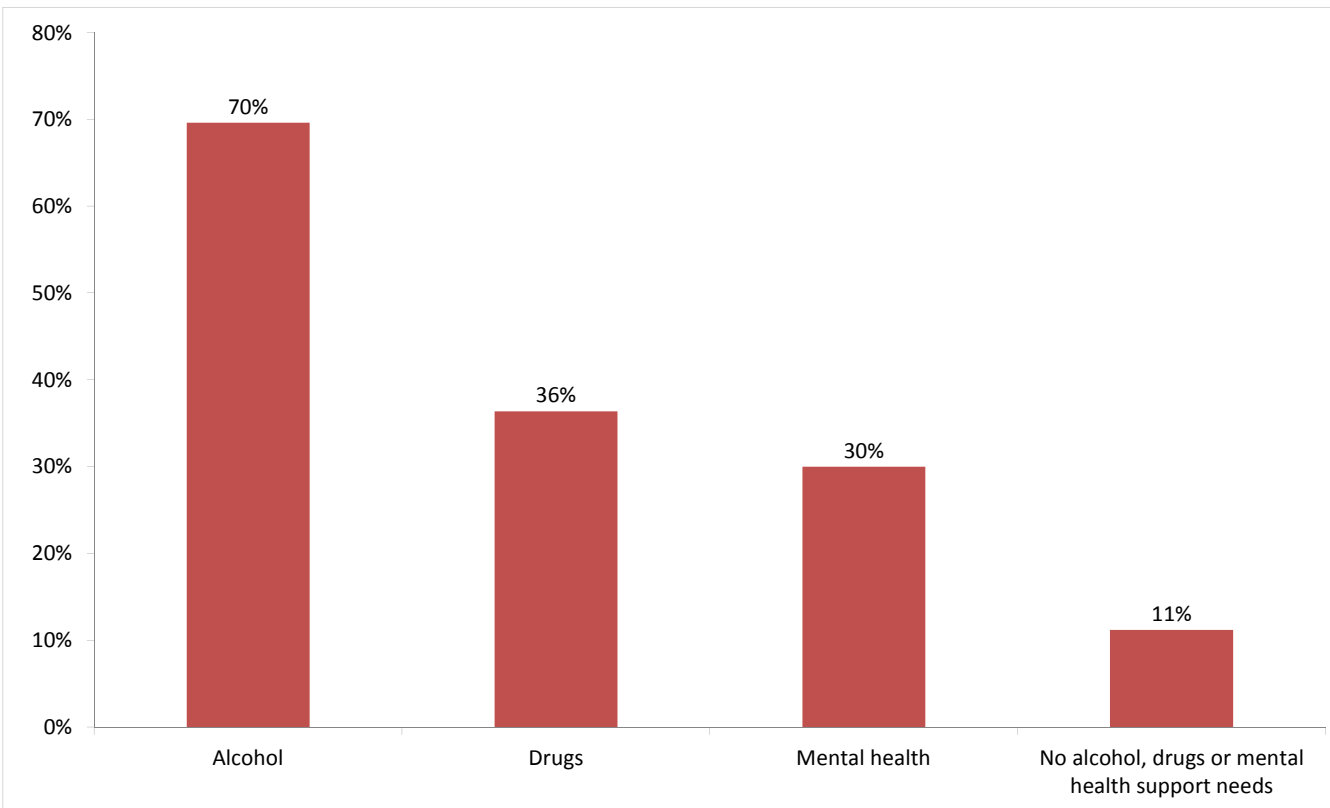
The majority of people contacted in Ealing in 2011-12 were white (58%), most of whom were white British.

12% of people contacted were black and 27% were Asian.

Client Support Needs/Institutional History

12) Support needs

People contacted by outreach or BBS teams and/or arriving in accommodation in the year by support needs

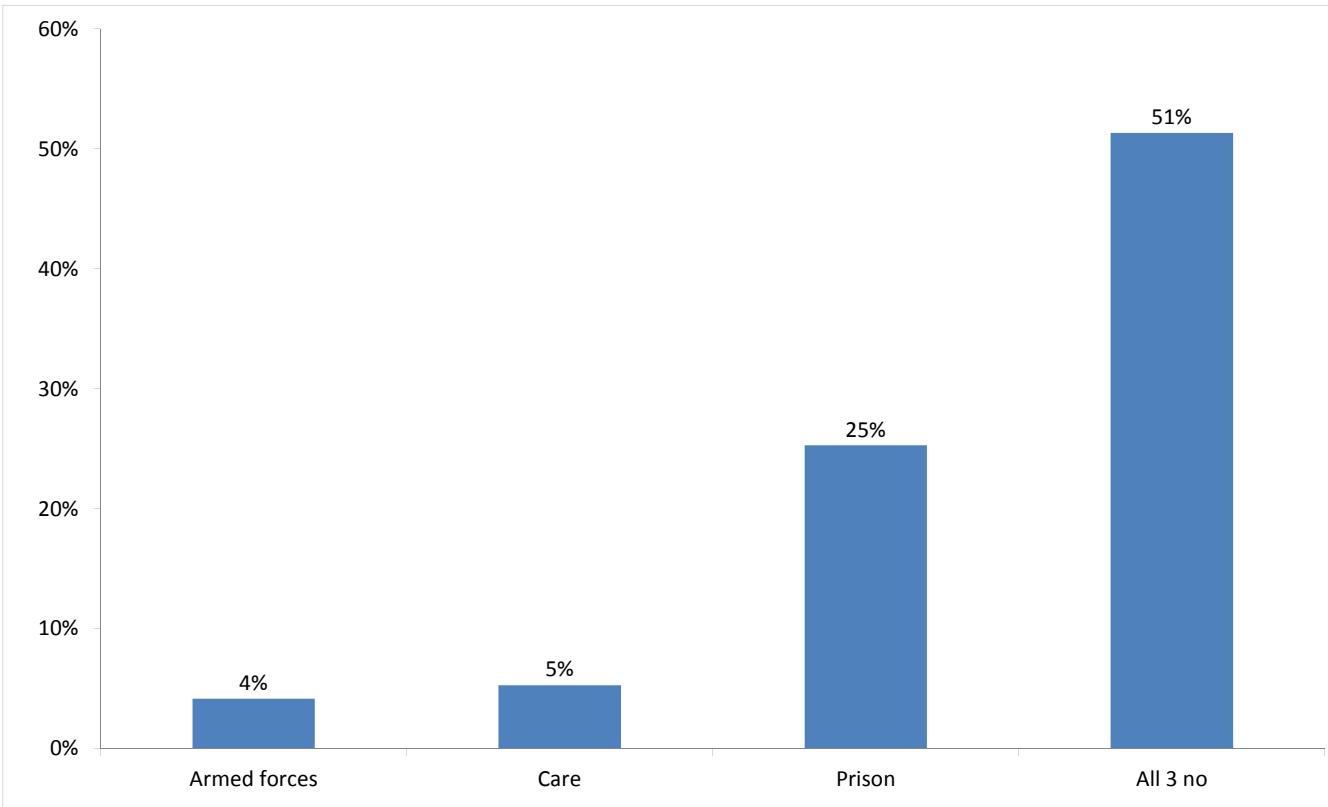


Base: 250 Note that the base figure for this graph excludes clients where all 3 support needs are not known or not recorded (80).

Support Needs	No. of people	%
Alcohol only	78	24%
Drugs only	19	6%
Mental health only	19	6%
Alcohol and drugs	47	14%
Alcohol and mental health	31	9%
Drugs and mental health	7	2%
Alcohol, drugs and mental health	18	5%
All 3 no	28	8%
All 3 not known or not assessed	80	24%
All 3 no, not known or not assessed	3	1%
Total	330	100%

13) Experience of armed forces, care and prison

People contacted by outreach or BBS teams and/or arriving in accommodation in the year by experience of the armed forces, care or prison



Base: 265 Note that the base figure for this graph excludes clients where all 3 institutional histories are not known.

11 people contacted in Ealing this year have previously been in the armed forces.

Nationality	Number of rough sleepers	% of people seen rough sleeping
UK	1	0%
Non-UK	8	4%
Total	9	4%

14 people contacted in Ealing this year have previously been in care.

67 people contacted in Ealing this year have previously been in prison.

It is possible for someone contacted to have previous experience of more than one institution and so be included in more than one of the above figures. 6 people contacted in the year have been in care and prison.

Appendices

Arrivals by source of referral

Source of referral → Accommodation ↓	BBS - St Mungo's	Ealing SPOT	Local authority	Prison	Total
Broadway - Sixty-Five		15	1	1	17
NHS - Max Glut Detox Unit Ealing		1			1
YMCA - Ealing	1	17			18
Total	1	33	1	1	36

Departures by destination on departure

Destination Accommodation	Bed & Breakfast	Care home	Clearing House/RSI	Died	Hospital - long term	LA tenancy (general needs)	Not known	Previous home (describe type of accomm. in Private rented sector -	Private rented sector - with	Rehab clinic	RSL tenancy (general needs)	Sheltered Housing	Sleeping rough/Returned	Taken into custody	Total	
Broadway - Sixty-Five		1	1			1	2	1		1	2	4	1	1		15
NHS - Max Glut Detox Unit Ealing	1															1
YMCA - Ealing			1	1	1		5		1	4					1	14
Total	1	1	2	1	1	1	7	1	1	5	2	4	1	1	1	30

Departures by reason for leaving

Planned/ Unplanned → Accommodation ↓	Planned	Abandoned	Evicted (behaviour)	End of time-limited stay	Neutral	Evicted (arrears)	Total
Broadway - Sixty-Five	12		3				15
NHS - Max Glut Detox Unit Ealing				1			1
YMCA - Ealing	7	1	3		1	2	14
Total	19	1	6	1	1	2	30