

# CHAIN Annual Report



## EALING

1st April 2012 - 31st March 2013



**BROADWAY**

STREET TO HOME

020 7710 0550

[info@broadwaylondon.org](mailto:info@broadwaylondon.org)

[www.broadwaylondon.org](http://www.broadwaylondon.org)

[@Broadwaycharity](https://www.facebook.com/Broadwaycharity) [f Broadwaycharity](https://www.facebook.com/Broadwaycharity)

Registered charity no. 274403

# CHAIN annual report for Ealing 2012/13

## Contents

### Outreach Work

#### 1) Rough sleeping

People seen sleeping rough by outreach teams in the year

#### 2) Rough sleeping (rolling) (flow, stock and returner)

People seen rough sleeping by outreach teams in the year by the flow, stock and returner model

#### 3) Rough sleeping volume (flow, stock and returner)

People seen rough sleeping by number of bedded down contacts during the year, by flow, stock and returner model

#### 4) Number of times seen rough sleeping

People seen sleeping rough by number of contacts in the year

#### 5) New rough sleepers (flow) - last settled base and reason for leaving

People seen rough sleeping by outreach teams for the first time by their last settled base and reason for leaving

### Demographics

#### 6) Nationality of rough sleepers

People seen rough sleeping by outreach teams during the year by flow, stock and returner model.

#### 7) Gender

People seen rough sleeping in the year, by gender

#### 8) Age

People seen rough sleeping in the year, by age

#### 9) Ethnicity

People seen rough sleeping in the year, by ethnicity

### Support needs, experience of armed forces, care or prison

#### 10) Support needs

People seen sleeping rough in the year, by support needs

#### 11) Experience of armed forces, care and prison

People seen rough sleeping, by experience of the armed forces, care or prison

### Accommodation and move-on

#### 12) Accommodation and reconnection events (Outreach)

Outreach accommodation (bookings and referrals) and reconnection events achieved in the year

### Hostels, assessment centres, rolling shelters and second stage accommodation

#### 13) Departures - destination on departure

Departures from hostels, categorised by where people went after leaving

#### 14) Departures - planned or unplanned

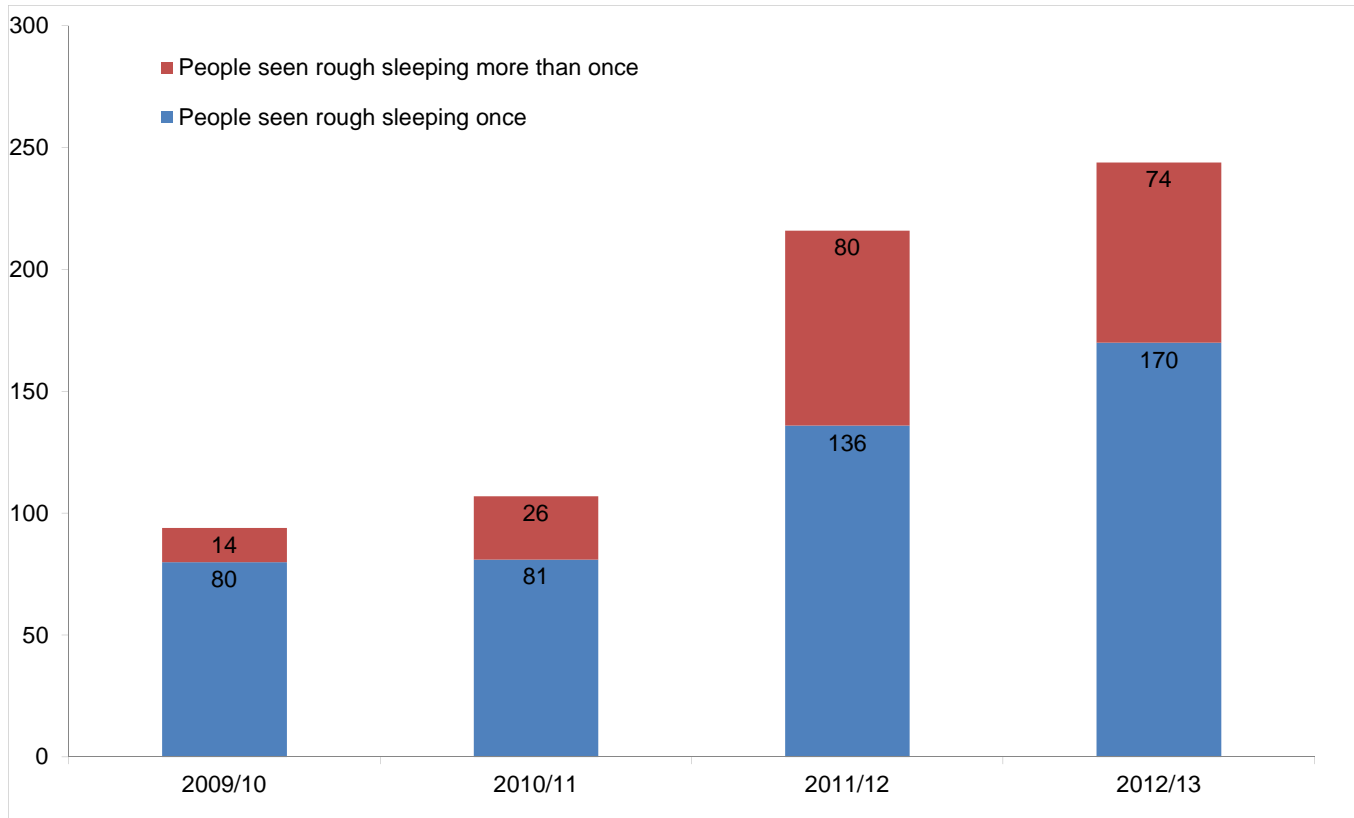
Departures by whether or not the departure was planned or unplanned

# CHAIN annual report for Ealing

## Outreach work

### 1) Rough sleeping

People seen sleeping rough by outreach teams in the year



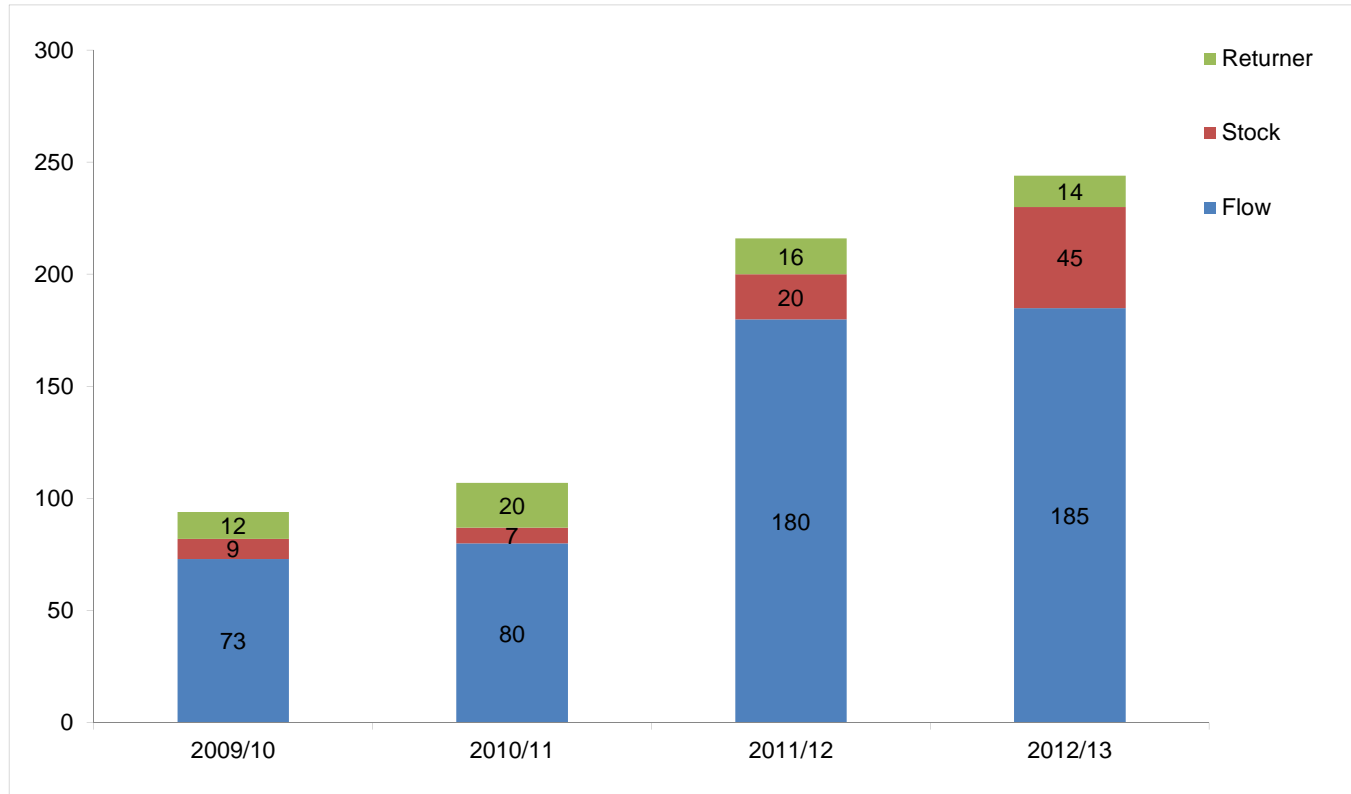
2009/10 base: 94  
2010/11 base: 107  
2011/12 base: 216  
2012/13 base: 244

## 2) Rough sleeping (rolling) (flow, stock and returner)

People seen rough sleeping by outreach teams in the year by the flow, stock and returner model

The flow, stock and returner model categorises people seen sleeping rough according to whether they have also been seen bedded down in previous periods:

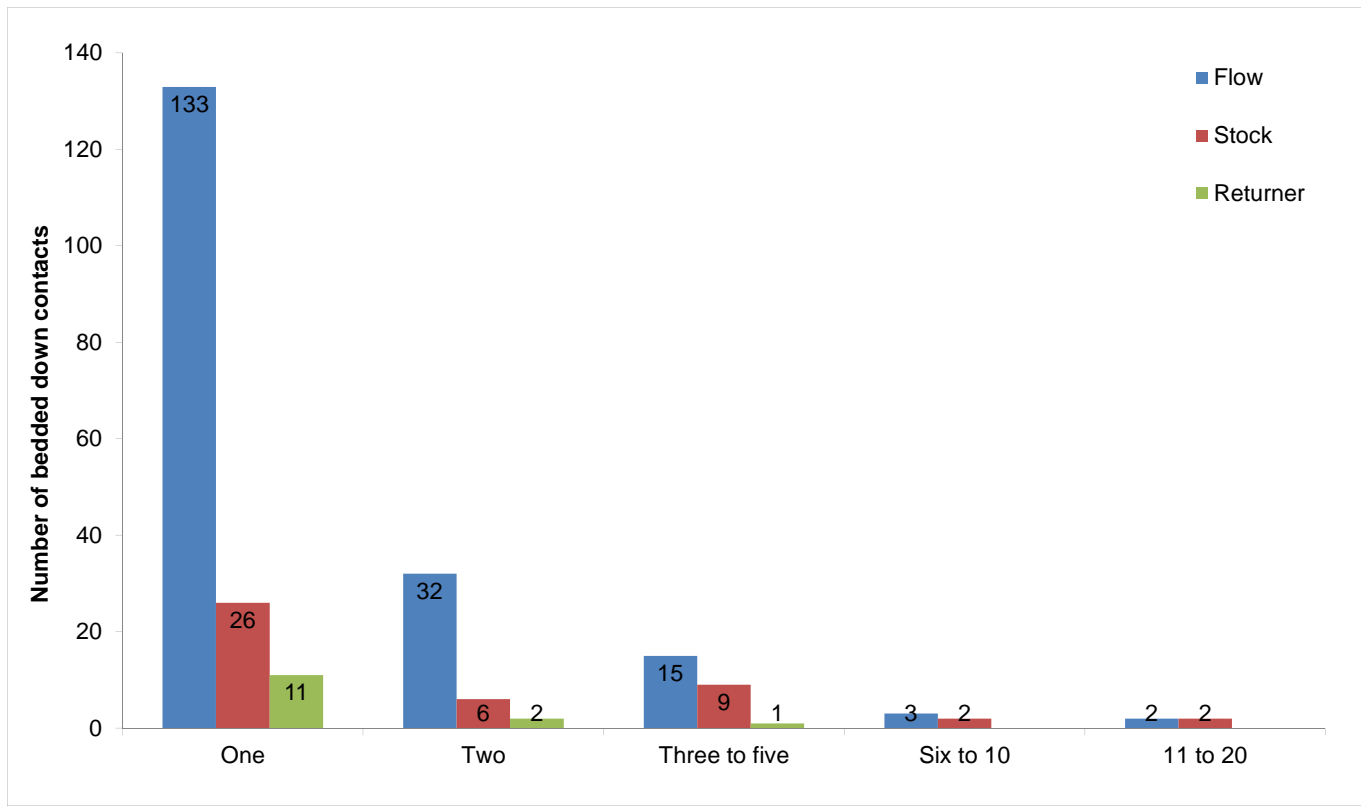
<b>Flow</b>	People who have never been seen sleeping rough before
<b>Stock</b>	People who were seen sleeping rough in 2012/13 and also in 2011/12 (i.e. those seen across a minimum of two consecutive years).
<b>Returner</b>	People who were also seen sleeping rough over a year ago but were not seen sleeping rough in 2011/12 (i.e. those who have had a gap in their rough sleeping histories).



2009/10 base:	94
2010/11 base:	107
2011/12 base:	216
2012/13 base:	244

### 3) Rough sleeping volume (flow, stock and returner)

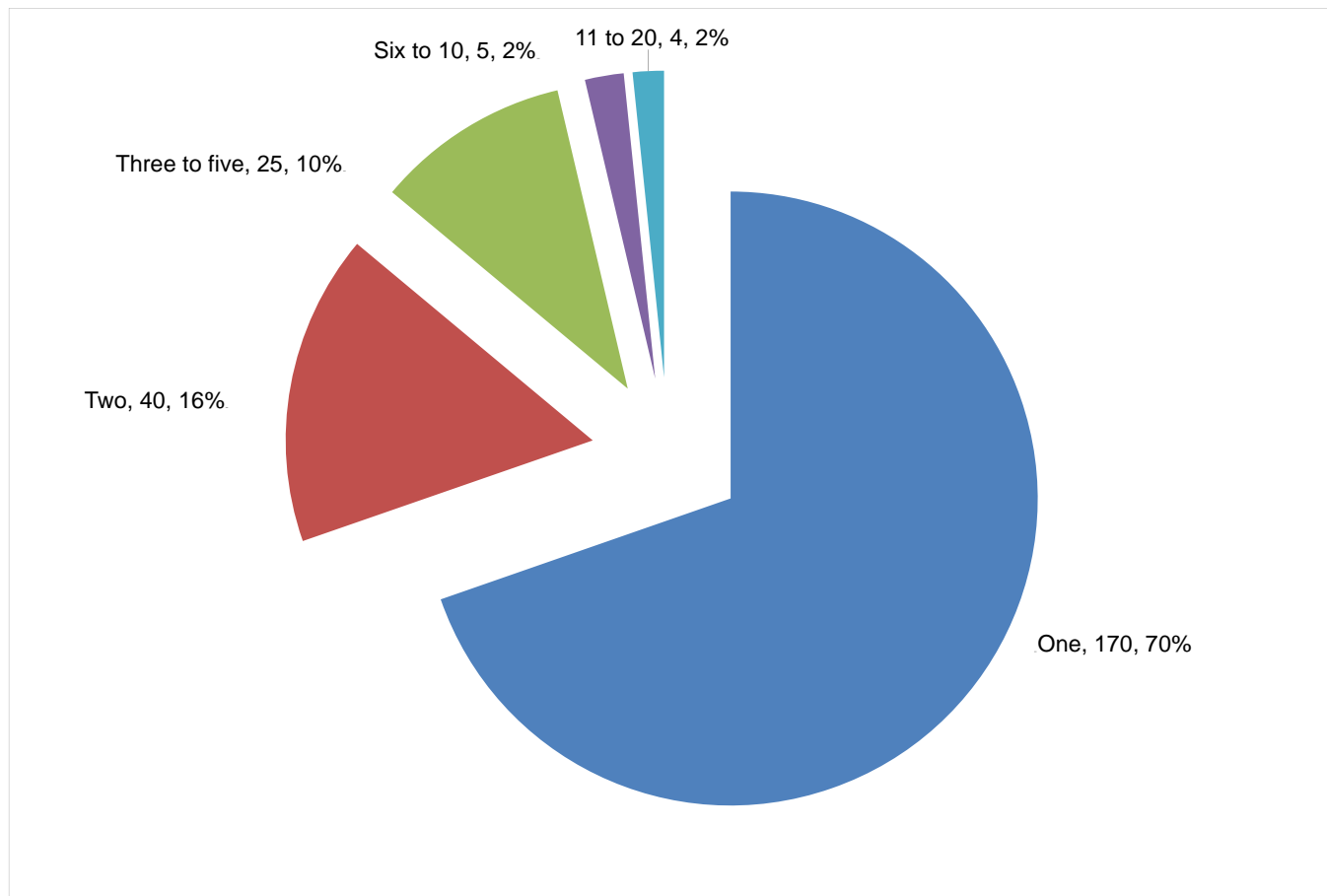
People seen rough sleeping by number of bedded down contacts during the year, by flow, stock and returner model



Base (Flow): 185  
Base (Stock): 45  
Base (Returner): 14

#### 4) Number of times seen rough sleeping

People seen sleeping rough by number of contacts in the year



Base: 244

## 5) New rough sleepers (flow) - last settled base and reason for leaving

People seen rough sleeping by outreach teams for the first time by their last settled base and reason for leaving

Last settled base	Number	%*
Family home	24	22%
Hospital	1	1%
Hostel	2	2%
LA accommodation	3	3%
Outhouse	2	2%
Prison	3	3%
Private rented accommodation	58	53%
Squat	1	1%
Staying with friends	13	12%
Temporary accommodation (LA)	1	1%
Temporary accommodation (non-LA)	1	1%
Tied accommodation	1	1%
<i>Not known</i>	75	
<b>Total (excluding not known)</b>	<b>110</b>	<b>100%</b>
<b>Grand total</b>	<b>185</b>	

Reason for leaving last settled base	Number	%*
Asked to leave	1	1%
Bereavement	6	8%
End of stay - other	1	1%
Evicted	33	42%
Financial problems - loss of job	3	4%
Financial problems - other	1	1%
Left hospital	1	1%
Left prison	2	3%
Other	3	4%
Relationship breakdown	18	23%
Relationship breakdown - left due to accusation of domestic violence	2	3%
Relationship breakdown - violence from partner or associated person	1	1%
Repossessed	3	4%
Seeking work	4	5%
<i>Not known</i>	106	
<b>Total (excluding not known)</b>	<b>79</b>	<b>100%</b>
<b>Grand total</b>	<b>185</b>	

\*The total excluding not known is used as the base for the percentages.

## Demographics

### 6) Nationality of rough sleepers

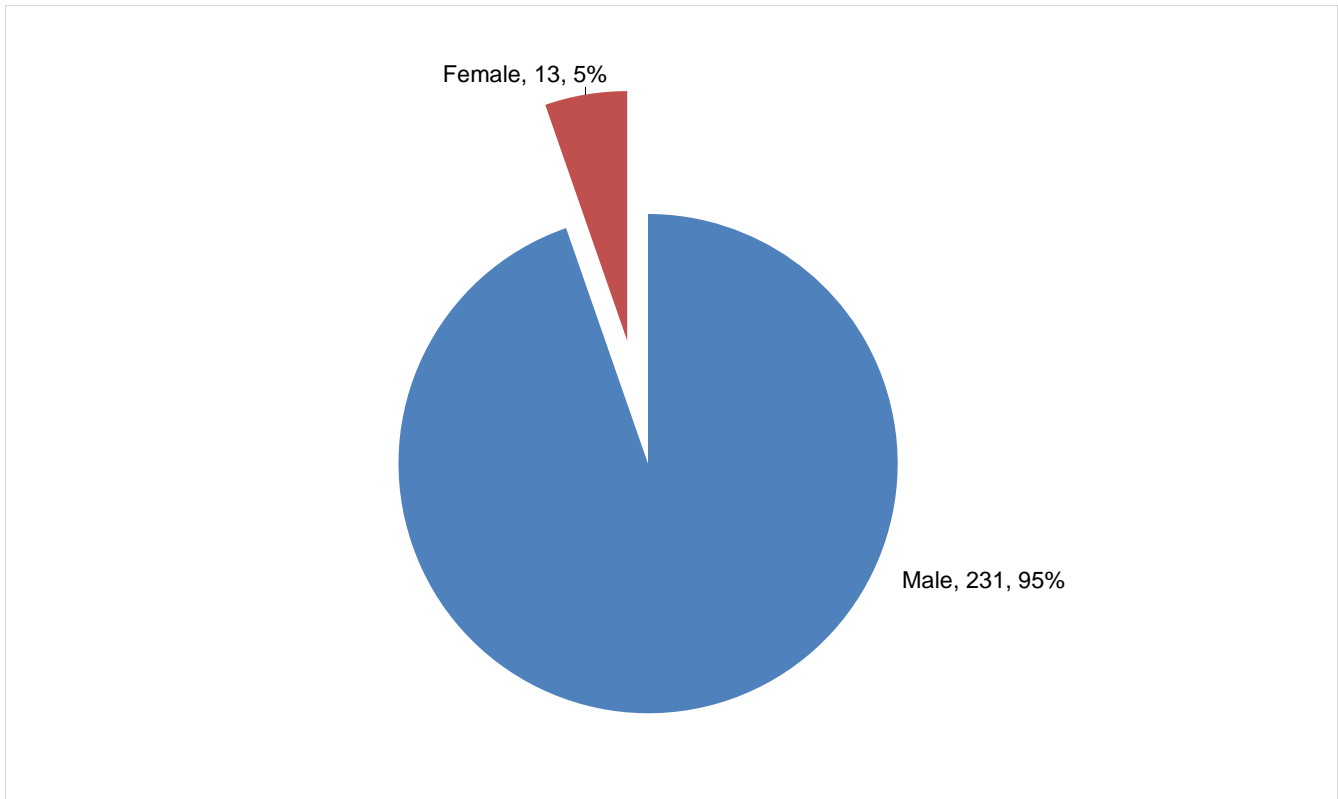
People seen rough sleeping by outreach teams during the year by flow, stock and returner model.

Nationality	Flow	Stock	Returner	Total	%
UK	55	5	8	68	28%
Poland	44	17	2	63	26%
other CEE	1	3	0	4	2%
other Europe	13	1	0	14	6%
Somalia	4	0	1	5	2%
other Africa	5	0	1	6	2%
Americas	4	1	0	5	2%
India	45	18	2	65	27%
other Asia	13	0	0	13	5%
<i>Not known</i>	<i>1</i>			<i>1</i>	<i>0%</i>
<b>Total (excluding not known)</b>	<b>184</b>	<b>45</b>	<b>14</b>	<b>243</b>	<b>100%</b>
<b>Grand Total</b>	<b>185</b>	<b>45</b>	<b>14</b>	<b>244</b>	



## 7) Gender

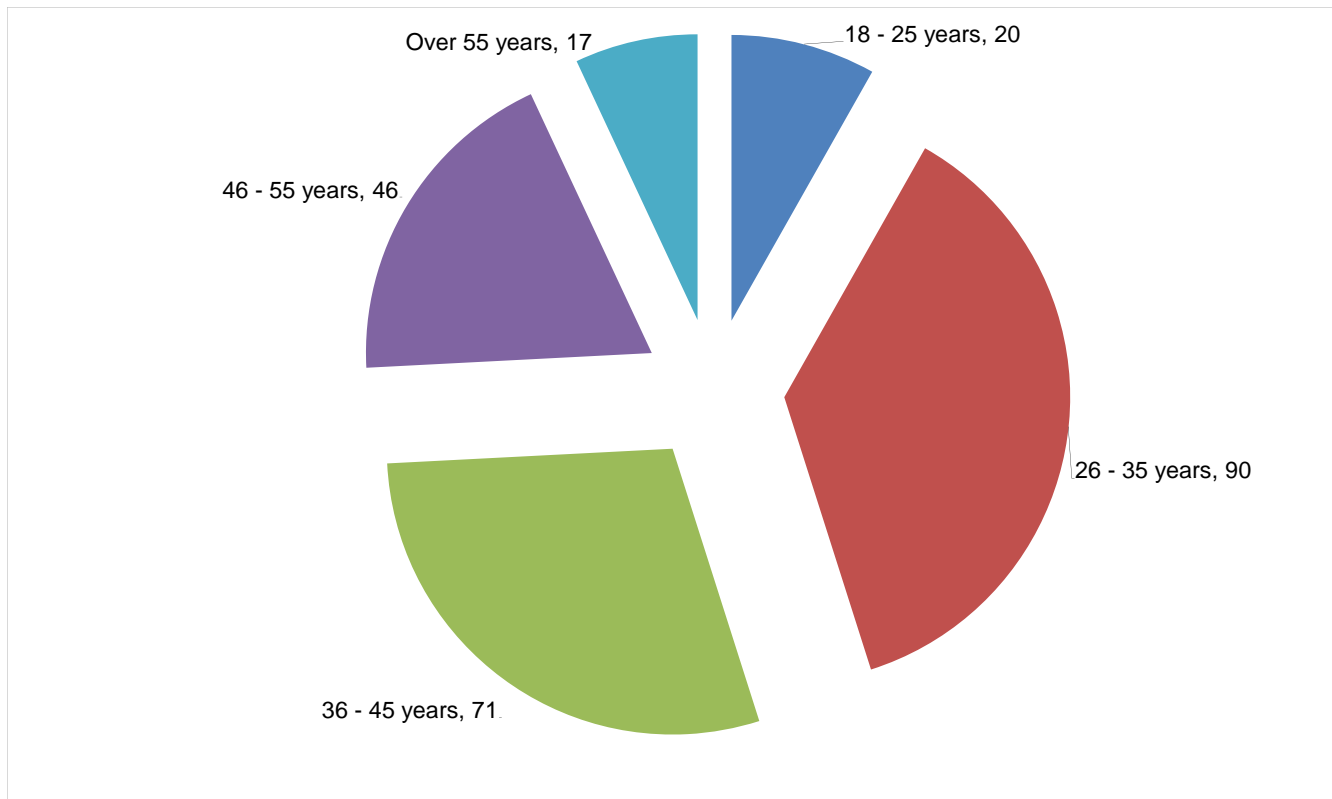
People seen rough sleeping in the year, by gender



Base: 244

## 8) Age

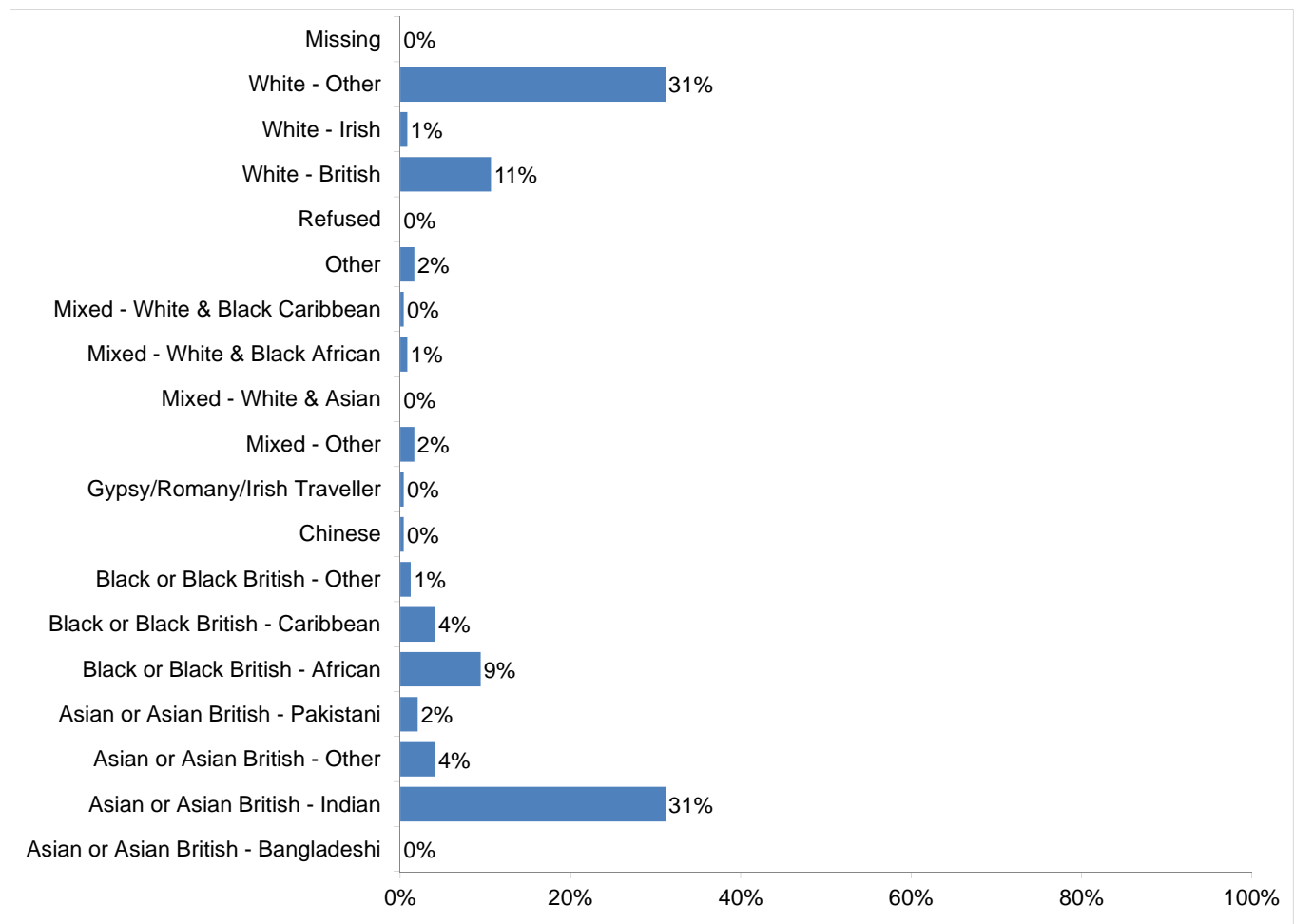
People seen rough sleeping in the year, by age



Base: 244

## 9) Ethnicity

People seen rough sleeping in the year, by ethnicity

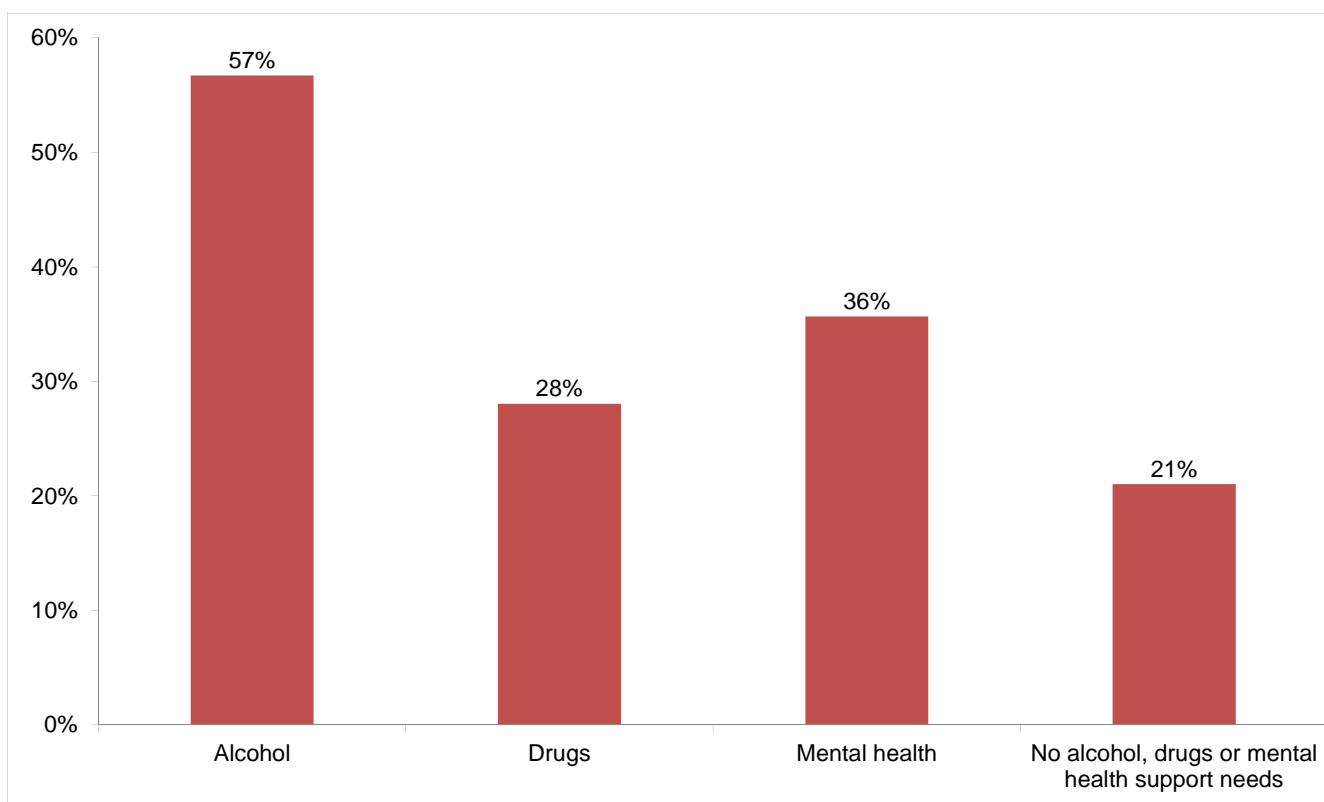


Base: 244

## Client support needs and experience of armed forces, care or prison

### 10) Support needs

People seen sleeping rough in the year, by support needs

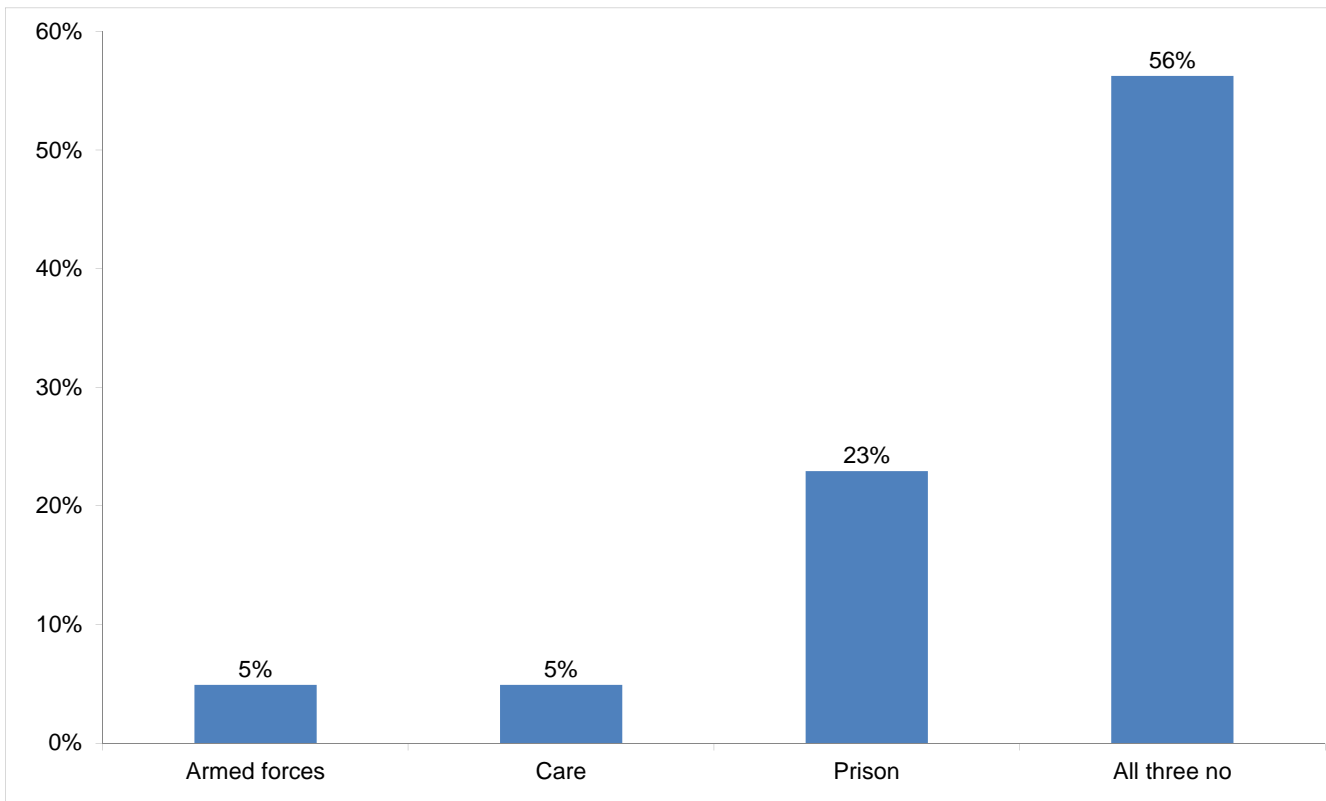


(73).

Support Needs	No. of people	%
Alcohol only	42	17%
Drugs only	11	5%
Mental health only	21	9%
Alcohol and drugs	17	7%
Alcohol and mental health	20	8%
Drugs and mental health	2	1%
Alcohol, drugs and mental health	18	7%
All three no	36	15%
All three not known or not assessed	73	30%
All three no, not known or not assessed	4	2%
<b>Total</b>	<b>244</b>	<b>100%</b>

## 11) Experience of armed forces, care and prison

People seen rough sleeping, by experience of the armed forces, care or prison



Base: 183 Note that the base figure for this graph excludes clients where all three institutional histories are not known.

Nationality	Number	% of people
UK	0	0%
Non-UK	9	5%
<b>Total*</b>	<b>183</b>	<b>5%</b>

\*People rough sleeping in the period in Ealing and who have been assessed for experience of armed forces, care or prison

## 12) Accommodation and reconnection events (Outreach)

Outreach accommodation (bookings and referrals) and reconnection events achieved in the year

### Accommodation events

Accommodation type	Number	%
Assessment centre	23	12%
Bed & breakfast	4	2%
Clinic/detox/rehab	9	5%
Friends & family	1	1%
Hostel	32	17%
Rolling shelter	18	10%
Temporary accommodation (LA)	24	13%
Temporary accommodation (other)	33	18%
Care home	5	3%
Clearing House/RSI	3	2%
LA tenancy (general needs)	2	1%
Private rented sector - independent	34	18%
<b>Total</b>	<b>188</b>	<b>100%</b>

### Reconnection events

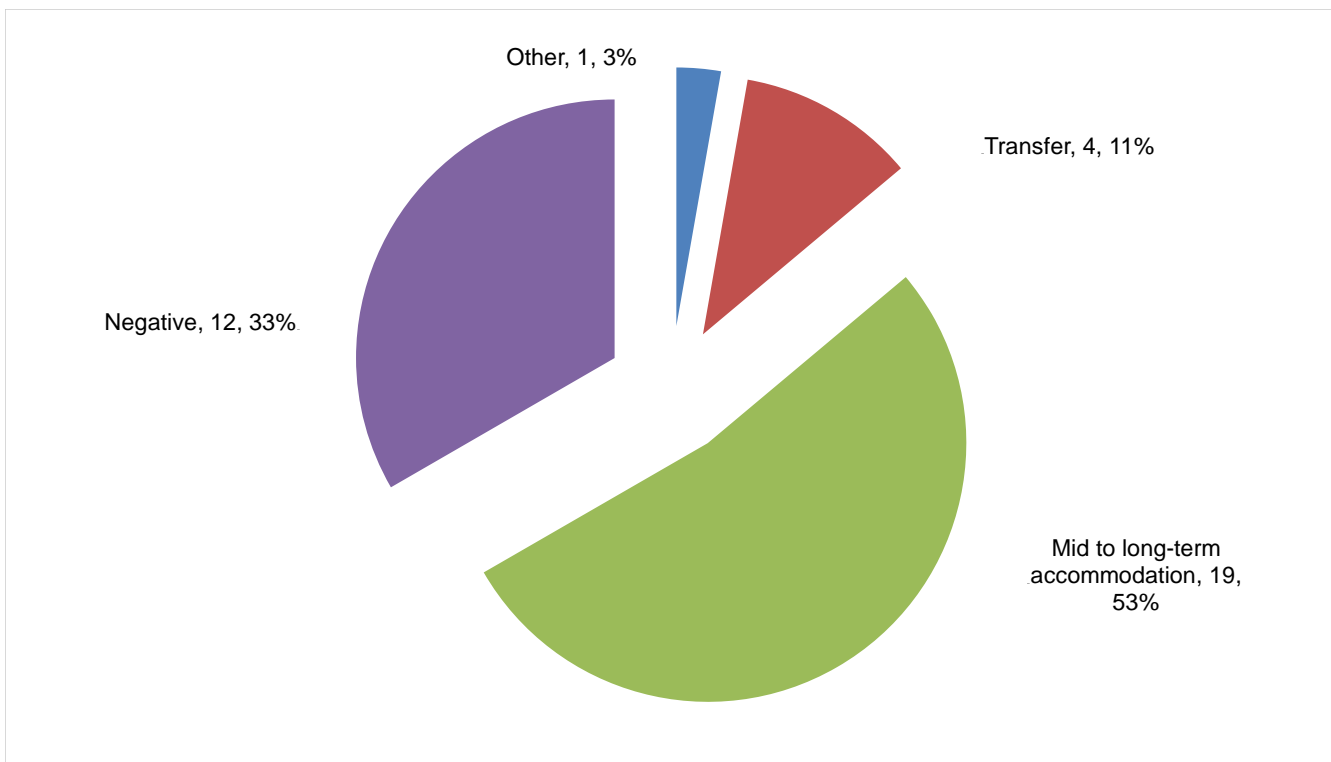
Outcomes	Number	%
Return to home area	4	67%
Move to area with friends/family	0	0%
Seeking work	1	17%
Move to area with appropriate services	3	50%
Other	0	0%
<b>Reconnections total*</b>	<b>6</b>	

\*Each reconnection can have multiple outcomes associated with it. This means that the reconnections total is a unique count of the reconnections recorded by outreach teams in the year.

## Temporary Accommodation: hostels, assessment centres, rolling shelters and second stage

### 13) Departures - destination on departure

Departures from hostels, categorised by where people went after leaving



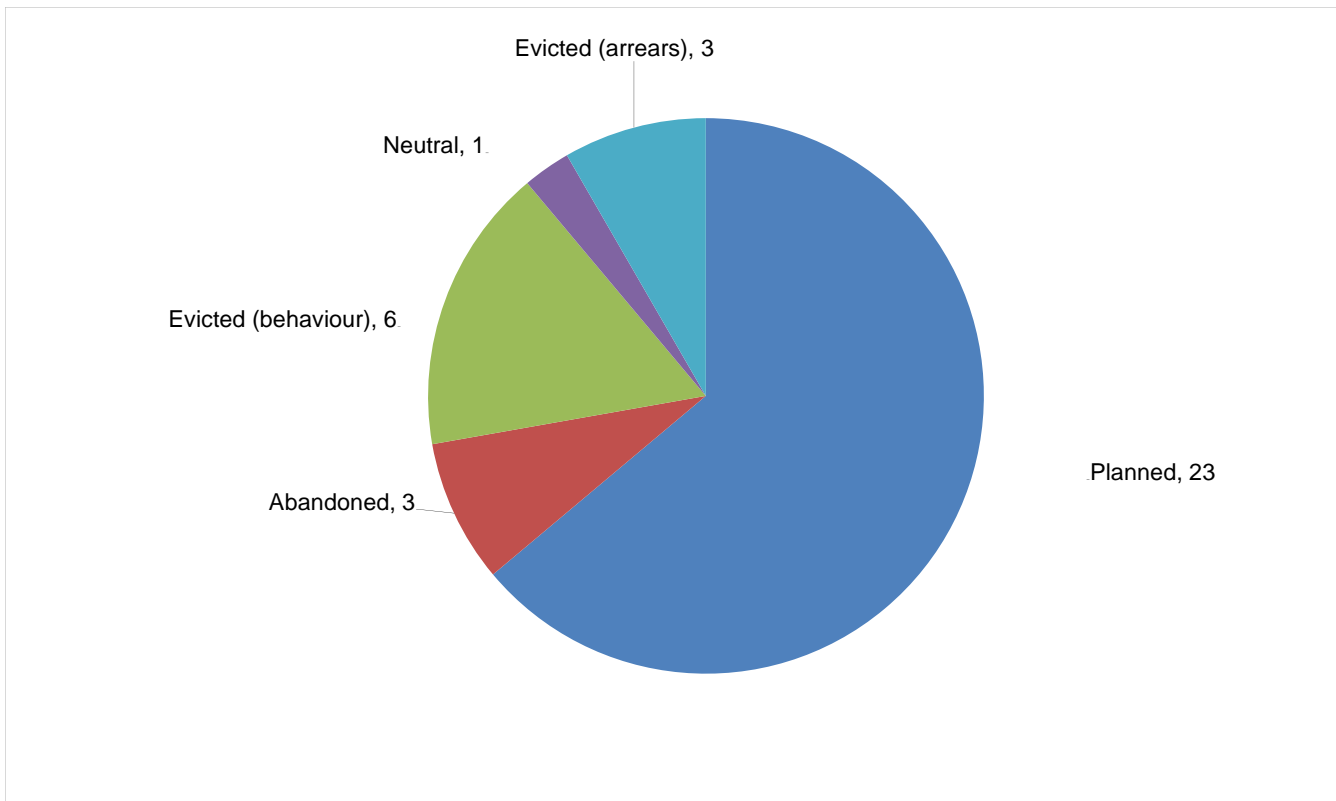
Base: 36

Destination categories on CHAIN	Chart category	Colour
Care home, Clearing House/RSI, home area, hospital - long term, LA tenancy (general needs), long-term accommodation, previous home, private rented sector - independent, private rented sector - supported, RSL tenancy (general needs), sheltered housing, supported housing	Mid to long-term accommodation	Green
Bed & breakfast, detox clinic, hostel, hostel - another organisation, hostel - within the organisation, rehab clinic, temporary accommodation, psychiatric hospital, hospital - NOT long term/acute care	Transfer	Red
Not known, sleeping rough/returned to streets, taken into custody	Negative	Purple
Died, outside London, staying with family, staying with friends	Other	Blue

Category	Number	%
Bed & breakfast	1	3%
Clearing House/RSI	10	29%
Died	1	3%
Not known	12	34%
Previous home (describe type of accomm in notes)	2	6%
Private rented sector - independent	3	9%
Rehab clinic	2	6%
RSL tenancy (general needs)	2	6%
Sheltered housing	2	6%
<b>Total</b>	<b>35</b>	<b>100%</b>

## 14) Departures - planned or unplanned

Departures by whether or not the departure was planned or unplanned



Base: 36