

CHAIN Annual Report



HAMMERSMITH & FULHAM

1st April 2012 - 31st March 2013



BROADWAY

STREET TO HOME

020 7710 0550

info@broadwaylondon.org

www.broadwaylondon.org

[@Broadwaycharity](https://www.facebook.com/Broadwaycharity) [Broadwaycharity](https://www.facebook.com/Broadwaycharity)

Registered charity no. 274403

CHAIN annual report for Hammersmith and Fulham 2012/13

Contents

Outreach Work

1) Rough sleeping

People seen sleeping rough by outreach teams in the year

2) Rough sleeping (rolling) (flow, stock and returner)

People seen rough sleeping by outreach teams in the year by the flow, stock and returner model

3) Rough sleeping volume (flow, stock and returner)

People seen rough sleeping by number of bedded down contacts during the year, by flow, stock and returner model

4) Number of times seen rough sleeping

People seen sleeping rough by number of contacts in the year

5) New rough sleepers (flow) - last settled base and reason for leaving

People seen rough sleeping by outreach teams for the first time by their last settled base and reason for leaving

Demographics

6) Nationality of rough sleepers

People seen rough sleeping by outreach teams during the year by flow, stock and returner model.

7) Gender

People seen rough sleeping in the year, by gender

8) Age

People seen rough sleeping in the year, by age

9) Ethnicity

People seen rough sleeping in the year, by ethnicity

Support needs, experience of armed forces, care or prison

10) Support needs

People seen sleeping rough in the year, by support needs

11) Experience of armed forces, care and prison

People seen rough sleeping, by experience of the armed forces, care or prison

Accommodation and move-on

12) Accommodation and reconnection events (Outreach)

Outreach accommodation (bookings and referrals) and reconnection events achieved in the year

Hostels, assessment centres, rolling shelters and second stage accommodation

13) Departures - destination on departure

Departures from hostels, categorised by where people went after leaving

14) Departures - planned or unplanned

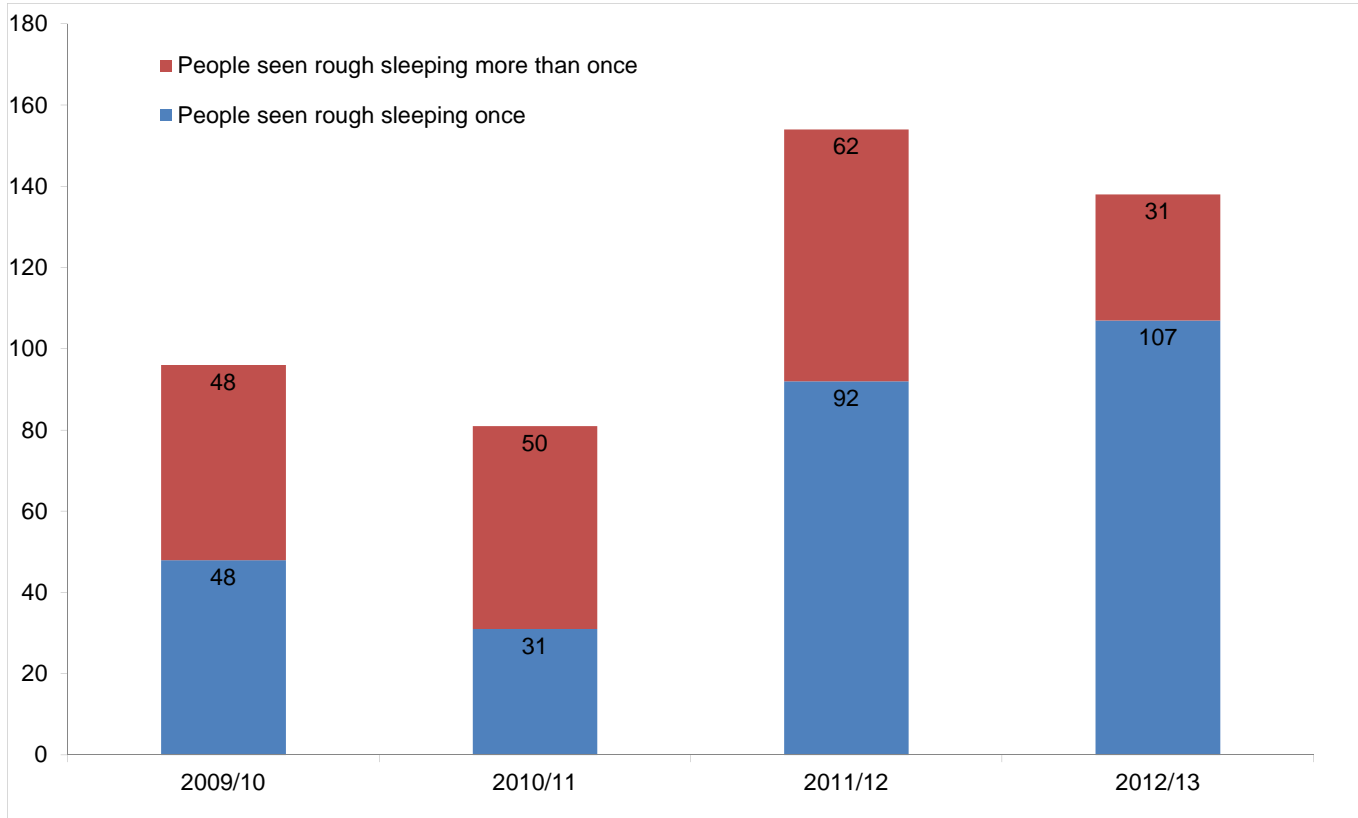
Departures by whether or not the departure was planned or unplanned

CHAIN annual report for Hammersmith and Fulham

Outreach work

1) Rough sleeping

People seen sleeping rough by outreach teams in the year



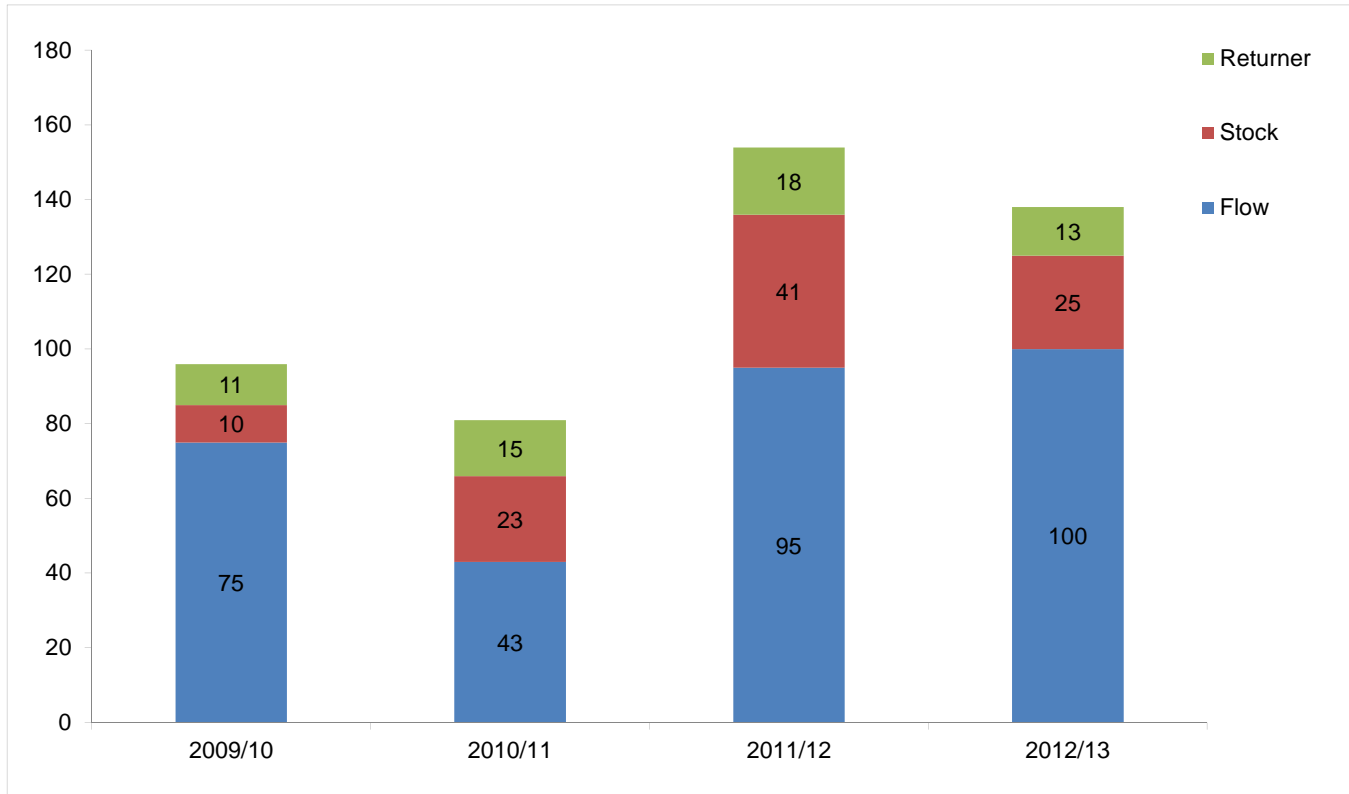
2009/10 base: 96
2010/11 base: 81
2011/12 base: 154
2012/13 base: 138

2) Rough sleeping (rolling) (flow, stock and returner)

People seen rough sleeping by outreach teams in the year by the flow, stock and returner model

The flow, stock and returner model categorises people seen sleeping rough according to whether they have also been seen bedded down in previous periods:

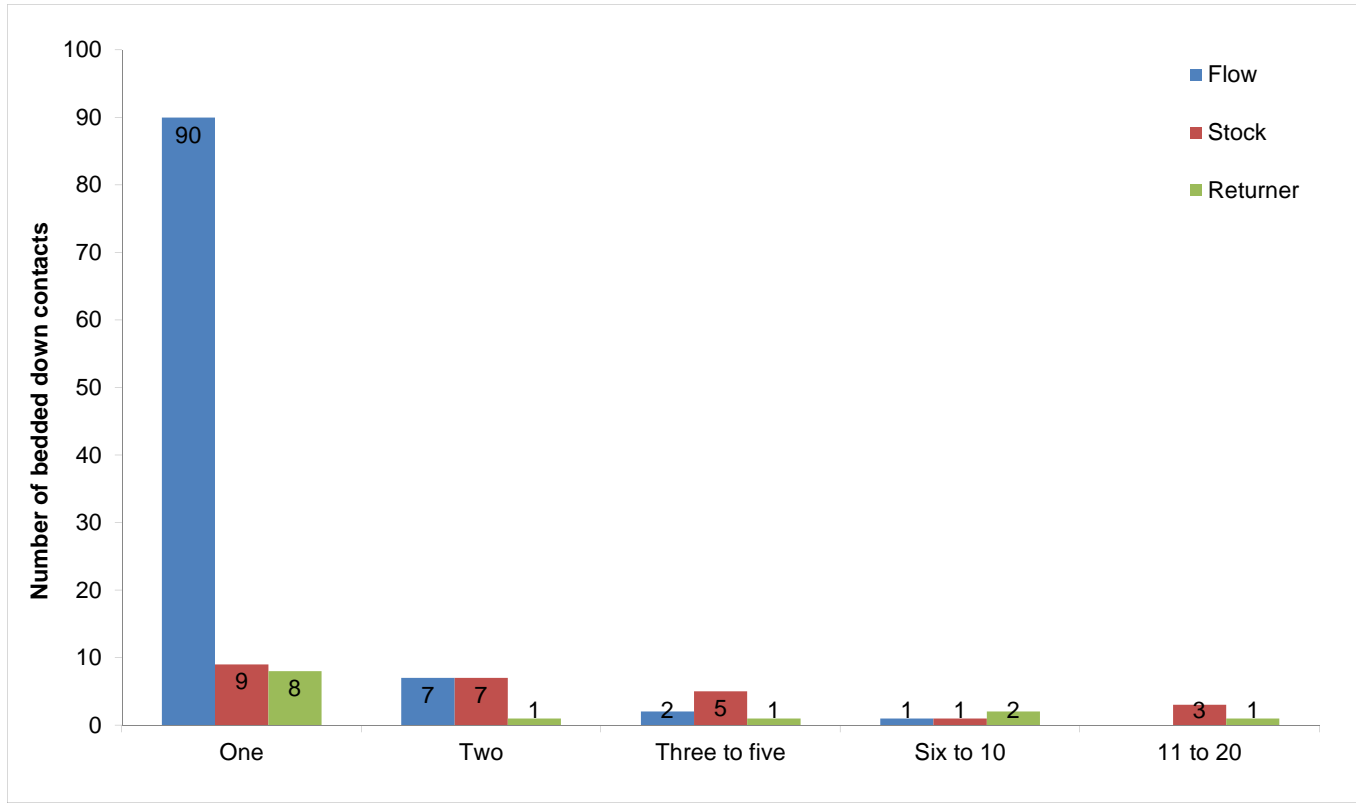
Flow	People who have never been seen sleeping rough before
Stock	People who were seen sleeping rough in 2012/13 and also in 2011/12 (i.e. those seen across a minimum of two consecutive years).
Returner	People who were also seen sleeping rough over a year ago but were not seen sleeping rough in 2011/12 (i.e. those who have had a gap in their rough sleeping histories).



2009/10 base:	96
2010/11 base:	81
2011/12 base:	154
2012/13 base:	138

3) Rough sleeping volume (flow, stock and returner)

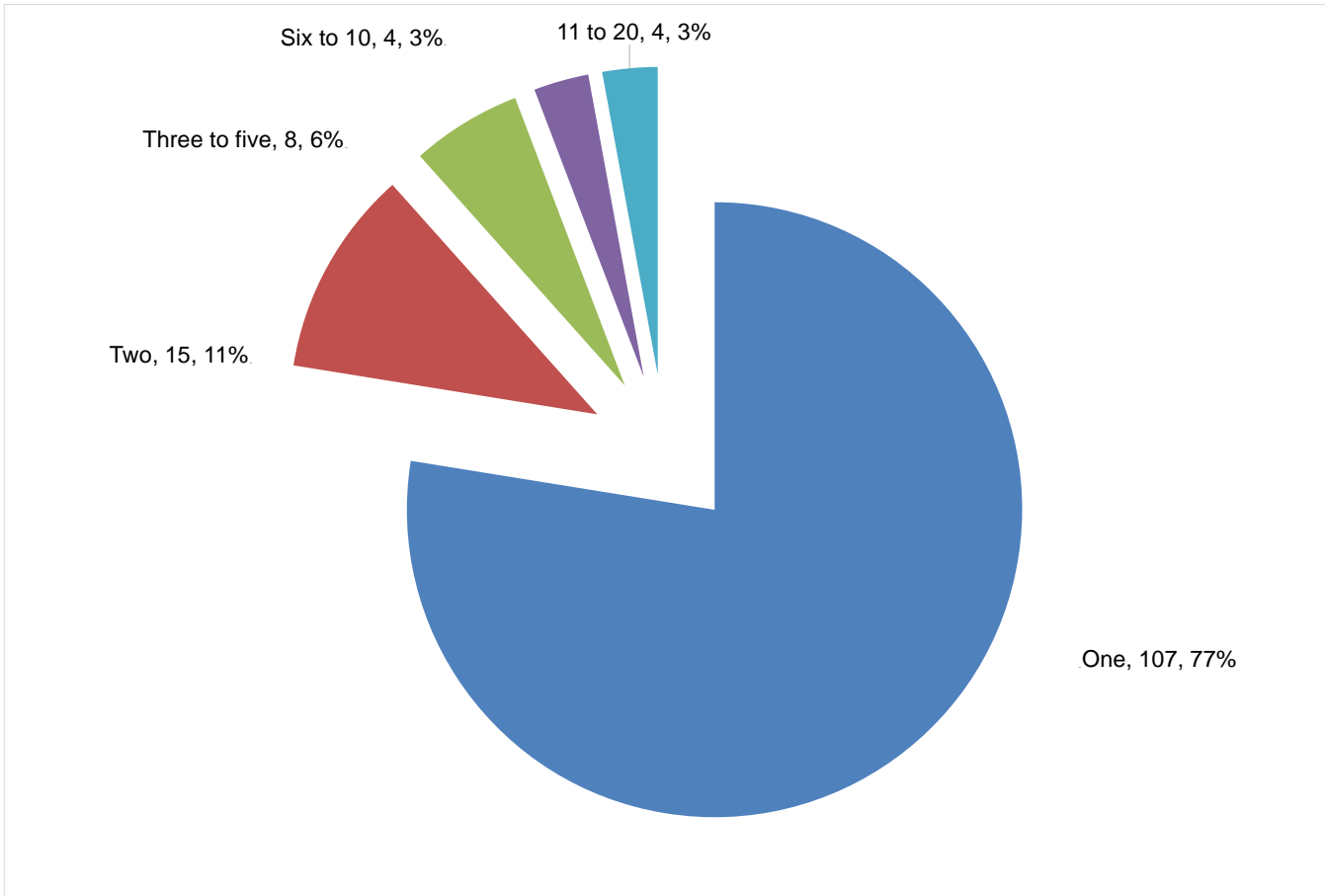
People seen rough sleeping by number of bedded down contacts during the year, by flow, stock and returner model



Base (Flow): 100
Base (Stock): 25
Base (Returner): 13

4) Number of times seen rough sleeping

People seen sleeping rough by number of contacts in the year



Base: 138

5) New rough sleepers (flow) - last settled base and reason for leaving

People seen rough sleeping by outreach teams for the first time by their last settled base and reason for leaving

Last settled base	Number	%*
Asylum support accommodation	3	4%
Family home	12	17%
Hostel	6	9%
LA accommodation	7	10%
Prison	5	7%
Private rented accommodation	27	39%
Squat	1	1%
Staying with friends	7	10%
Temporary accommodation (LA)	1	1%
<i>Not known</i>	31	
Total (excluding not known)	69	100%
Grand total	100	

Reason for leaving last settled base	Number	%*
Asked to leave	5	9%
Bereavement	4	7%
End of stay - asylum accommodation	1	2%
End of stay - other	1	2%
Evicted	18	31%
Evicted - arrears	1	2%
Evicted - other	2	3%
Financial problems - other	1	2%
Left prison	3	5%
Relationship breakdown	10	17%
Relationship breakdown - left as a result of court order	1	2%
Relationship breakdown - left due to accusation of domestic violence	1	2%
Relationship breakdown - violence from partner or associated person	3	5%
Seeking work	1	2%
Seeking work - from outside UK	3	5%
To move nearer a community	3	5%
<i>Not known</i>	42	
Total (excluding not known)	58	100%
Grand total	100	

*The total excluding not known is used as the base for the percentages.

Demographics

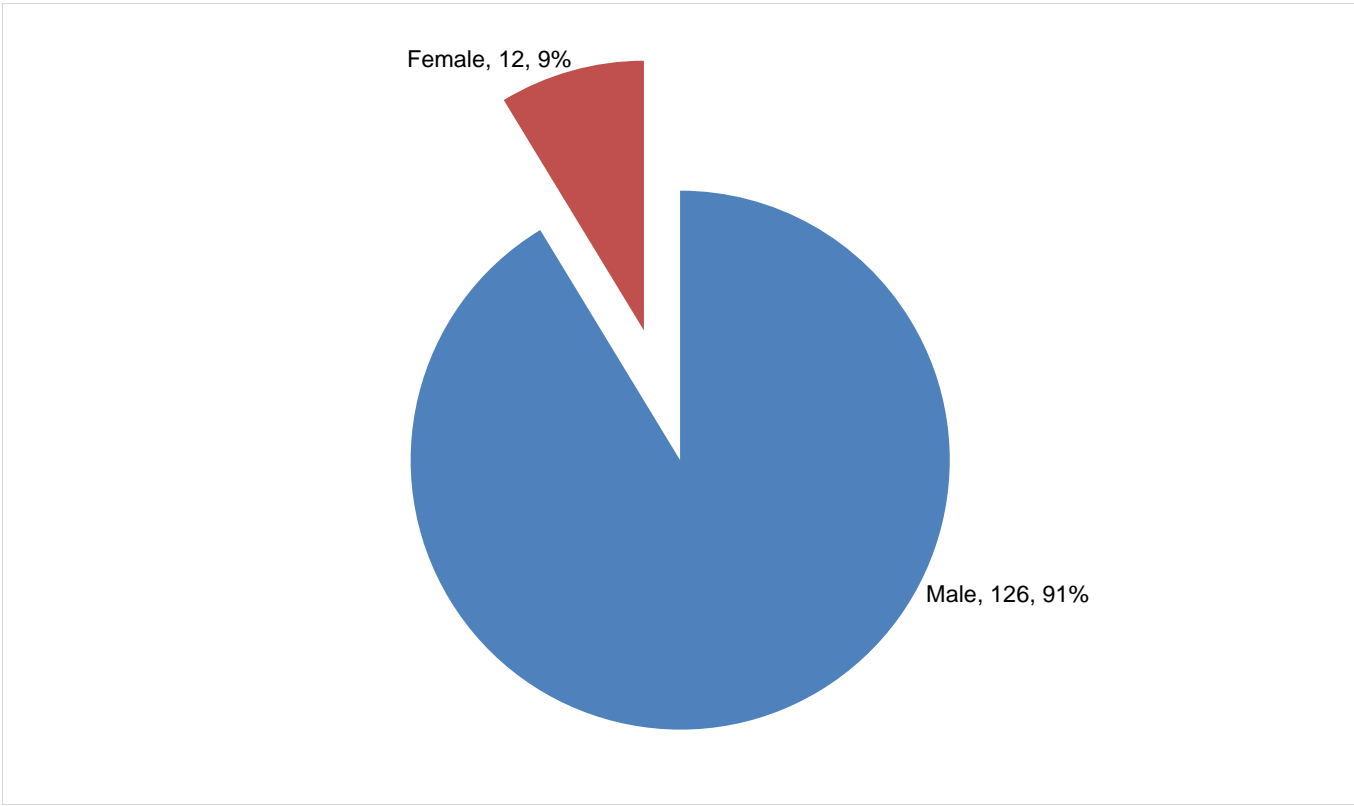
6) Nationality of rough sleepers

People seen rough sleeping by outreach teams during the year by flow, stock and returner model.

Nationality	Flow	Stock	Returner	Total	%
UK	49	7	5	61	45%
Poland	4	9	3	16	12%
Lithuania	1	2	2	5	4%
Czech Republic	2	0	0	2	1%
other CEE	6	3	0	9	7%
other Europe	13	2	1	16	12%
Asia	5	0	0	5	4%
Americas	3	0	0	3	2%
Somalia	4	1	0	5	4%
other Africa	11	1	1	13	10%
Australia	1	0	0	1	1%
<i>Not known</i>	<i>1</i>	<i>0</i>	<i>1</i>	<i>2</i>	
Total (excluding not known)	99	25	12	136	100%
Grand Total	100	25	13	138	

7) Gender

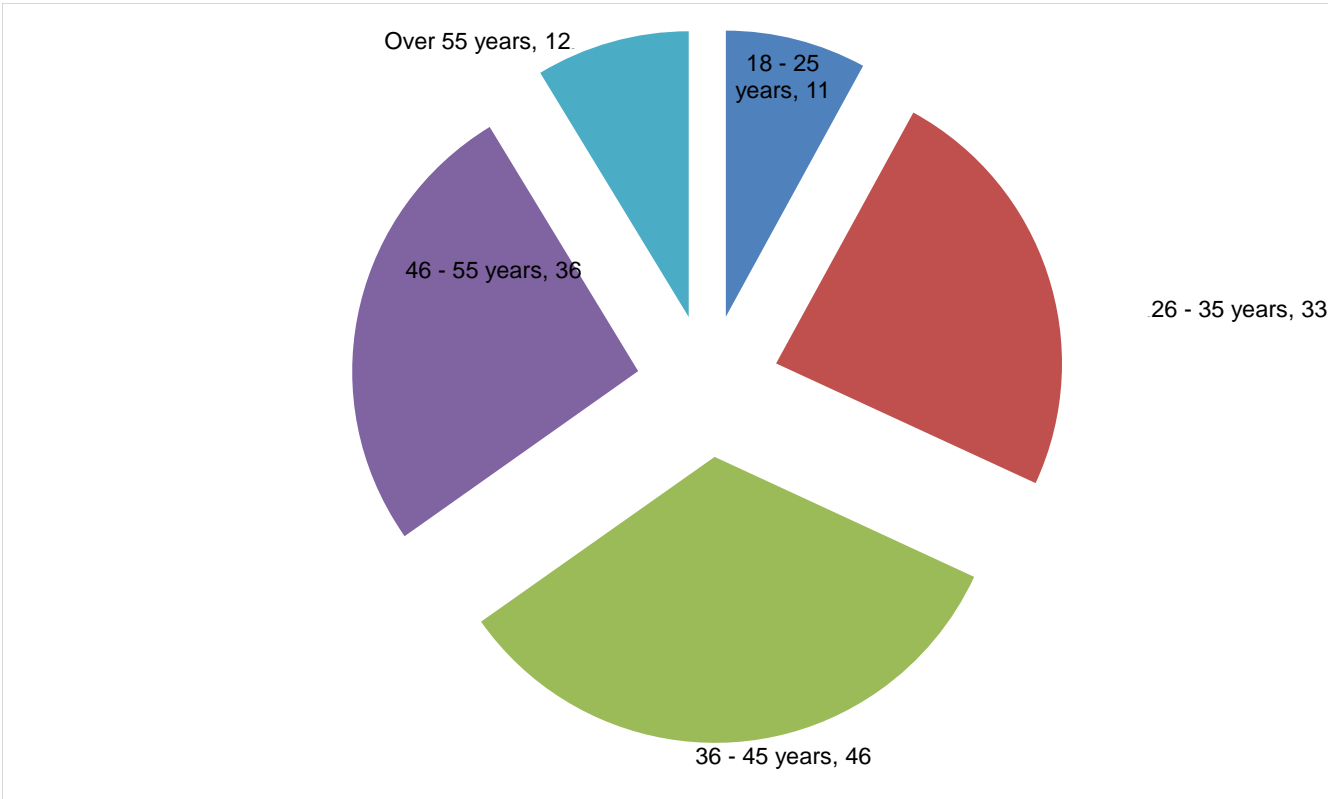
People seen rough sleeping in the year, by gender



Base: 138

8) Age

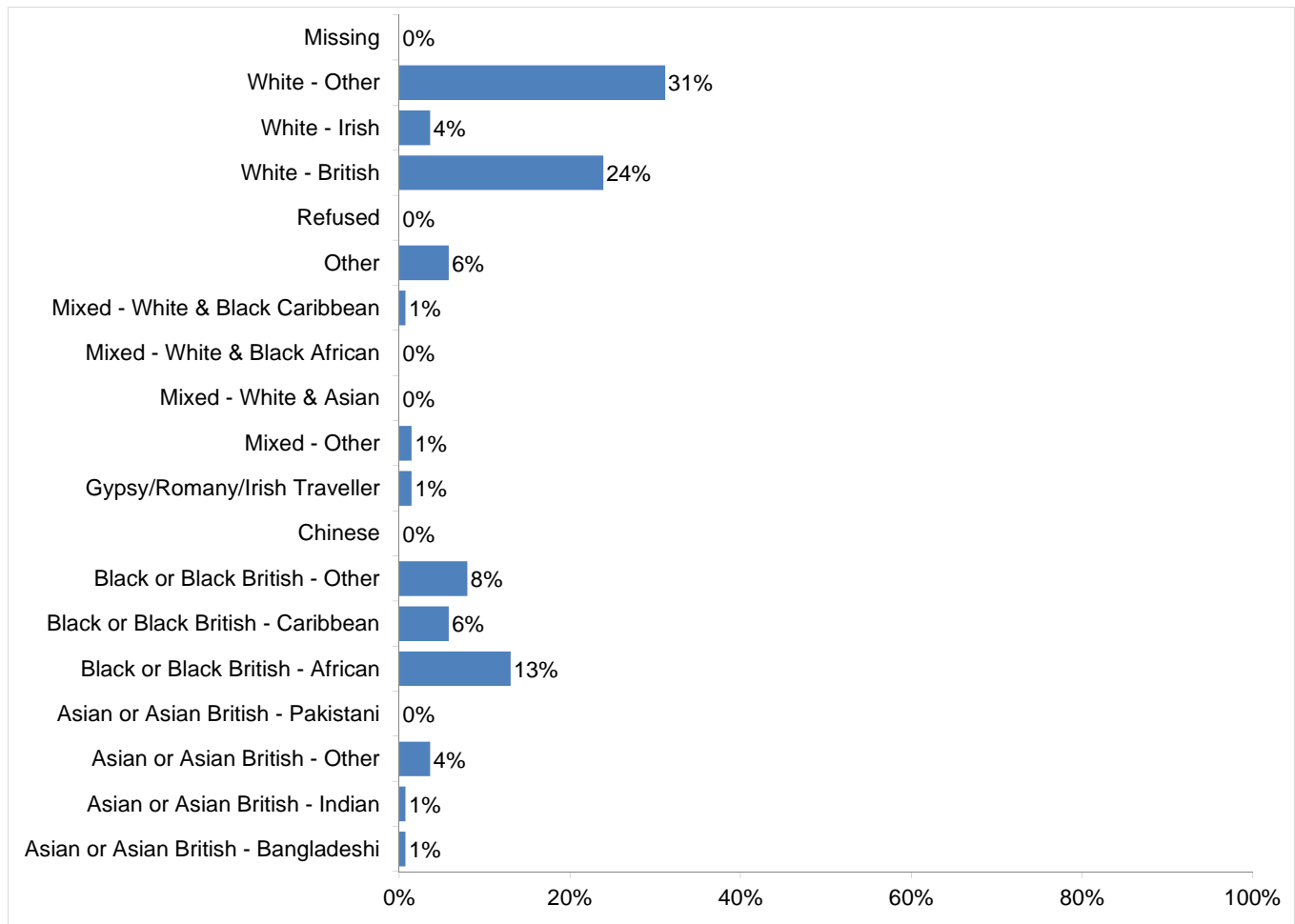
People seen rough sleeping in the year, by age



Base: 138

9) Ethnicity

People seen rough sleeping in the year, by ethnicity

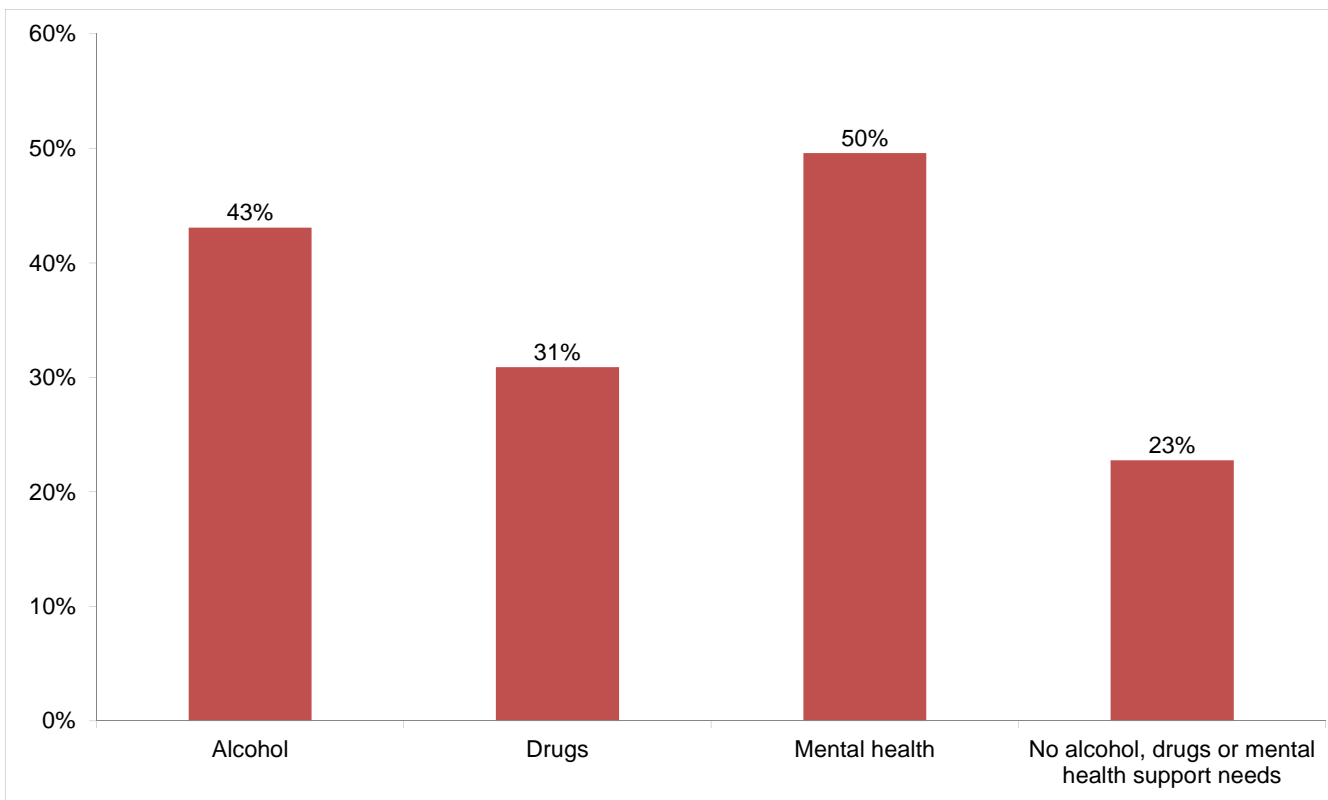


Base: 138

Client support needs and experience of armed forces, care or prison

10) Support needs

People seen sleeping rough in the year, by support needs

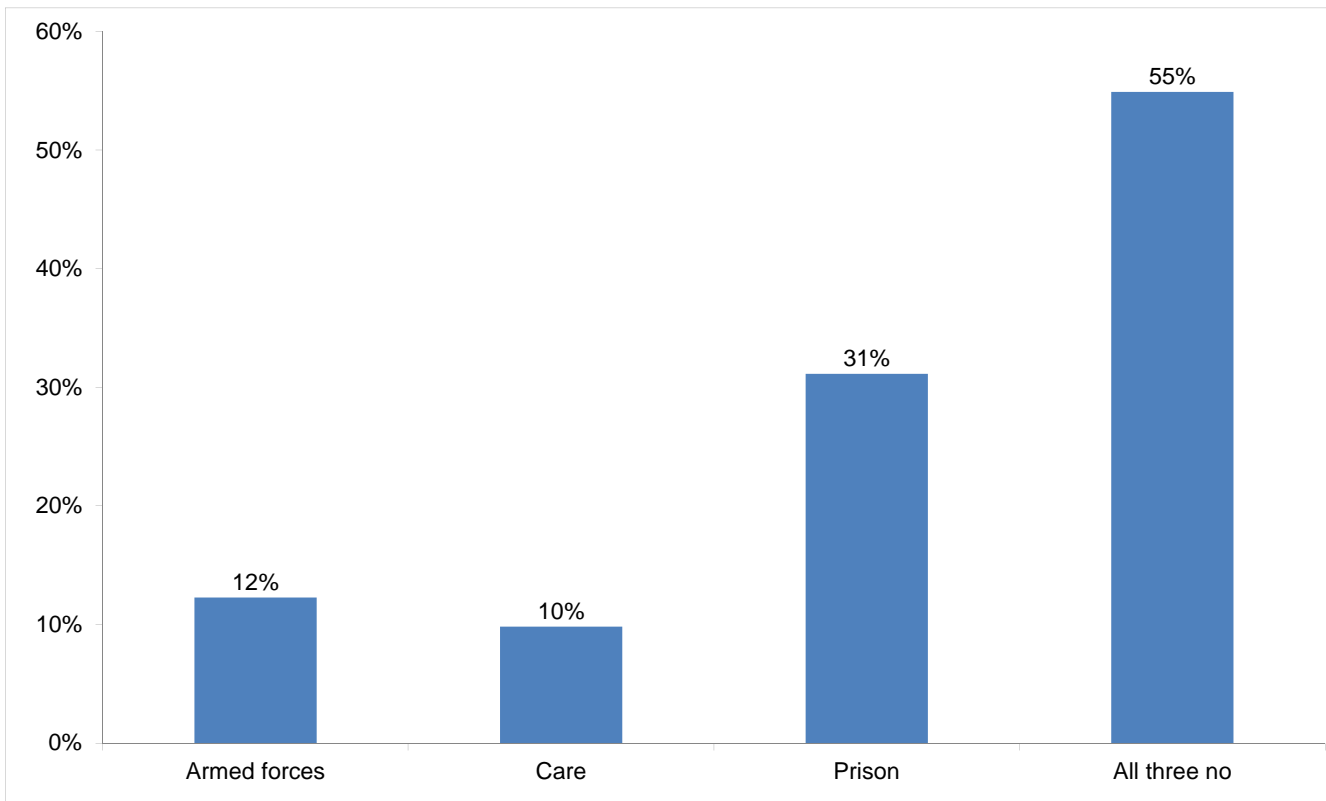


(15).

Support Needs	No. of people	%
Alcohol only	18	13%
Drugs only	8	6%
Mental health only	25	18%
Alcohol and drugs	6	4%
Alcohol and mental health	12	9%
Drugs and mental health	7	5%
Alcohol, drugs and mental health	17	12%
All three no	28	20%
All three not known or not assessed	15	11%
All three no, not known or not assessed	2	1%
Total	138	100%

11) Experience of armed forces, care and prison

People seen rough sleeping, by experience of the armed forces, care or prison



Base: 122 Note that the base figure for this graph excludes clients where all three institutional histories are not known.

Nationality	Number	% of people
UK	6	5%
Non-UK	9	7%
Total*	122	12%

*People rough sleeping in the period in Hammersmith and Fulham and who have been assessed for experience of armed forces, care or prison

12) Accommodation and reconnection events (Outreach)

Outreach accommodation (bookings and referrals) and reconnection events achieved in the year

Accommodation events

Accommodation type	Number	%
Bed & breakfast	4	17%
Hostel	7	29%
Temporary accommodation (other)	3	13%
Private rented sector - independent	9	38%
Sheltered housing	1	4%
Total	24	100%

Reconnection events

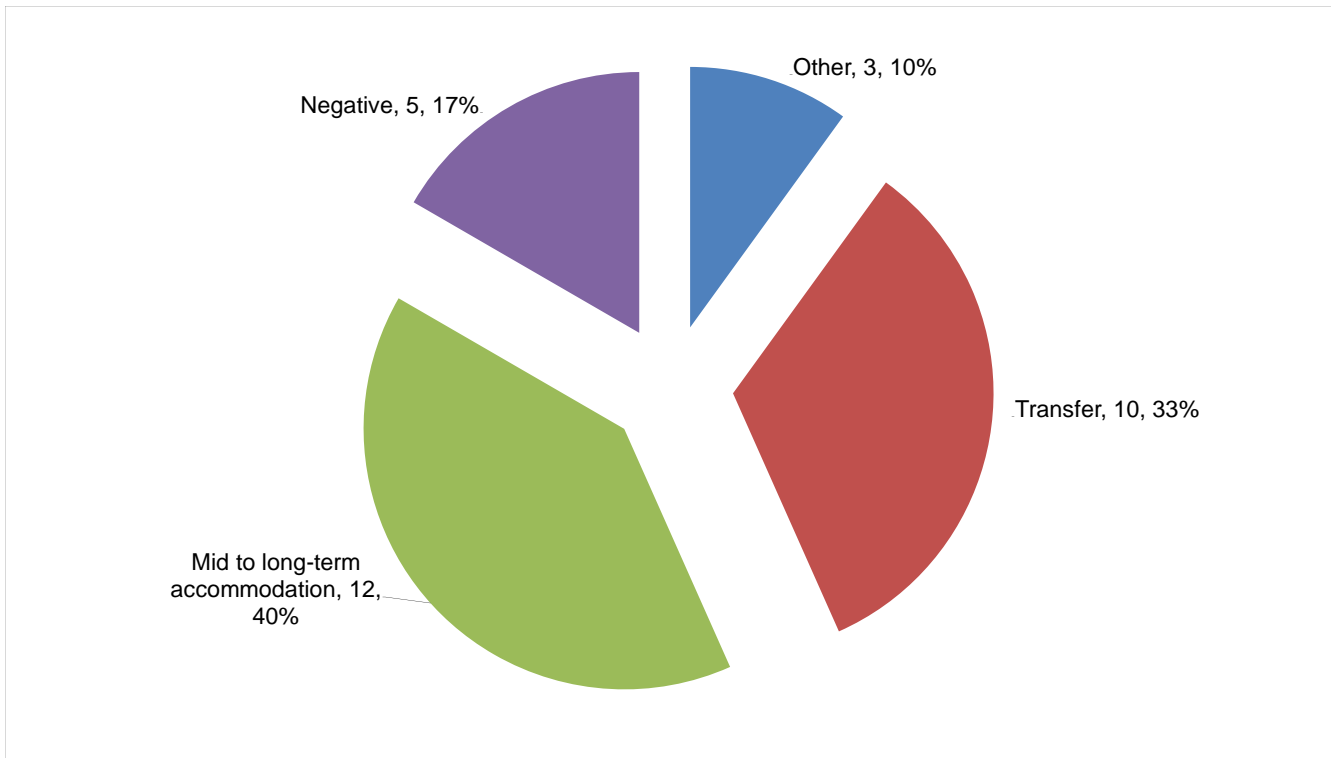
Outcomes	Number	%
Return to home area	1	50%
Move to area with friends/family	1	50%
Seeking work	0	0%
Move to area with appropriate services	0	0%
Other	0	0%
Reconnections total*	2	

*Each reconnection can have multiple outcomes associated with it. This means that the reconnections total is a unique count of the reconnections recorded by outreach teams in the year.

Temporary Accommodation: hostels, assessment centres, rolling shelters and second stage

13) Departures - destination on departure

Departures from hostels, categorised by where people went after leaving



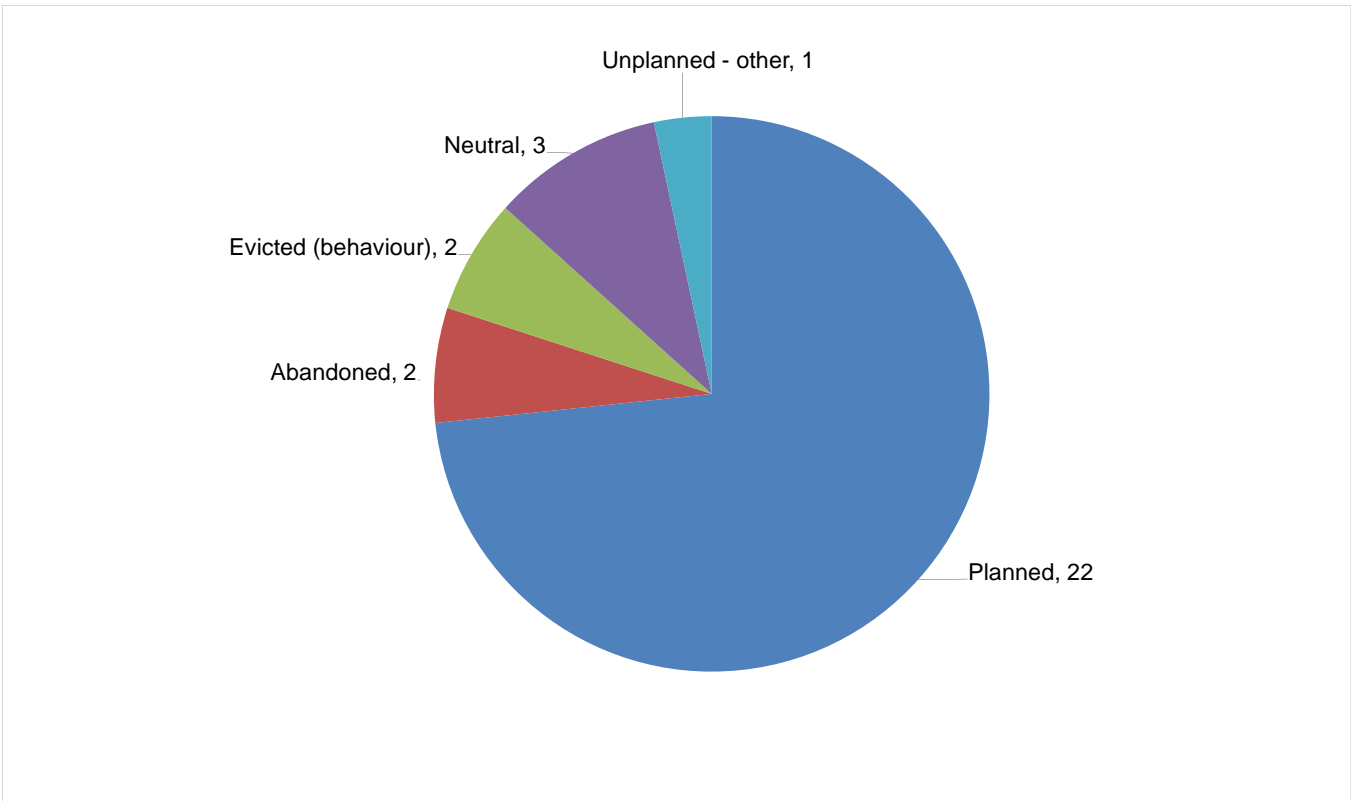
Base: 30

Destination categories on CHAIN	Chart category	Colour
Care home, Clearing House/RSI, home area, hospital - long term, LA tenancy (general needs), long-term accommodation, previous home, private rented sector - independent, private rented sector - supported, RSL tenancy (general needs), sheltered housing, supported housing	Mid to long-term accommodation	Green
Bed & breakfast, detox clinic, hostel, hostel - another organisation, hostel - within the organisation, rehab clinic, temporary accommodation, psychiatric hospital, hospital - NOT long term/acute care	Transfer	Red
Not known, sleeping rough/returned to streets, taken into custody	Negative	Purple
Died, outside London, staying with family, staying with friends	Other	Blue

Category	Number	%
Died	3	10%
Hospital - NOT long term/acute care	1	3%
Hostel - another organisation	2	7%
Hostel - within the organisation	7	23%
LA tenancy (general needs)	2	7%
Not known	4	13%
Private rented sector - independent	1	3%
Supported housing	9	30%
Taken into custody	1	3%
Total	30	100%

14) Departures - planned or unplanned

Departures by whether or not the departure was planned or unplanned



Base: 30