



# CHAIN Annual Report for Islington

1st April 2011  
to  
31st March 2012



# CHAIN Annual report for Islington 2011/12

## Contents

### Outreach Work

#### 1) Rough sleeping

People seen by outreach or building based (BBS) teams in the year - rough sleeping or contacted either on the streets or in services

#### 2) Rough sleeping (rolling) (flow, stock and returner)

People seen rough sleeping by outreach or building based (BBS) teams in the year by the flow, stock and returner model

#### 3) Rough sleeping volume (flow, stock and returner)

People seen rough sleeping by number of bedded down contacts during the year, by flow, stock and returner model

#### 4) Nationality of rough sleepers

People seen rough sleeping by outreach or BBS teams during the year by flow, stock and returner model.

#### 5) Accommodation and reconnection events (Outreach)

Outreach accommodation (bookings and referrals) and reconnection events achieved in the year by type of accommodation

### Hostels, assessment centres, rolling shelters and second stage accommodation

#### 6) Arrivals

Temporary accommodation arrivals by accommodation project and source of referral.

#### 7) Departures - destination on departure

Departure actions by destination on departure

#### 8) Departures - planned or unplanned

Departures by whether or not the departure was planned or unplanned

### Demographics

#### 9) Gender

People contacted by outreach or BBS teams and/or arriving in or departing from accommodation in the year by gender

#### 10) Age

People contacted by outreach or BBS teams and/or arriving in or departing from accommodation in the year by age

#### 11) Ethnicity

People contacted by outreach or BBS teams and/or arriving in or departing from accommodation in the year by ethnicity

### Support needs, institutional history and wider street population

#### 12) Support needs

People contacted by outreach or BBS teams and/or arriving in accommodation in the year by support needs

#### 13) Experience of armed forces, care and prison

People contacted by outreach or BBS teams and/or arriving in accommodation in the year by experience of the armed forces, care or prison

### Appendices

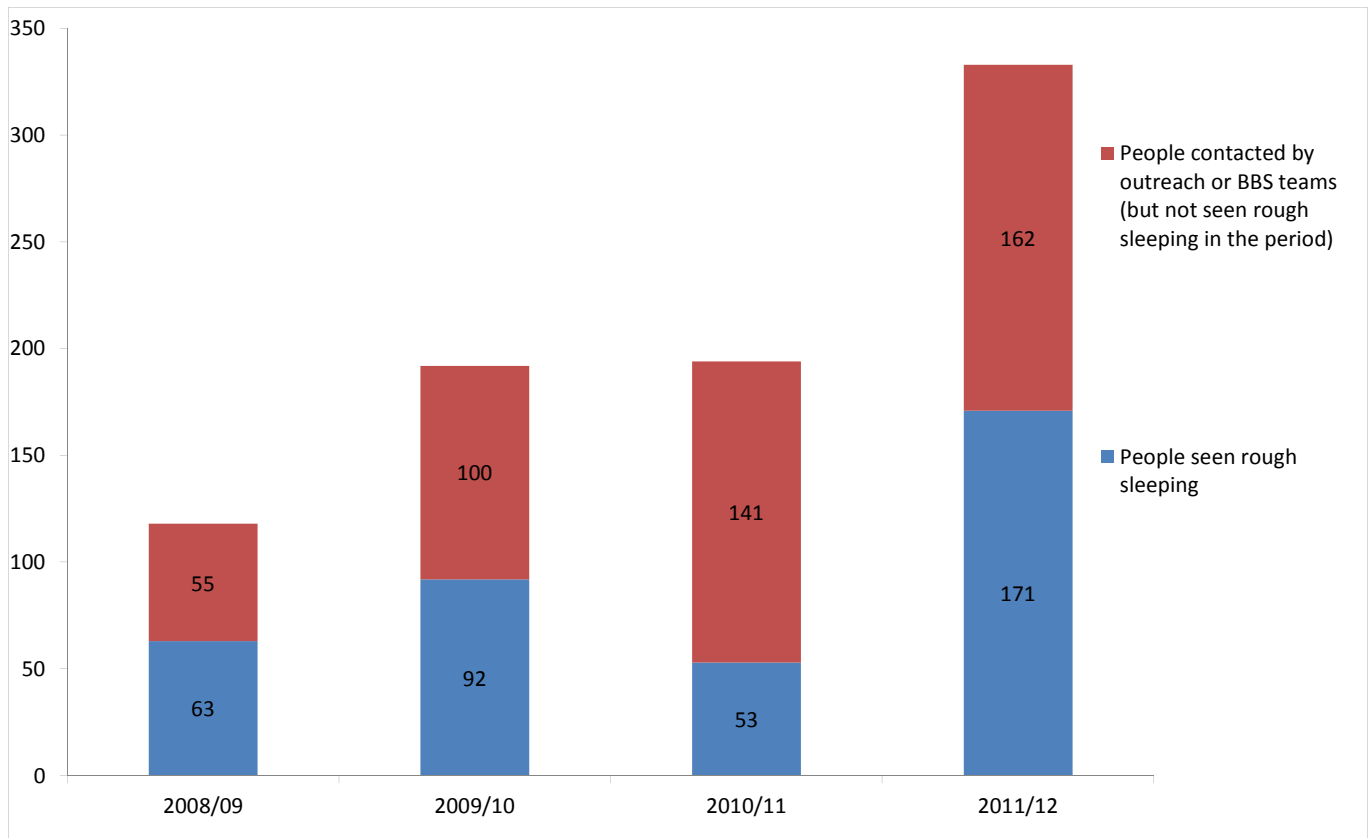
Arrivals and Departures broken down by project

# CHAIN Annual report for Islington

## Outreach Work

### 1) Rough sleeping

People seen by outreach or building based (BBS) teams in the year - rough sleeping or contacted either on the streets or in services



2008/09 base: 118  
2009/10 base: 192  
2010/11 base: 194  
2011/12 base: 333

333 verified rough sleepers were contacted by services in Islington during the year.

Of these 333, 171 had a bedded down street contact in the year and so were known to have slept rough in Islington during the year.

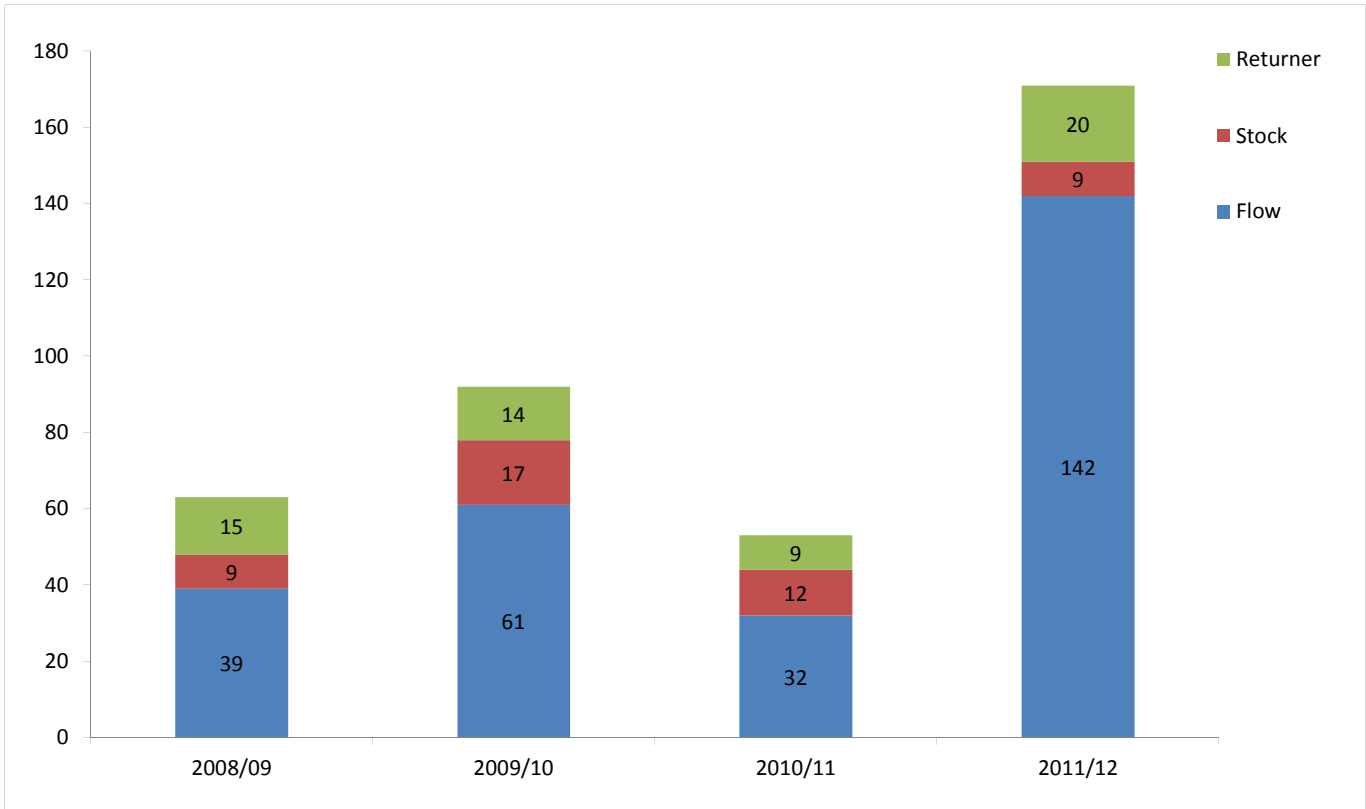
142 people were seen rough sleeping for the first time this year (flow).

## 2) Rough sleeping (rolling) (flow, stock and returner)

People seen rough sleeping by outreach or building based (BBS) teams in the year by the flow, stock and returner model

The flow, stock and returner model categorises people seen sleeping rough according to whether they have also been seen bedded down in previous periods:

<b>Flow</b>	People who have never been seen sleeping rough before
<b>Stock</b>	People who have also been seen bedded down between 1st April 2010 to 31st March 2011
<b>Returner</b>	People who were also seen sleeping rough at least over a year ago, but not between 1st April 2011 and 31st March 2012



2008/09 base:	63
2009/10 base:	92
2010/11 base:	53
2011/12 base:	171

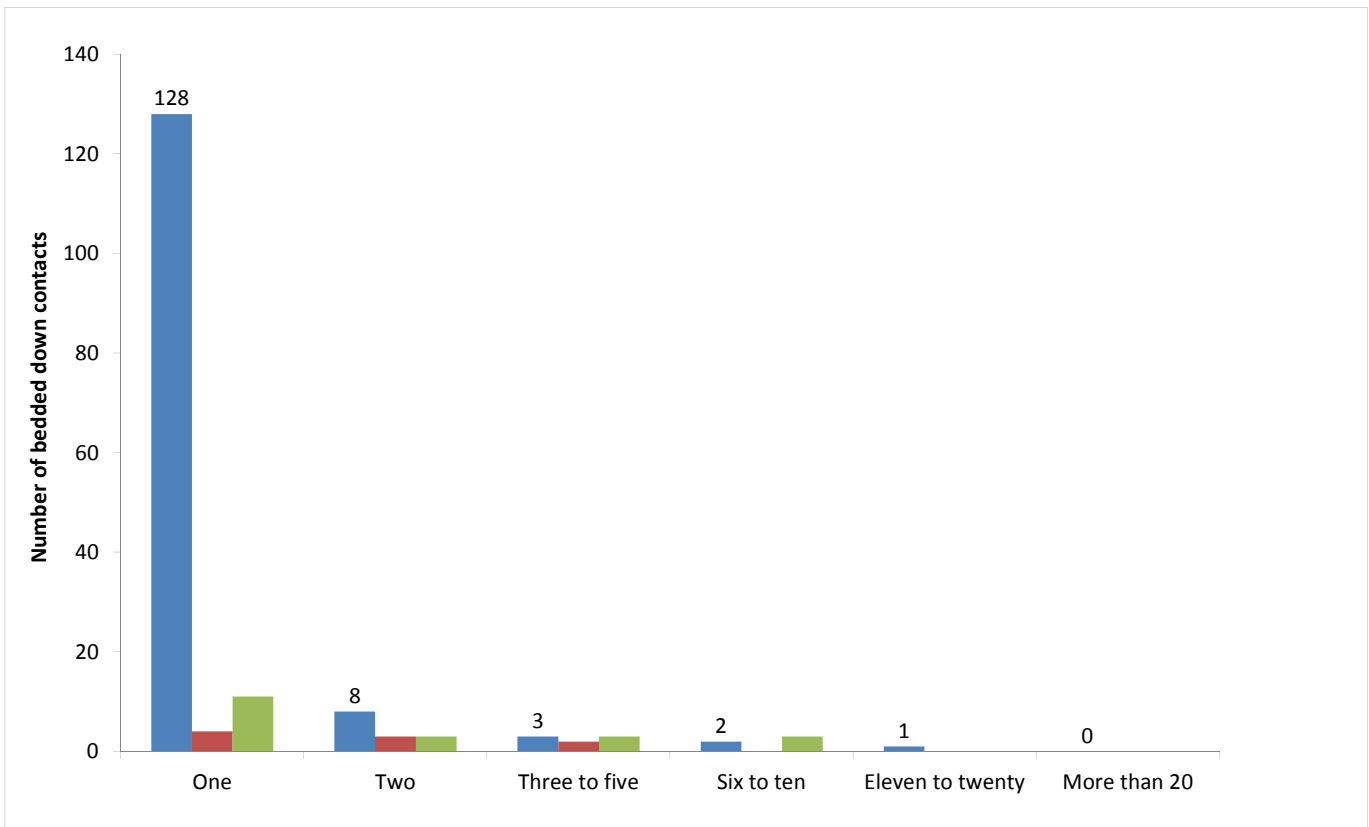
142 people rough sleeping were flow (new to the streets). This means they had not previously been contacted by any outreach or BBS team that reports to CHAIN and were verified as a rough sleeper this year.

9 people rough sleeping were stock. This means they had been contacted by an outreach or BBS team during this year in addition to the year preceding this period.

20 people seen rough sleeping were returners. This means they had been seen sleeping rough by outreach or BBS teams sometime before 1st April 2010, have not slept rough for at least a year, but have been seen sleeping rough this year.

### 3) Rough sleeping volume (flow, stock and returner)

People seen rough sleeping by number of bedded down contacts during the year, by flow, stock and returner model



Base (Flow): 142  
Base (Stock): 9  
Base (Returner): 20

Of the 171 people seen rough sleeping this year, 143 only had a single bedded down street contact.

#### 4) Nationality of rough sleepers

People seen rough sleeping by outreach or BBS teams during the year by flow, stock and returner model.

Nationality	Flow	Stock	Returner	TOTAL	%
UK	83	6	13	102	63%
Ireland (Republic of)	3		1	4	2%
Portugal	3			3	2%
Bulgaria					0%
Czech Republic	3			3	2%
Estonia					0%
Hungary					0%
Latvia	1			1	1%
Lithuania	2			2	1%
Poland	1			1	1%
Romania	3	1		4	2%
Slovenia					0%
Slovakia					0%
<b>European (CEE) sub-total</b>	<b>10</b>	<b>1</b>		<b>4</b>	<b>2%</b>
other Europe	18	1	1	20	12%
Eritrea	3		1	4	2%
Africa	14		1	15	9%
America	4			4	2%
Asia	6			6	4%
Australasia					0%
<i>Missing</i>		<i>1</i>	<i>3</i>	<i>4</i>	<i>2%</i>
<i>Not known</i>	<i>2</i>	<i>1</i>	<i>3</i>	<i>6</i>	<i>4%</i>
<b>Total</b>	<b>142</b>	<b>9</b>	<b>20</b>	<b>171</b>	
<b>Total**</b>				<b>161</b>	<b>100%</b>

\*\*The total excludes people whose nationality is not known or missing

## 5) Accommodation and reconnection events (Outreach)

Outreach accommodation (bookings and referrals) and reconnection events achieved in the year by type of accommodation

Accommodation type	2011-12	%	2010-11	%
Assessment centre	35	24%	10	6%
Bed & breakfast	19	13%	6	4%
Clinic/Detox/Rehab	4	3%	7	4%
Night Centre	0	0%	87	54%
Rolling shelter	28	19%	15	9%
Hostel	18	12%	9	6%
Other temporary	0	0%	0	0%
Second-stage accommodation	0	0%	7	4%
St Mungo's complex needs	2	1%	6	4%
St Mungo's semi-independent	1	1%	1	1%
Clearing House/RSI	0	0%	2	1%
LA tenancy (general needs)	3	2%	0	0%
Private rented sector	0	0%	0	0%
Private rented sector - independent	0	0%	0	0%
Private rented sector - with some floating support/support	0	0%	2	1%
RSL tenancy (general needs)	0	0%	0	0%
Sheltered housing	2	1%	0	0%
Supported housing	16	11%	5	3%
Other long-term accommodation	0	0%	2	1%
<b>Bookings into accommodation total</b>	<b>128</b>	<b>86%</b>	<b>159</b>	<b>99%</b>
Return to home area	18	12%	2	1%
Seeking work	0	0%	0	0%
Move to area for friends/family	1	1%	0	0%
Move to area with appropriate services	8	5%	2	1%
Other	0	0%	0	0%
<b>Reconnections total</b>	<b>20</b>	<b>14%</b>	<b>2</b>	<b>1%</b>
<b>TOTAL</b>	<b>148</b>	<b>100%</b>	<b>161</b>	<b>100%</b>

Outreach and BBS teams across Islington succeeded in reconnecting or booking into accommodation 88 people, 26% of the 333 people contacted during the year.

74 people had a total of 128 booking in events. This indicates that individuals can be booked into accommodation (the same type or different) more than once in the year.

19 people were booked into long-term accommodation.

16 people were booked into hostel accommodation.

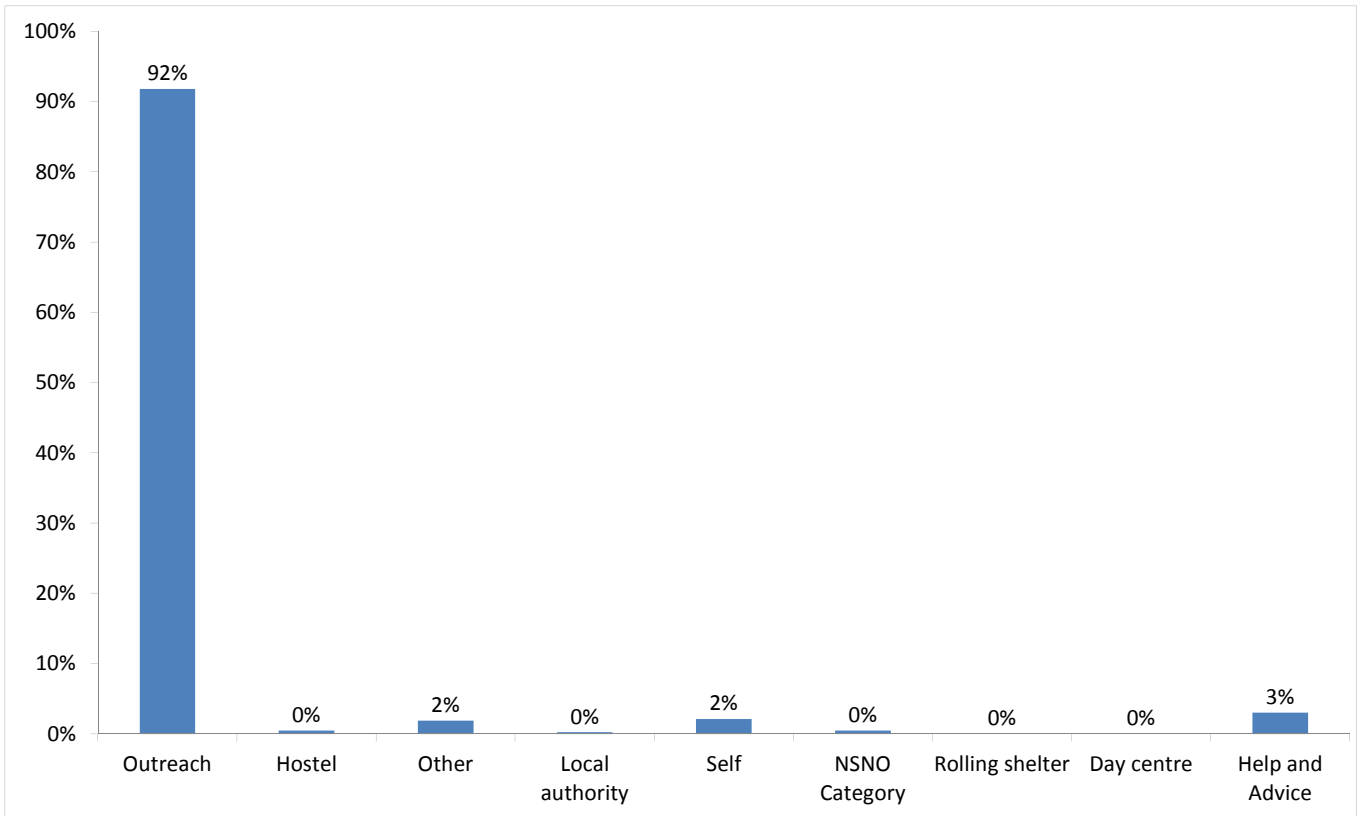
Outreach and BBS teams across Islington achieved a confirmed reconnection with 18 people they contacted this year. This is 5% of the people contacted by outreach or BBS teams this year.

20 confirmed reconnection events were recorded by outreach and BBS teams for verified rough sleepers this year. There were no such actions for the wider street population (people not seen sleeping rough).

## Temporary Accommodation: hostels, assessment centres, rolling shelters and second stage

### 6) Arrivals

Temporary accommodation arrivals by accommodation project and source of referral.



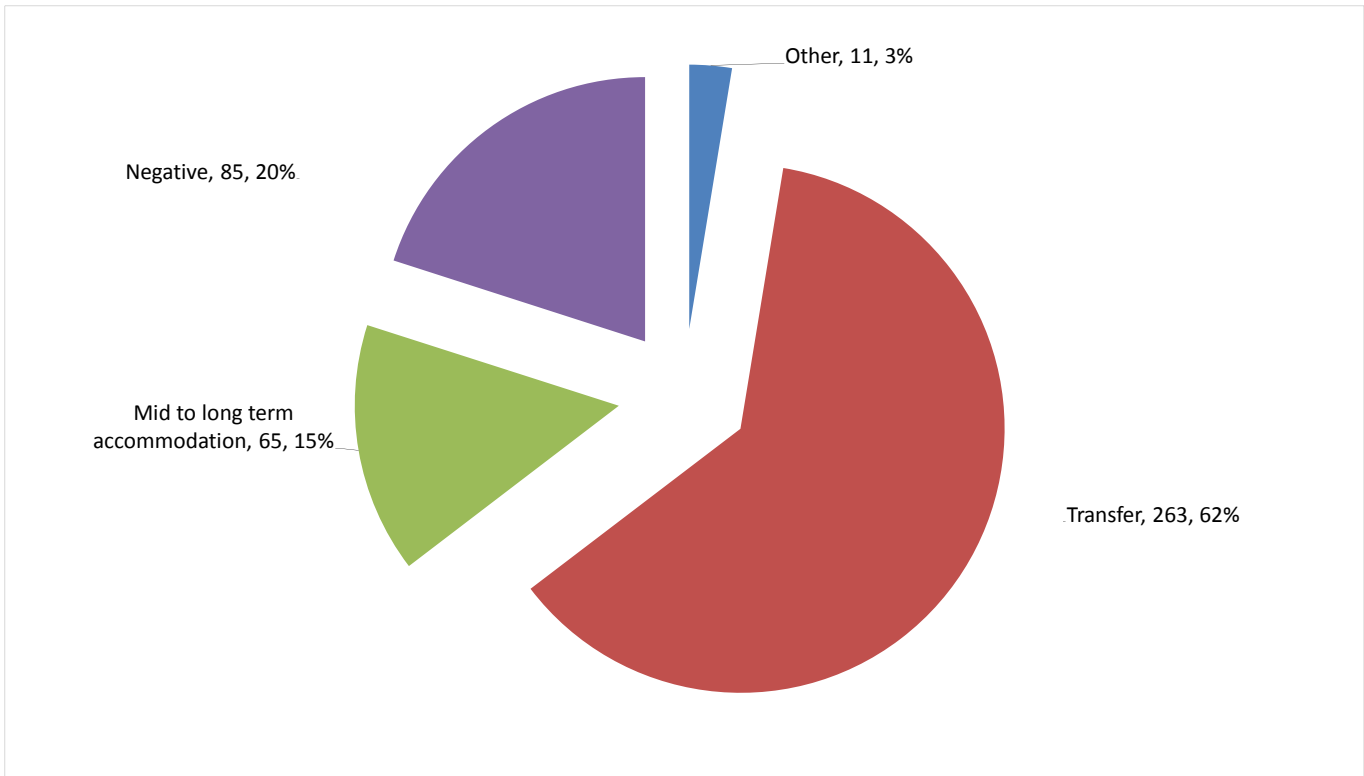
Base: 427

397 people arrived at accommodation in Islington this year. These 397 people had 427 arrival actions. This indicates that an individual can arrive more than once (at the same accommodation project or different) in a period.



## 7) Departures - destination on departure

Departure actions by destination on departure



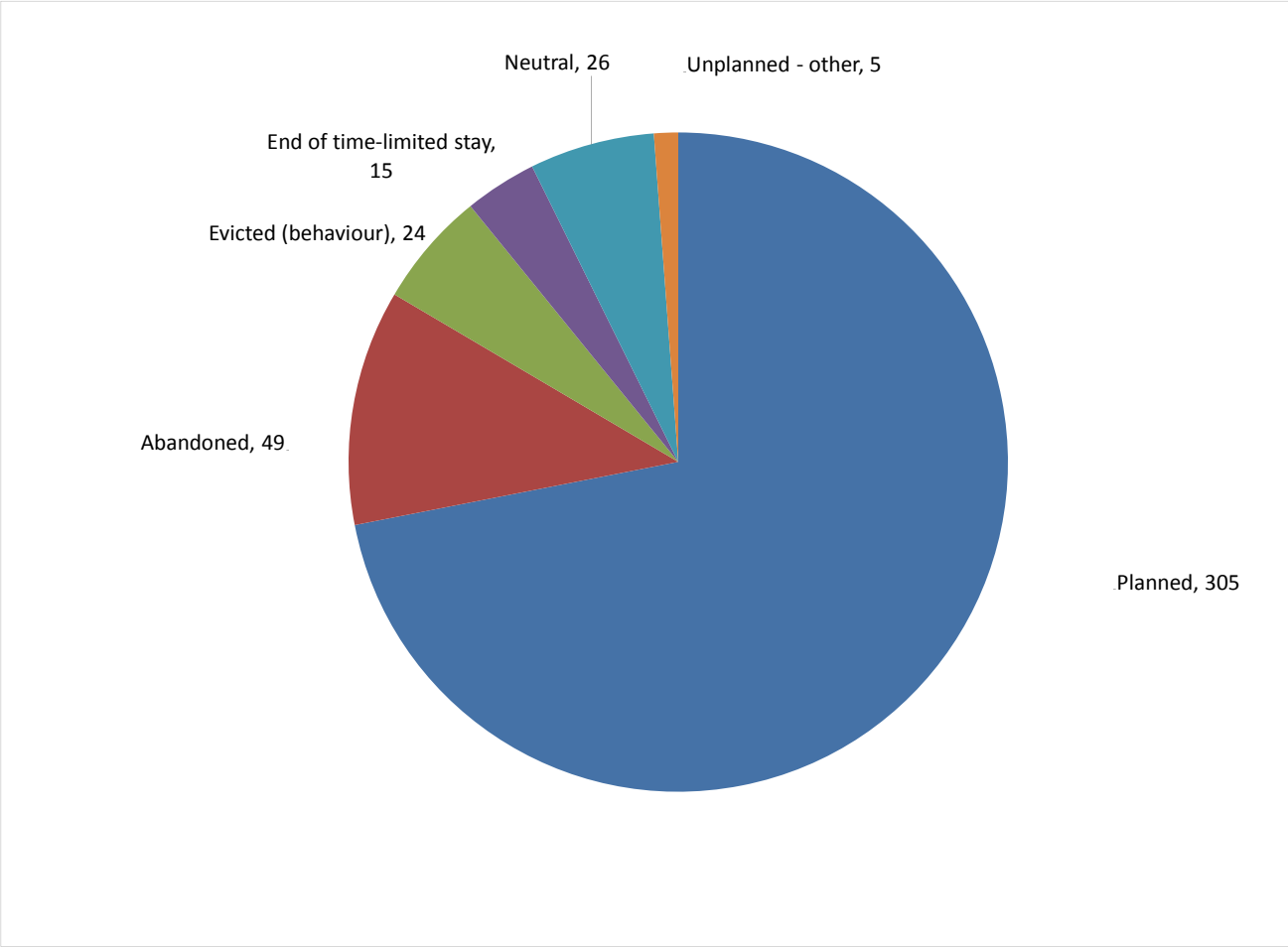
Destination categories on CHAIN	Chart category	Colour
Care home, Clearing House/RSI, Home area, Hospital - long term, LA tenancy (general needs), Long-term accommodation, Previous home, Private rented sector - independent, Private rented sector - supported, RSL tenancy (general needs), Sheltered Housing, Supported Housing	Mid to long term accommodation	
Bed & Breakfast, Detox clinic, Hostel, Hostel - another organisation, Hostel - within the organisation, Rehab clinic, Temporary accommodation, Psychiatric hospital, Hospital - NOT long term/acute care	Transfer	
Not known, Sleeping rough/returned to streets, Taken into custody	Negative	
Died, Outside London, Staying with family, Staying with friends	Other	

<b>Destination on departure from temporary accommodation</b>	<b>Number</b>	<b>%</b>
Bed & Breakfast	26	6%
Clearing House/RSI	4	1%
Detox clinic	4	1%
Hospital - long term	1	0%
Hospital - NOT long term/acute care	2	0%
Hostel - another organisation	152	36%
Hostel - within the organisation	39	9%
LA tenancy (general needs)	6	1%
Night Shelter	27	6%
Not known	67	16%
Private rented sector - independent	22	5%
Private rented sector - with some floating support/support	4	1%
Psychiatric hospital	1	0%
Rehab clinic	5	1%
Returned to home country (EEA)	1	0%
RSL tenancy (general needs)	5	1%
Sleeping rough/Returned to streets	9	2%
Staying with family	4	1%
Staying with friends	7	2%
Supported Housing	22	5%
Taken into custody	9	2%
Temporary accommodation (LA)	7	2%
<b>Total</b>	<b>424</b>	<b>100%</b>

397 people departed from accommodation in Islington this year. These 397 people had 424 departure actions. This indicates that an individual can depart from more than once (at the same accommodation project or different) in a period.

**8) Departures - planned or unplanned**

Departures by whether or not the departure was planned or unplanned

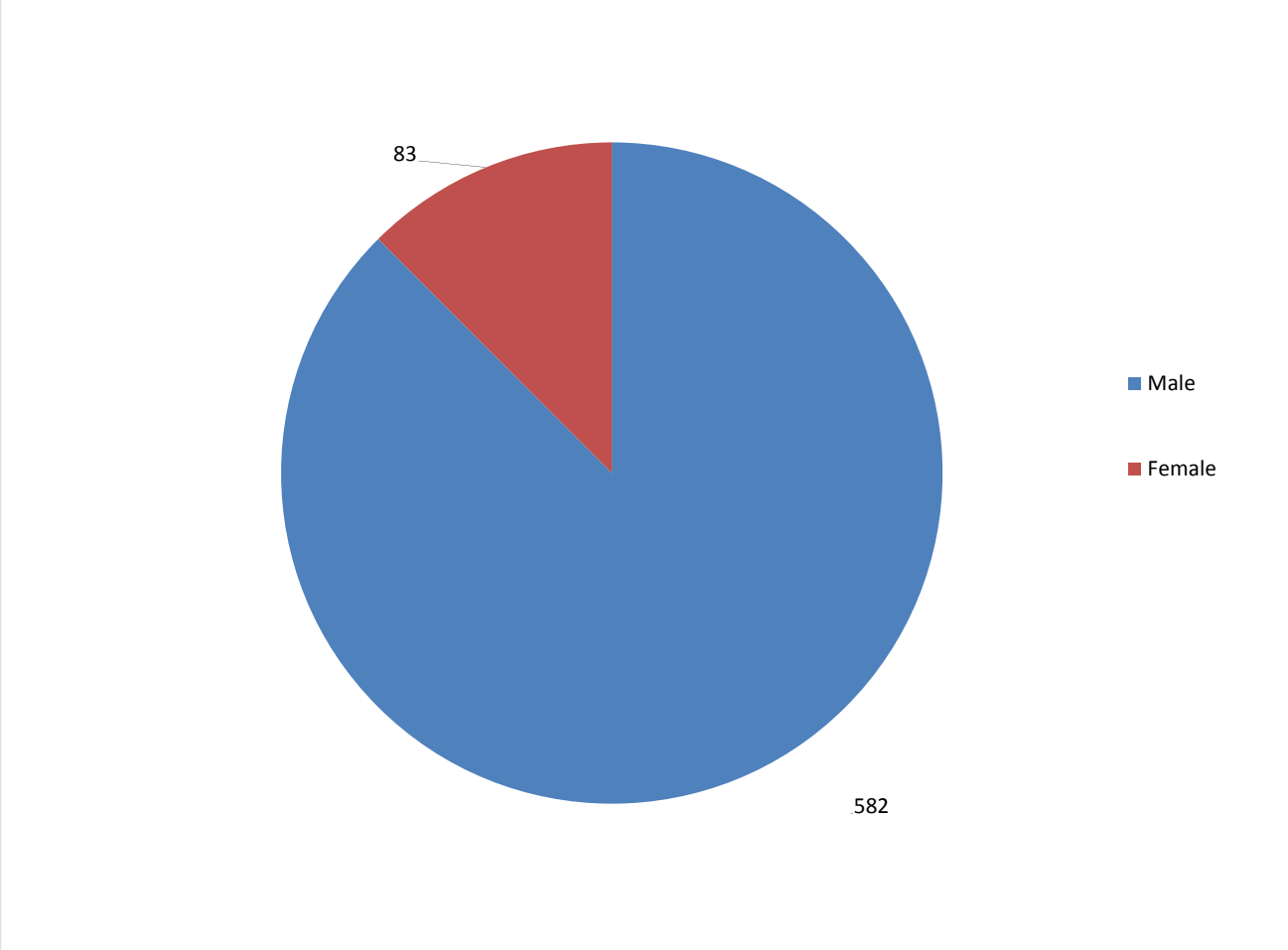


Base: 424

# Demographics

## 9) Gender

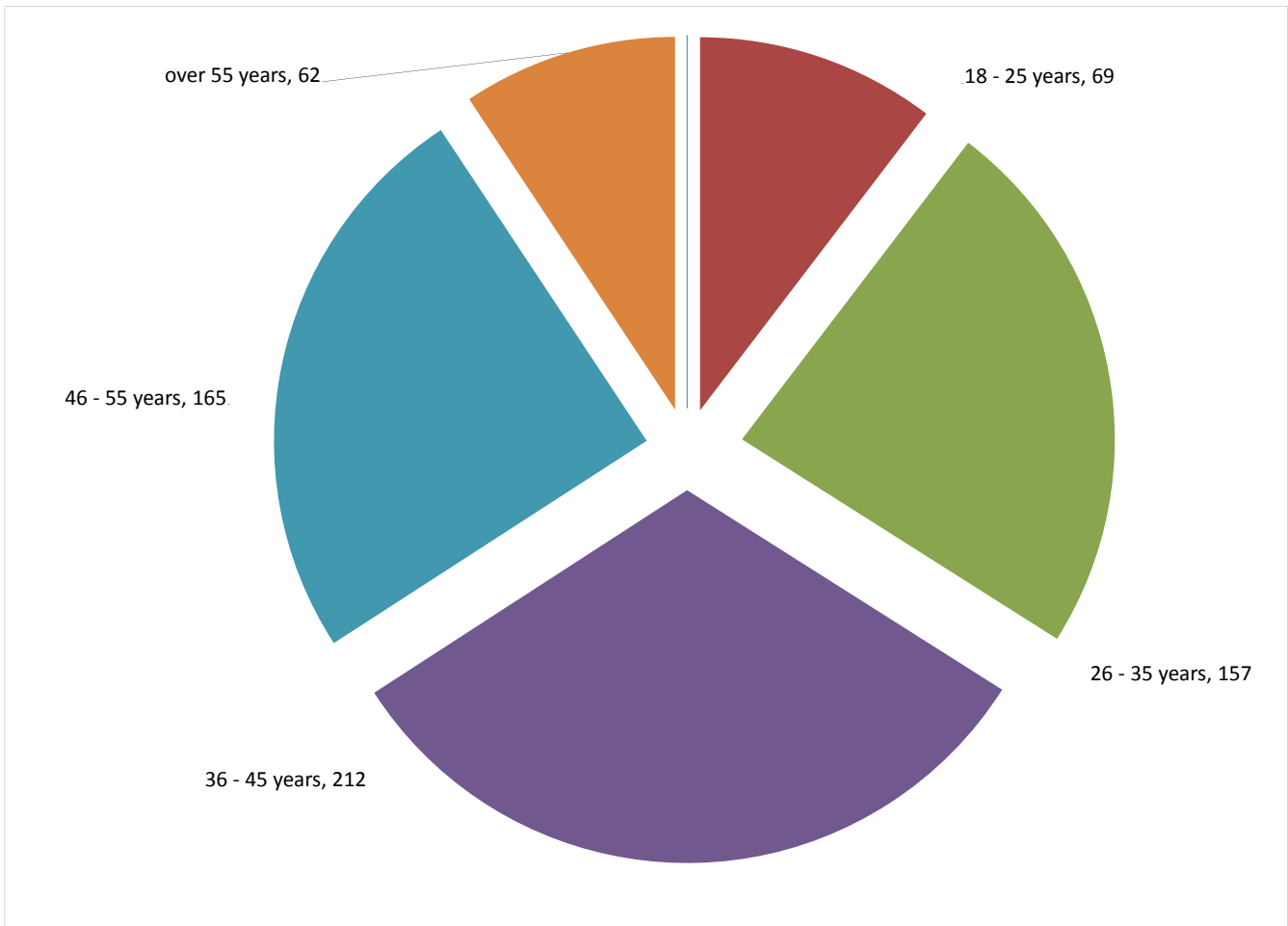
People contacted by outreach or BBS teams and/or arriving in or departing from accommodation in the year by gender



Base: 665

## 10) Age

People contacted by outreach or BBS teams and/or arriving in or departing from accommodation in the year by age



Base: 665

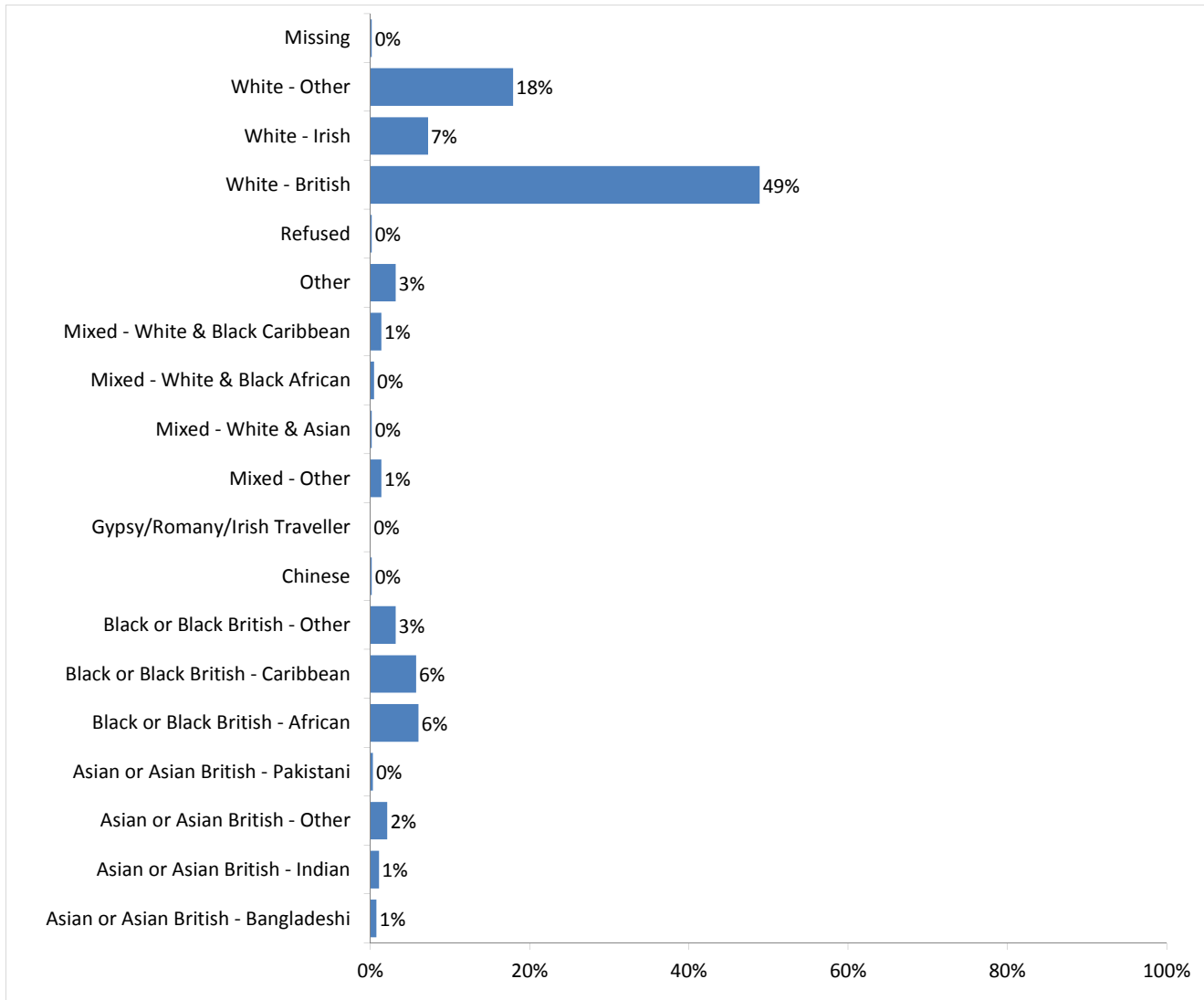
55% of people contacted in Islington this year were aged 26-45.

10% of people contacted were aged 25 years or under, none of which were aged under 18 years.

9% were aged over 55 years.

## 11) Ethnicity

People contacted by outreach or BBS teams and/or arriving in or departing from accommodation in the year by ethnicity



Base: 665

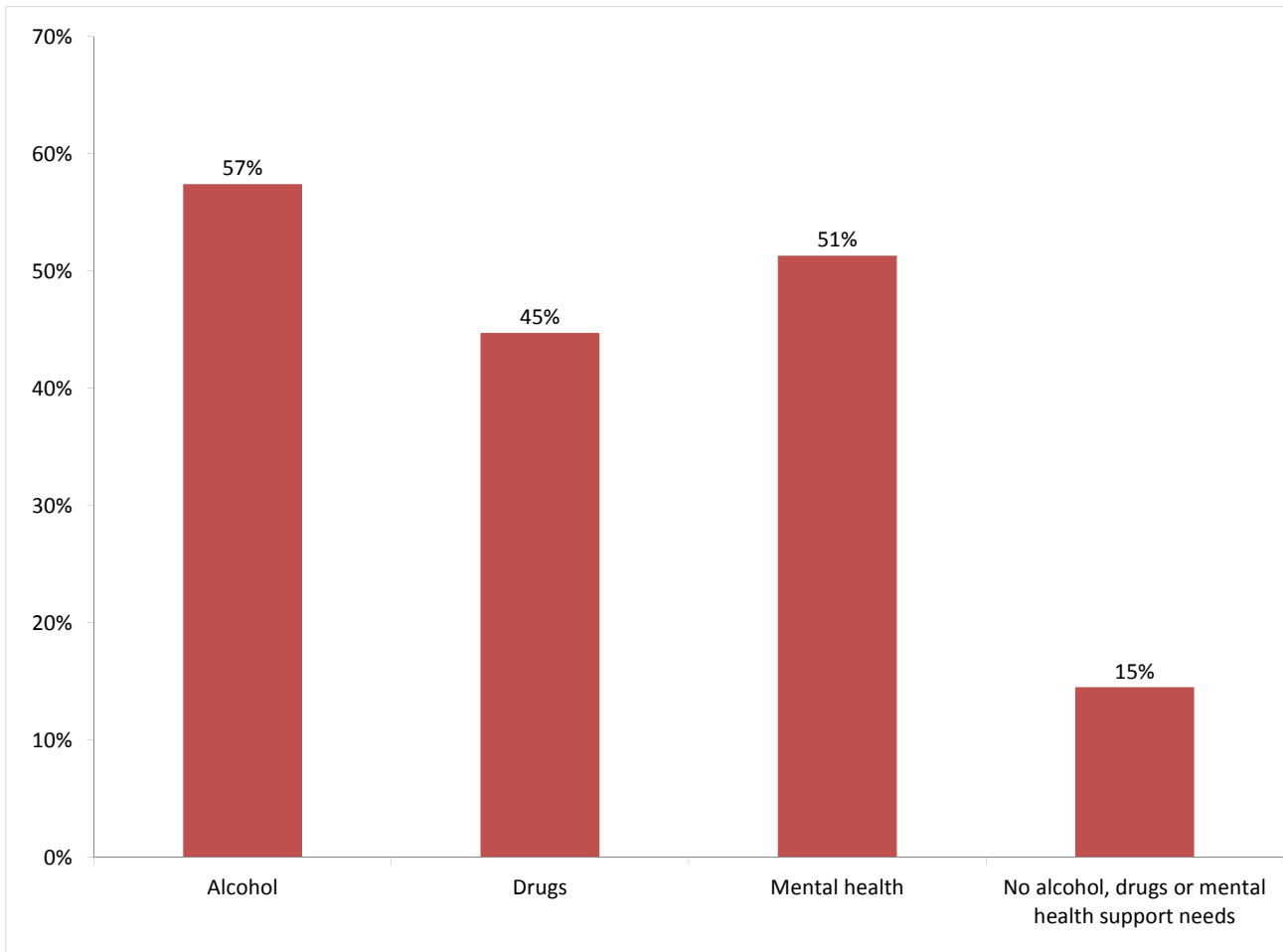
The majority of people contacted in Islington in 2011-12 are white (74%), most of whom are white British.

15% of people contacted are black and 4% are Asian.

## Client Support Needs/Institutional History

### 12) Support needs

People contacted by outreach or BBS teams and/or arriving in accommodation in the year by support needs

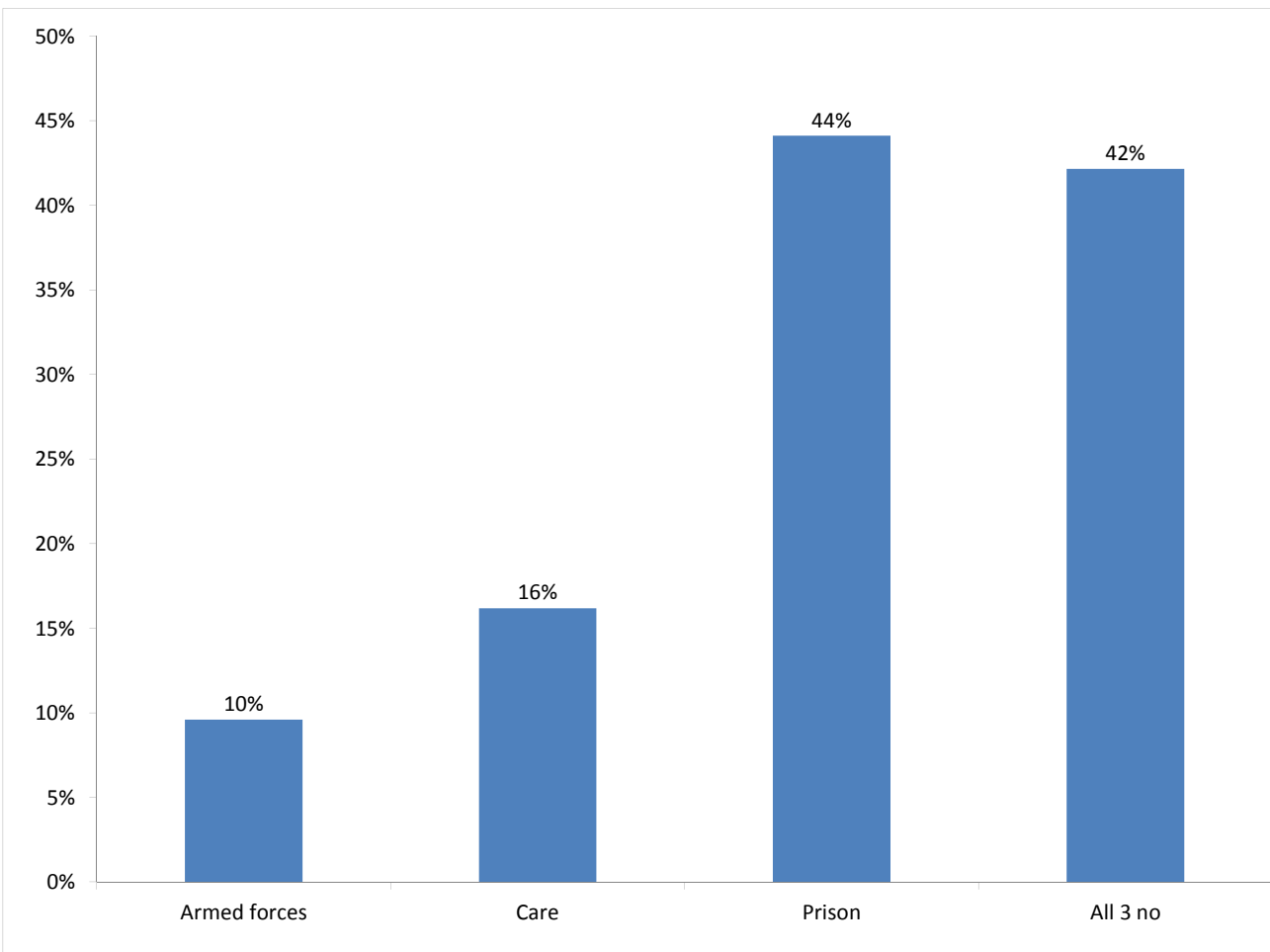


Base: 606 Note that the base figure for this graph excludes clients where all 3 support needs are not known or not recorded (59).

Support Needs	No. of people	%
Alcohol only	82	12%
Drugs only	37	6%
Mental health only	76	11%
Alcohol and drugs	77	12%
Alcohol and mental health	78	12%
Drugs and mental health	46	7%
Alcohol, drugs and mental health	111	17%
All 3 no	88	13%
All 3 not known or not assessed	59	9%
All 3 no, not known or not assessed	11	2%
<b>Total</b>	<b>665</b>	<b>100%</b>

### 13) Experience of armed forces, care and prison

People contacted by outreach or BBS teams and/or arriving in accommodation in the year by experience of the armed forces, care or prison



Base: 562 Note that the base figure for this graph excludes clients where all 3 institutional histories are not known.

54 people contacted in Islington this year have previously been in the armed forces.

Nationality	Number	% of people seen rough sleeping
UK	7	4%
Non-UK	6	4%
<b>Total</b>	<b>13</b>	<b>8%</b>

91 people contacted in Islington this year have previously been in care.

248 people contacted in Islington this year have previously been in prison.

It is possible for someone contacted to have previous experience of more than one institution and so be included in more than one of the above figures. 58 people contacted in the year have been in care and prison.



## Appendices

### Arrivals by source of referral

<div style="display: flex; align-items: center;"> <div style="text-align: right; padding-right: 10px;"> <b>Source of referral</b>  </div> <div style="text-align: left;"> <b>Accommodation</b>  </div> </div>	BBS - CSTM	CSTM - Advice & Housing	BBS - Passage	Passage BBS and Day Centre	Westminster SSHU - Passage	BBS - St Mungo's	Westminster Compass	CHC Brent Outreach	City Rough Sleepers Team	City Personal Budgets	CRI - Camden	Heathrow Airport Outreach	Lambeth SORT	Southwark SPOT	Tower Hamlets SORT	London Street Rescue	Pilion Islington Outreach	NSNO Assessment Hub - North	St Mungo's internal transfer	GP/Hospital/Health authority	Local authority	Self	Other (Specify in other referral source)	<b>Total</b>
St Mungo's - Margery Street	43	13	38	4	1	50	16	9	33	2	9	16	12	30	14	85	26	2	1				2	<b>406</b>
Cranstoun Drug Services - City Road														2						1		9	3	<b>15</b>
St Mungo's - Barnsbury Road																			1					<b>1</b>
St Mungo's - Tollington Road																							1	<b>1</b>
St Mungo's - Tufnell Park Road (153-155)																	1							<b>1</b>
St Mungo's - Wharton Street																	1				1		1	<b>3</b>
<b>Total</b>	<b>43</b>	<b>13</b>	<b>38</b>	<b>4</b>	<b>1</b>	<b>50</b>	<b>16</b>	<b>9</b>	<b>33</b>	<b>2</b>	<b>9</b>	<b>16</b>	<b>12</b>	<b>32</b>	<b>14</b>	<b>85</b>	<b>28</b>	<b>2</b>	<b>2</b>	<b>1</b>	<b>1</b>	<b>9</b>	<b>7</b>	<b>427</b>

## Departures by destination on departure

Destination Accommodation	Bed & Breakfast	Clearing House/RSI	Detox clinic	Hospital - long term	long term/acute care	Hostel - another organisation	Hostel - within the organisation	LA tenancy (general needs)	Night Shelter	Not known	sector - independent	sector - with some floating	Psychiatric hospital	Rehab clinic	Returned to home country (EEA)	RSL tenancy (general needs)	rough/Returned to streets	Staying with family	Staying with friends	Supported Housing	Taken into custody	accommodation (LA)	Total
St Mungo's - Margery Street	26	4	4	1	2	150	36	6	27	59	22	4	1		1		9	2	7	22	8	7	<b>398</b>
Cranstoun Drug Services - City Road						2				8				5				2					<b>17</b>
St Mungo's - Court Gardens							1														1		<b>2</b>
St Mungo's - Rosebery Avenue																4							<b>4</b>
St Mungo's - Tufnell Park Road							1																<b>1</b>
St Mungo's - Wharton Street							1								1								<b>2</b>
<b>Total</b>	<b>26</b>	<b>4</b>	<b>4</b>	<b>1</b>	<b>2</b>	<b>152</b>	<b>39</b>	<b>6</b>	<b>27</b>	<b>67</b>	<b>22</b>	<b>4</b>	<b>1</b>	<b>5</b>	<b>1</b>	<b>5</b>	<b>9</b>	<b>4</b>	<b>7</b>	<b>22</b>	<b>9</b>	<b>7</b>	<b>424</b>

### Departures by reason for leaving

<b>Planned/Unplanned</b> <b>Accommodation</b>	Planned	Abandoned Evicted (behaviour)	End of time- limited stay	Neutral	Unplanned - other	<b>Total</b>	
St Mungo's - Margery Street	289	41	23	14	26	5	<b>398</b>
Cranstoun Drug Services - City Road	8	8		1			<b>17</b>
St Mungo's - Court Gardens	1		1				<b>2</b>
St Mungo's - Rosebery Avenue	4						<b>4</b>
St Mungo's - Tufnell Park Road	1						<b>1</b>
St Mungo's - Wharton Street	2						<b>2</b>
<b>Total</b>	<b>305</b>	<b>49</b>	<b>24</b>	<b>15</b>	<b>26</b>	<b>5</b>	<b>424</b>