

CHAIN Annual Report



ISLINGTON

1st April 2012 - 31st March 2013



BROADWAY

STREET TO HOME

020 7710 0550

info@broadwaylondon.org

www.broadwaylondon.org

[@Broadwaycharity](https://www.facebook.com/Broadwaycharity) [f Broadwaycharity](https://www.facebook.com/Broadwaycharity)

Registered charity no. 274403

CHAIN annual report for Islington 2012/13

Contents

Outreach Work

1) Rough sleeping

People seen sleeping rough by outreach teams in the year

2) Rough sleeping (rolling) (flow, stock and returner)

People seen rough sleeping by outreach teams in the year by the flow, stock and returner model

3) Rough sleeping volume (flow, stock and returner)

People seen rough sleeping by number of bedded down contacts during the year, by flow, stock and returner model

4) Number of times seen rough sleeping

People seen sleeping rough by number of contacts in the year

5) New rough sleepers (flow) - last settled base and reason for leaving

People seen rough sleeping by outreach teams for the first time by their last settled base and reason for leaving

Demographics

6) Nationality of rough sleepers

People seen rough sleeping by outreach teams during the year by flow, stock and returner model.

7) Gender

People seen rough sleeping in the year, by gender

8) Age

People seen rough sleeping in the year, by age

9) Ethnicity

People seen rough sleeping in the year, by ethnicity

Support needs, experience of armed forces, care or prison

10) Support needs

People seen sleeping rough in the year, by support needs

11) Experience of armed forces, care and prison

People seen rough sleeping, by experience of the armed forces, care or prison

Accommodation and move-on

12) Accommodation and reconnection events (Outreach)

Outreach accommodation (bookings and referrals) and reconnection events achieved in the year

Hostels, assessment centres, rolling shelters and second stage accommodation

13) Departures - destination on departure

Departures from hostels, categorised by where people went after leaving

14) Departures - planned or unplanned

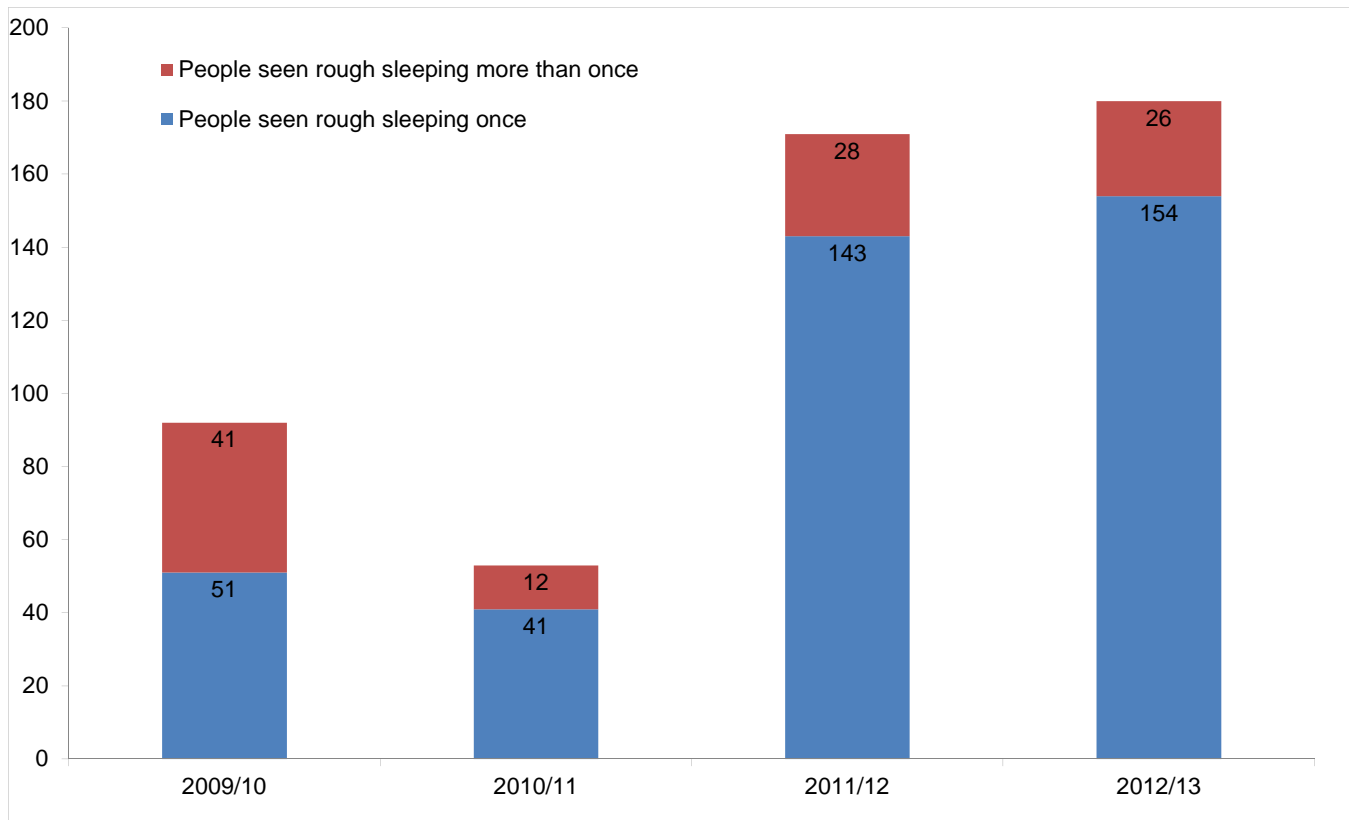
Departures by whether or not the departure was planned or unplanned

CHAIN annual report for Islington

Outreach work

1) Rough sleeping

People seen sleeping rough by outreach teams in the year



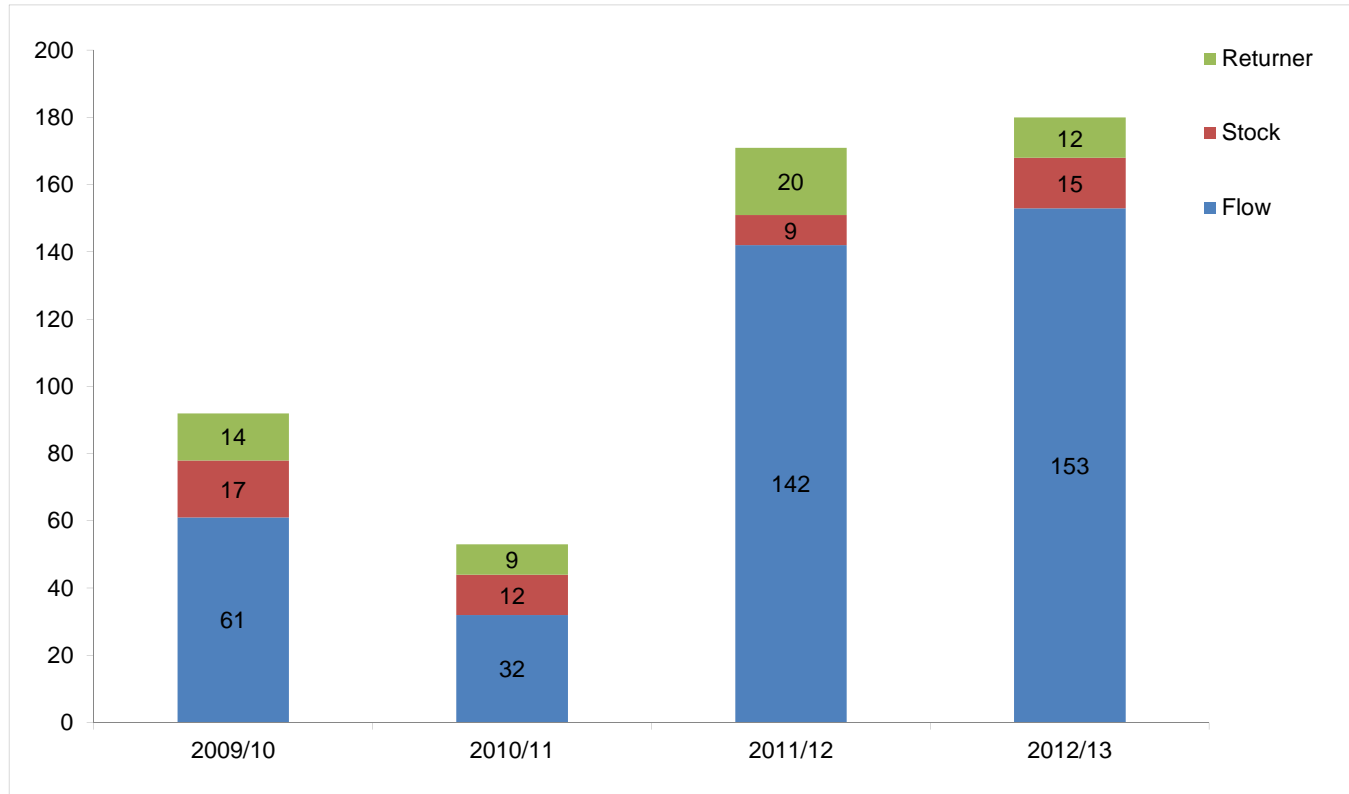
2009/10 base: 92
2010/11 base: 53
2011/12 base: 171
2012/13 base: 180

2) Rough sleeping (rolling) (flow, stock and returner)

People seen rough sleeping by outreach teams in the year by the flow, stock and returner model

The flow, stock and returner model categorises people seen sleeping rough according to whether they have also been seen bedded down in previous periods:

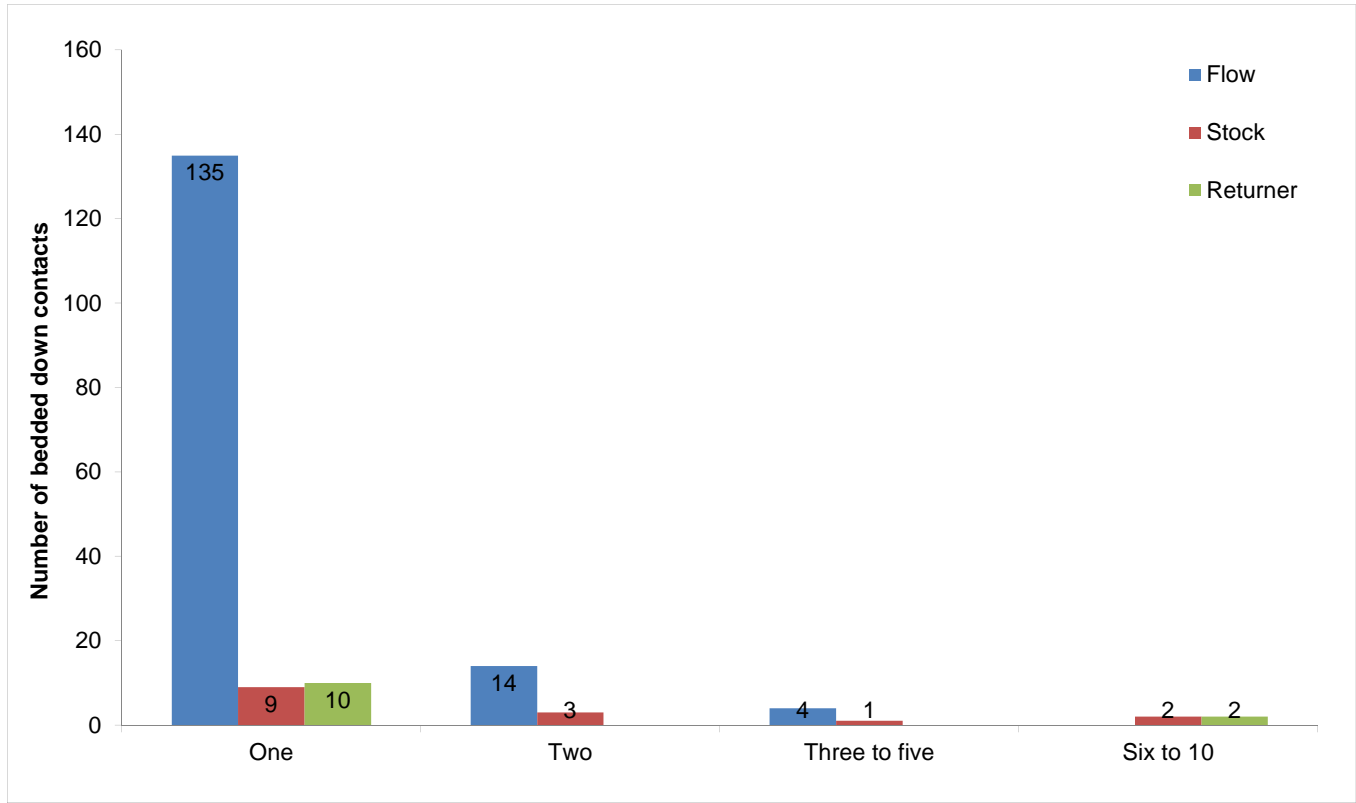
Flow	People who have never been seen sleeping rough before
Stock	People who were seen sleeping rough in 2012/13 and also in 2011/12 (i.e. those seen across a minimum of two consecutive years).
Returner	People who were also seen sleeping rough over a year ago but were not seen sleeping rough in 2011/12 (i.e. those who have had a gap in their rough sleeping histories).



2009/10 base:	92
2010/11 base:	53
2011/12 base:	171
2012/13 base:	180

3) Rough sleeping volume (flow, stock and returner)

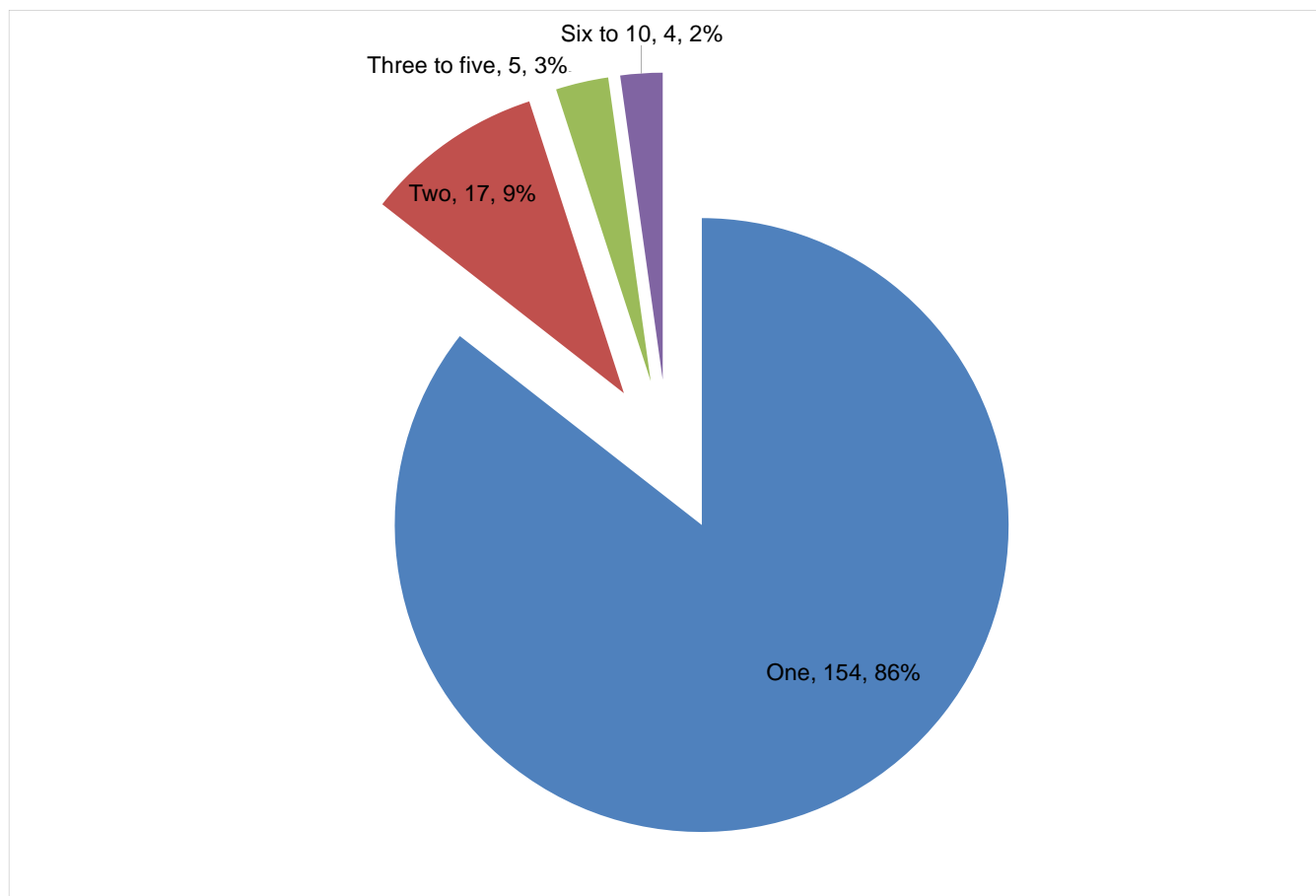
People seen rough sleeping by number of bedded down contacts during the year, by flow, stock and returner model



Base (Flow): 153
Base (Stock): 15
Base (Returner): 12

4) Number of times seen rough sleeping

People seen sleeping rough by number of contacts in the year



Base: 180

5) New rough sleepers (flow) - last settled base and reason for leaving

People seen rough sleeping by outreach teams for the first time by their last settled base and reason for leaving

Last settled base	Number	%*
Asylum support accommodation	1	1%
Family home	34	30%
Hospital	2	2%
Hostel	3	3%
LA accommodation	13	11%
Owner occupied	1	1%
Prison	6	5%
Private rented accommodation	33	29%
Squat	2	2%
Staying with friends	14	12%
Temporary accommodation (LA)	4	4%
Tied accommodation	1	1%
<i>Not known</i>	39	
Total (excluding not known)	114	100%
Grand total	153	

Reason for leaving last settled base	Number	%*
Asked to leave	3	3%
Bereavement	2	2%
End of stay - asylum accommodation	1	1%
Evicted	23	23%
Evicted - arrears	5	5%
Evicted - given non priority decision	1	1%
Evicted - other	1	1%
Financial problems - housing benefit	1	1%
Financial problems - loss of job	1	1%
Harrasment/abuse/violence - other	3	3%
Left hospital	1	1%
Left prison	4	4%
Other	3	3%
Relationship breakdown	27	27%
Relationship breakdown - left due to accusation of domestic violence	2	2%
Relationship breakdown - violence from partner or associated person	8	8%
Repossessed	1	1%
Seeking work	10	10%
Seeking work - from outside UK	2	2%
To move nearer a community	1	1%
<i>Not known</i>	53	
Total (excluding not known)	100	100%
Grand total	153	

*The total excluding not known is used as the base for the percentages.

Demographics

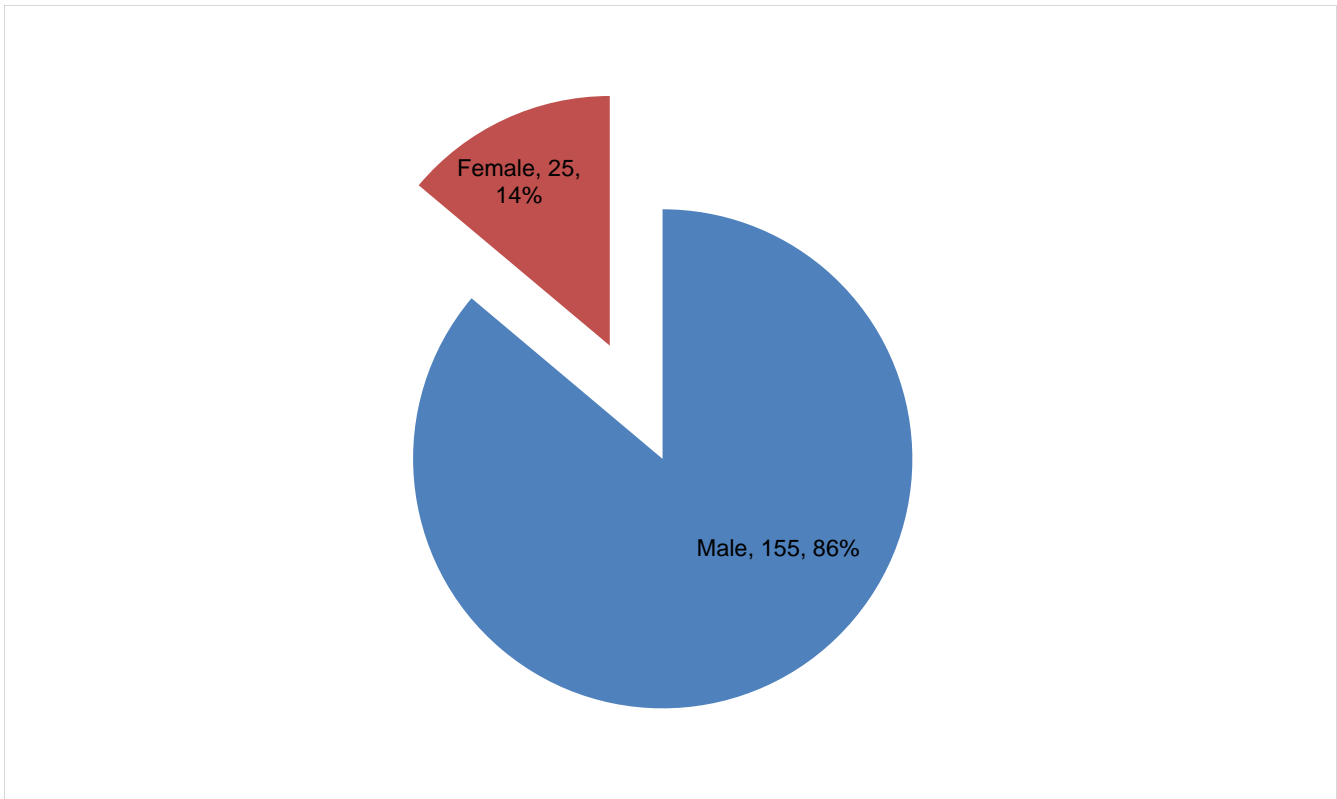
6) Nationality of rough sleepers

People seen rough sleeping by outreach teams during the year by flow, stock and returner model.

Nationality	Flow	Stock	Returner	TOTAL	%
UK	96	11	5	112	63%
Ireland (Republic of)	8		2	10	6%
Central and East European	10		2	12	7%
Other Europe	15	3	0	18	10%
Africa	17	1	1	19	11%
Americas	4		1	5	3%
Asia	3			3	2%
<i>Missing</i>			<i>1</i>	<i>1</i>	
Total (excluding missing)	153	15	11	179	100%
Total	153	15	12	180	

7) Gender

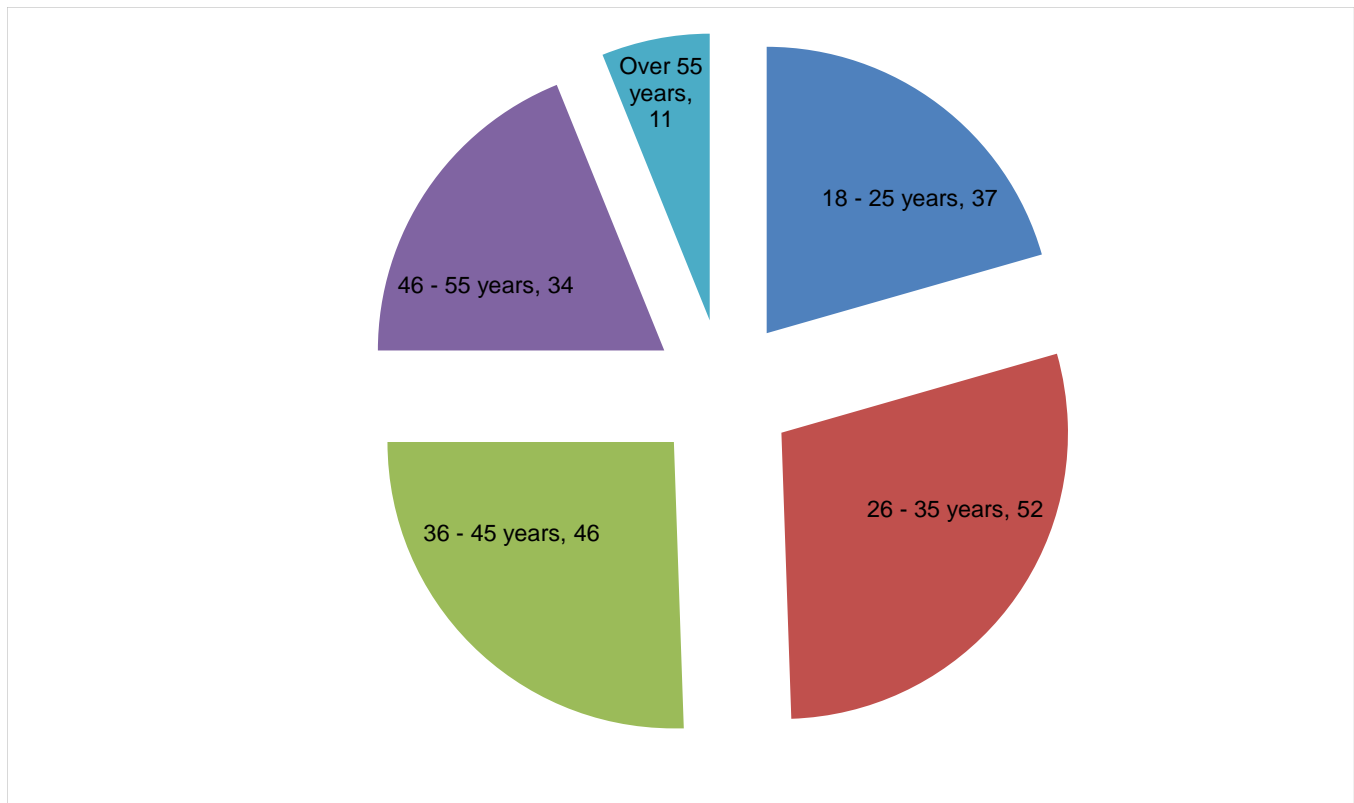
People seen rough sleeping in the year, by gender



Base: 180

8) Age

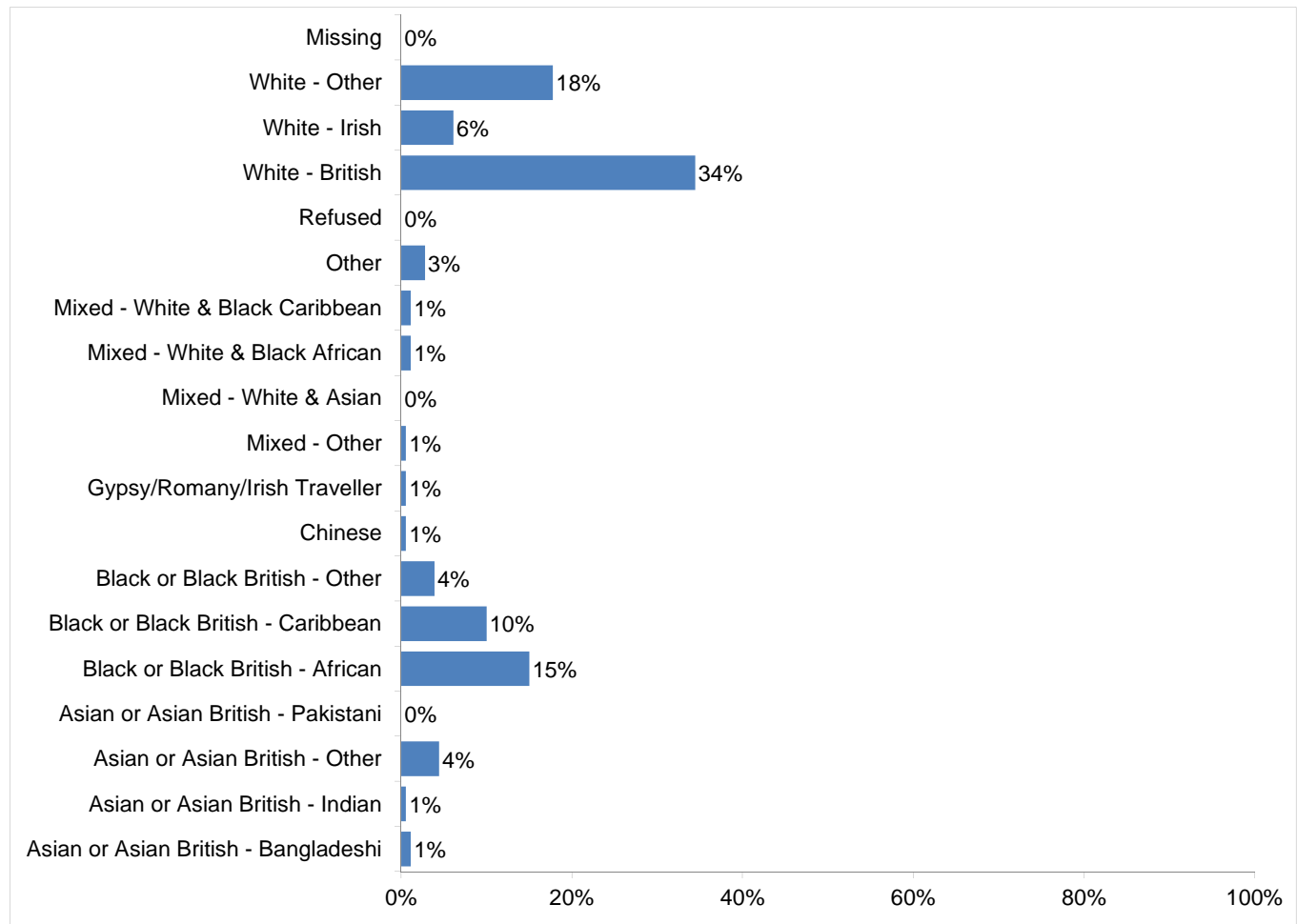
People seen rough sleeping in the year, by age



Base: 180

9) Ethnicity

People seen rough sleeping in the year, by ethnicity

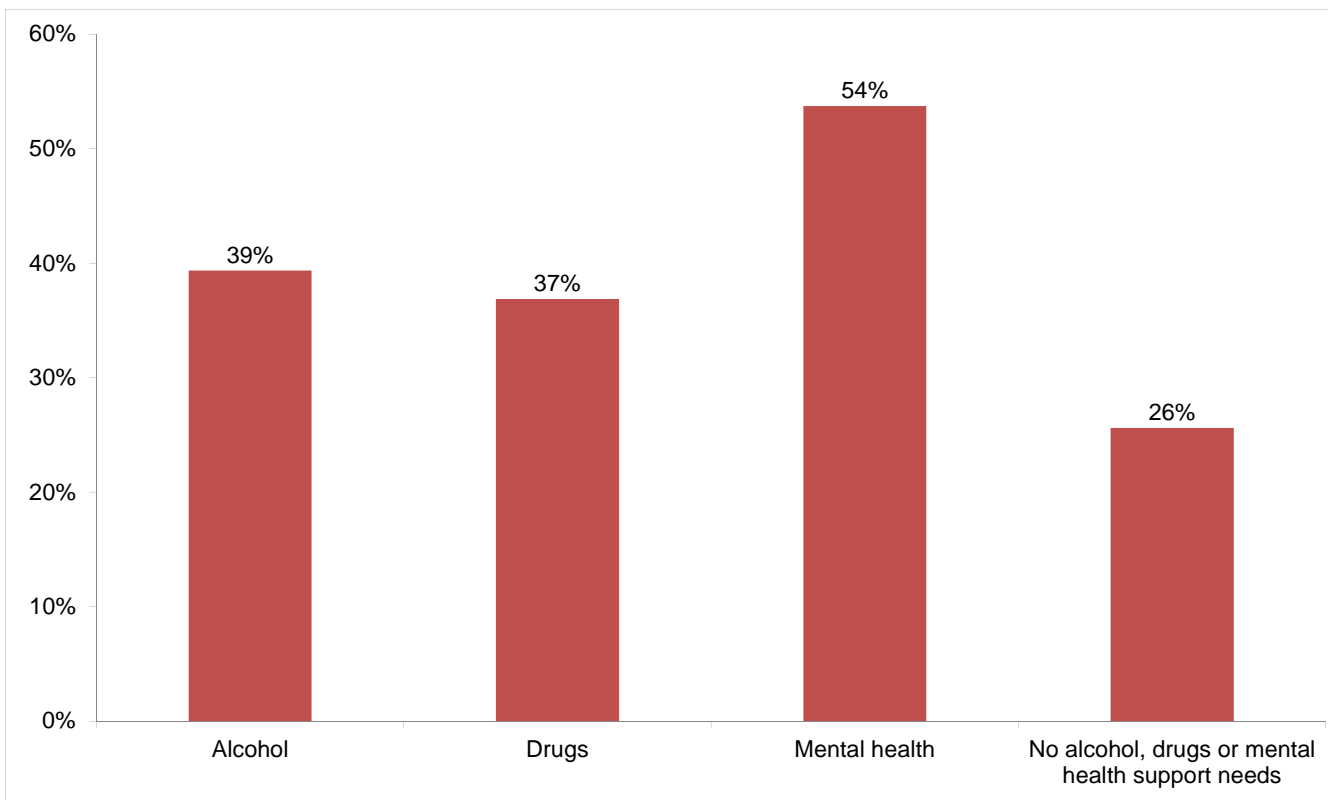


Base: 180

Client support needs and experience of armed forces, care or prison

10) Support needs

People seen sleeping rough in the year, by support needs

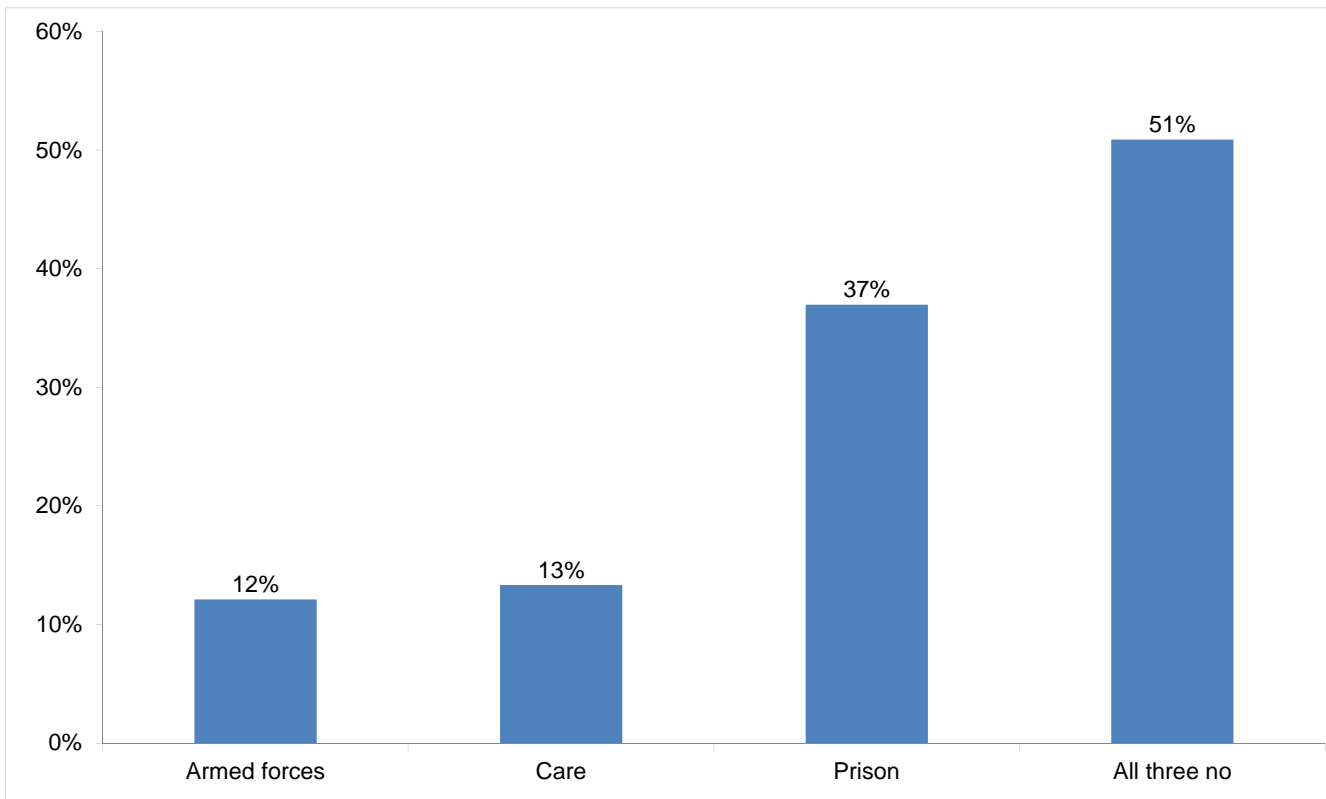


(20).

Support Needs	No. of people	%
Alcohol only	9	5%
Drugs only	11	6%
Mental health only	35	19%
Alcohol and drugs	11	6%
Alcohol and mental health	14	8%
Drugs and mental health	8	4%
Alcohol, drugs and mental health	29	16%
All three no	41	23%
All three not known or not assessed	20	11%
All three no, not known or not assessed	2	1%
Total	180	100%

11) Experience of armed forces, care and prison

People seen rough sleeping, by experience of the armed forces, care or prison



Base: 165 Note that the base figure for this graph excludes clients where all three institutional histories are not known.

Nationality	Number	% of people
UK	11	7%
Non-UK	9	5%
Total*	165	12%

*People rough sleeping in the period in Islington and who have been assessed for experience of armed forces, care or prison

12) Accommodation and reconnection events (Outreach)

Outreach accommodation (bookings and referrals) and reconnection events achieved in the year

Accommodation events

Accommodation type	Number	%
Assessment centre	15	16%
Bed & breakfast	5	5%
Clinic/detox/rehab	2	2%
Hostel	8	9%
Rolling shelter	12	13%
St Mungo's complex needs	1	1%
St Mungo's semi-independent	2	2%
Temporary accommodation (LA)	19	20%
Temporary accommodation (other)	1	1%
LA tenancy (general needs)	1	1%
Private rented sector - independent	1	1%
Supported housing	27	29%
Total	94	100%

Reconnection events

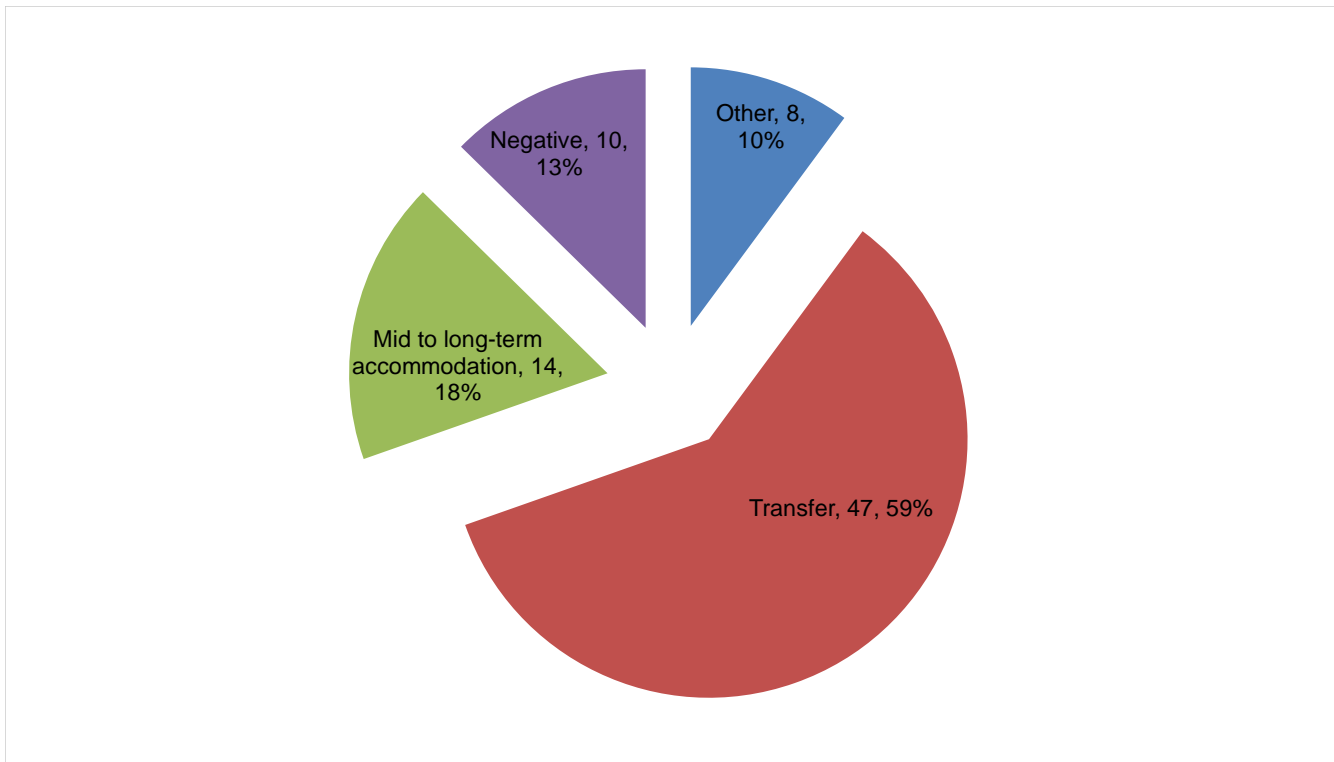
Outcomes	Number	%
Return to home area	8	80%
Move to area with friends/family	0	0%
Seeking work	0	0%
Move to area with appropriate services	8	80%
Other	0	0%
Reconnections total*	10	

*Each reconnection can have multiple outcomes associated with it. This means that the reconnections total is a unique count of the reconnections recorded by outreach teams in the year.

Temporary Accommodation: hostels, assessment centres, rolling shelters and second stage

13) Departures - destination on departure

Departures from hostels, categorised by where people went after leaving



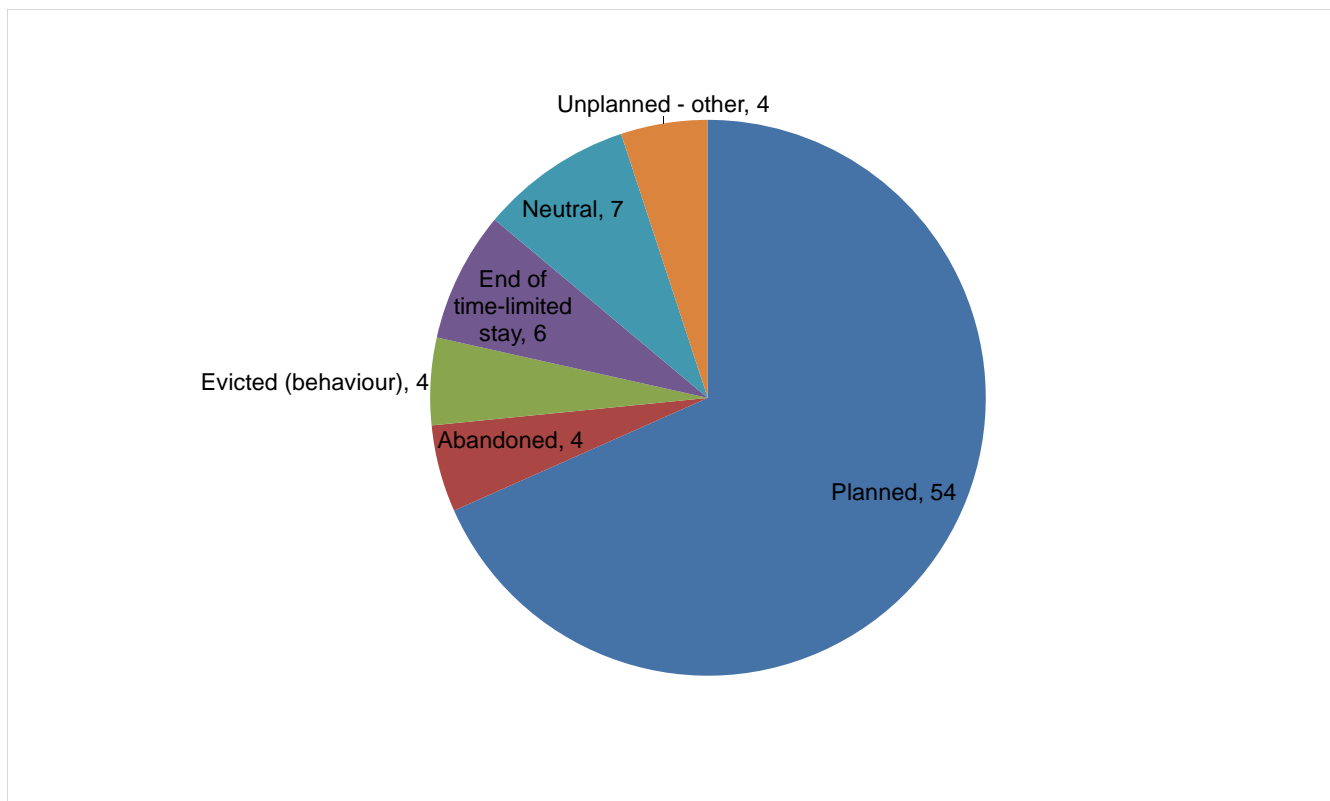
Base: 79

Destination categories on CHAIN	Chart category	Colour
Care home, Clearing House/RSI, home area, hospital - long term, LA tenancy (general needs), long-term accommodation, previous home, private rented sector - independent, private rented sector - supported, RSL tenancy (general needs), sheltered housing, supported housing	Mid to long-term accommodation	
Bed & breakfast, detox clinic, hostel, hostel - another organisation, hostel - within the organisation, rehab clinic, temporary accommodation, psychiatric hospital, hospital - NOT long term/acute care	Transfer	
Not known, sleeping rough/returned to streets, taken into custody	Negative	
Died, outside London, staying with family, staying with friends	Other	

Category	Number	%
Bed & breakfast	5	6%
Care home	1	1%
Hospital - NOT long term/acute care	1	1%
Hostel - another organisation	20	25%
Hostel - within the organisation	11	14%
LA tenancy (general needs)	1	1%
Night Shelter	7	9%
Not known	2	3%
Private rented sector - independent	3	4%
Private rented sector - with some floating support/support	1	1%
Rehab clinic	3	4%
RSL tenancy (general needs)	3	4%
Sheltered housing	1	1%
Sleeping rough/returned to streets	5	6%
Staying with family	4	5%
Staying with friends	4	5%
Supported housing	4	5%
Taken into custody	3	4%
Total	79	100%

14) Departures - planned or unplanned

Departures by whether or not the departure was planned or unplanned



Base: 79