



# CHAIN Annual Report for Lambeth

1st April 2011  
to  
31st March 2012



# CHAIN Annual report for Lambeth 2011/12

## Contents

### Outreach Work

#### 1) Rough sleeping

People seen by outreach or building based (BBS) teams in the year - rough sleeping or contacted either on the streets or in services

#### 2) Rough sleeping (rolling) (flow, stock and returner)

People seen rough sleeping by outreach or building based (BBS) teams in the year by the flow, stock and returner model

#### 3) Rough sleeping volume (flow, stock and returner)

People seen rough sleeping by number of bedded down contacts during the year, by flow, stock and returner model

#### 4) Nationality of rough sleepers

People seen rough sleeping by outreach or BBS teams during the year by flow, stock and returner model.

#### 5) Accommodation and reconnection events (Outreach)

Outreach accommodation (bookings and referrals) and reconnection events achieved in the year by type of accommodation

### Hostels, assessment centres, rolling shelters and second stage accommodation

#### 6) Arrivals

Temporary accommodation arrivals by accommodation project and source of referral.

#### 7) Departures - destination on departure

Departure actions by destination on departure

#### 8) Departures - planned or unplanned

Departures by whether or not the departure was planned or unplanned

### Demographics

#### 9) Gender

People contacted by outreach or BBS teams and/or arriving in or departing from accommodation in the year by gender

#### 10) Age

People contacted by outreach or BBS teams and/or arriving in or departing from accommodation in the year by age

#### 11) Ethnicity

People contacted by outreach or BBS teams and/or arriving in or departing from accommodation in the year by ethnicity

## **Support needs, institutional history and wider street population**

### **12) Support needs**

People contacted by outreach or BBS teams and/or arriving in accommodation in the year by support needs

### **13) Experience of armed forces, care and prison**

People contacted by outreach or BBS teams and/or arriving in accommodation in the year by experience of the armed forces, care or prison

## **Appendices**

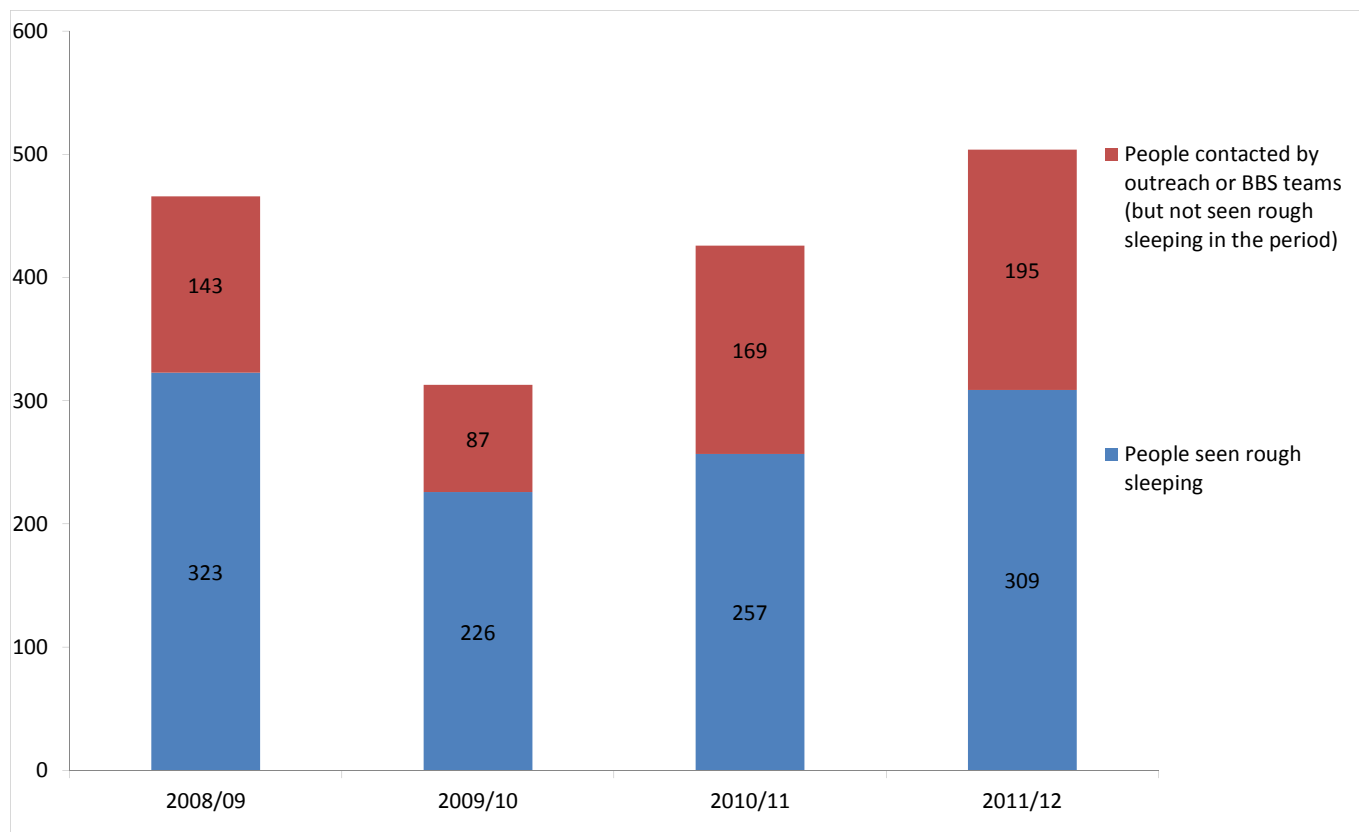
**Arrival and departure tables, broken down by project**

# CHAIN Annual report for Lambeth

## Outreach Work

### 1) Rough sleeping

People seen by outreach or building based (BBS) teams in the year - rough sleeping or contacted either on the streets or in services



2008/09 base: 466  
 2009/10 base: 313  
 2010/11 base: 426  
 2011/12 base: 504

504 verified rough sleepers were contacted by services in Lambeth during the year, this is an increase from 426 last year.

Of these 504, 309 had a bedded down street contact in the year and so were known to have slept rough in Lambeth during the year. The number sleeping rough this year has increased by 20%.

In the same period last year, 257 people were seen sleeping rough.

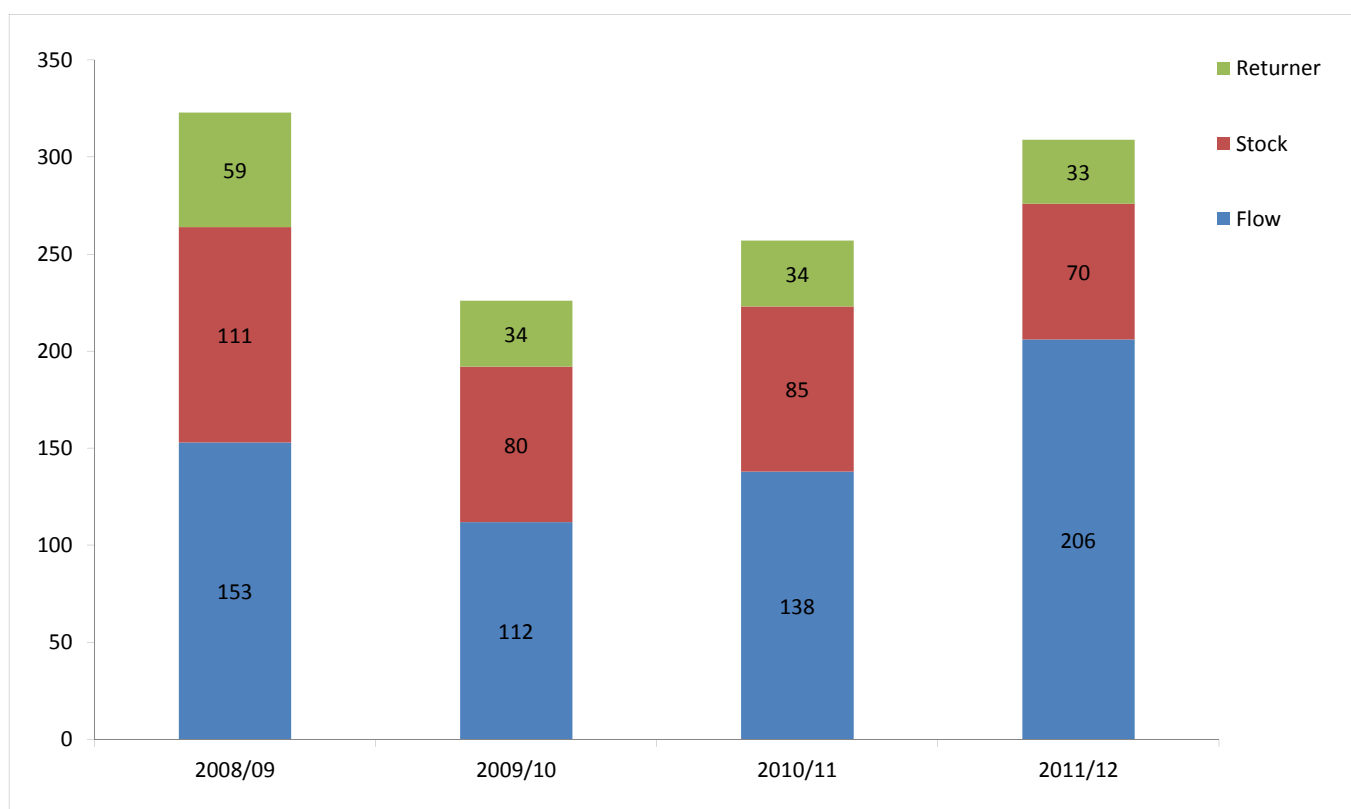
206 people were seen rough sleeping for the first time this year (flow). This compares to 138 in the previous year, an increase of 49%.

## 2) Rough sleeping (rolling) (flow, stock and returner)

People seen rough sleeping by outreach or building based (BBS) teams in the year by the flow, stock and returner

The flow, stock and returner model categorises people seen sleeping rough according to whether they have also been seen bedded down in previous periods:

<b>Flow</b>	People who have never been seen sleeping rough before
<b>Stock</b>	People who have also been seen bedded down between 1st April 2010 to 31st March 2011
<b>Returner</b>	People who were also seen sleeping rough at least over a year ago, but not between 1st April 2011 and 31st March 2012



2008/09 base:	323
2009/10 base:	226
2010/11 base:	257
2011/12 base:	309

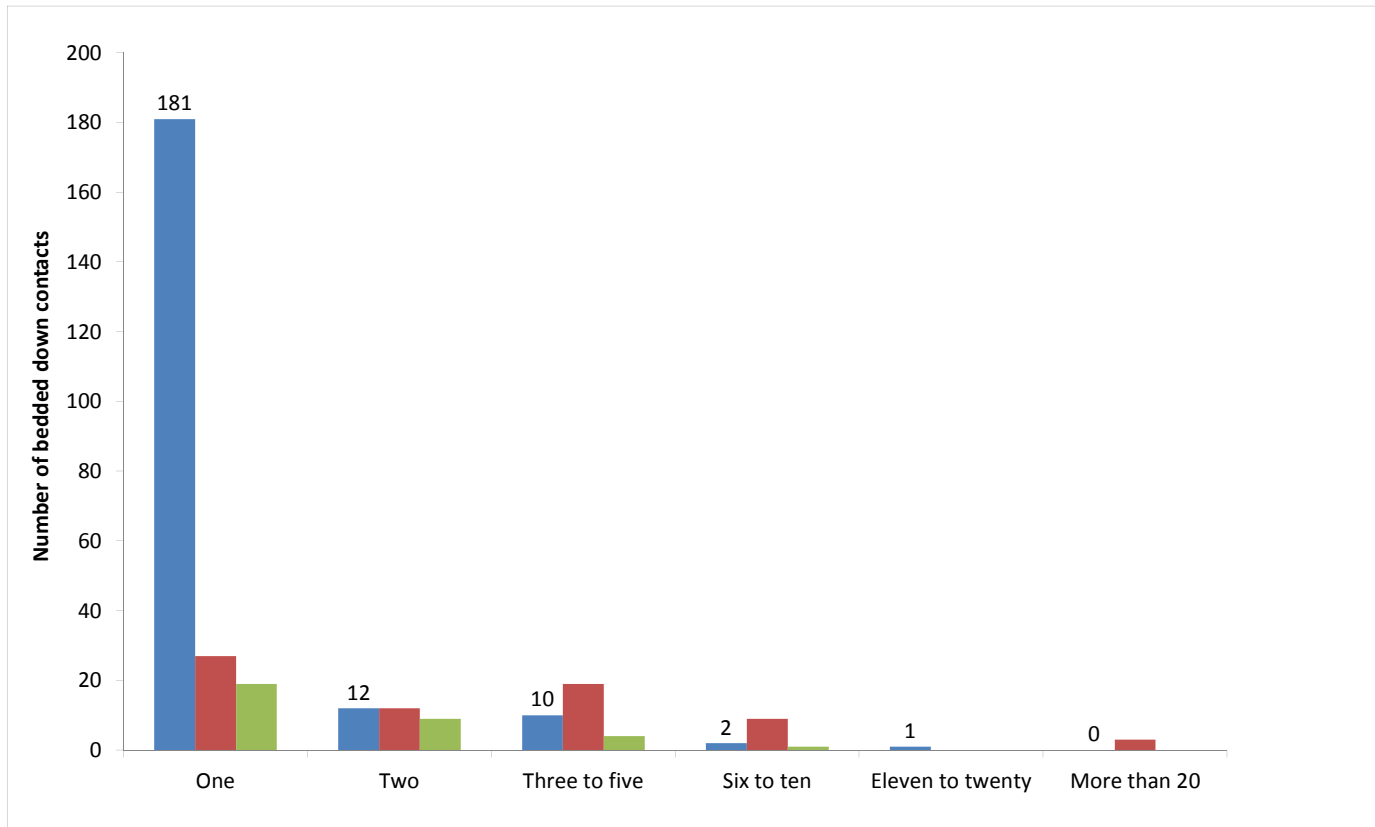
206 people rough sleeping were flow (new to the streets). This means they had not previously been contacted by any outreach or BBS team that reports to CHAIN and were verified as a rough sleeper this year.

70 people rough sleeping were stock. This means they had been contacted by an outreach or BBS team during this year in addition to the year preceding this period.

33 people seen rough sleeping were returners. This means they had been seen sleeping rough by outreach or BBS teams sometime before 1st April 2010, have not slept rough for at least a year, but have been seen sleeping rough prior to this.

### 3) Rough sleeping volume (flow, stock and returner)

People seen rough sleeping by number of bedded down contacts during the year, by flow, stock and returner



Base (Flow): 206  
Base (Stock): 70  
Base (Returner): 33

Of the 309 people seen rough sleeping this year, 227 only had a single bedded down street contact.

#### 4) Nationality of rough sleepers

People seen rough sleeping by outreach or BBS teams during the year by flow, stock and returner model.

Nationality	Flow	Stock	Returner	TOTAL	%
UK	92	27	32	151	50%
Ireland (Republic of)	2	0	5	7	2%
Portugal	14	1	1	16	5%
Bulgaria	0	0	0	0	0%
Czech Republic	0	0	0	0	0%
Estonia	0	0	0	0	0%
Hungary	0	0	1	1	0%
Latvia	7	0	4	11	4%
Lithuania	6	1	3	10	3%
Poland	18	0	14	32	10%
Romania	14	0	0	14	5%
Slovenia	0	0	0	0	0%
Slovakia	0	1	2	3	1%
<b>Central and East European (CEE) sub-total</b>	<b>45</b>	<b>2</b>	<b>24</b>	<b>71</b>	<b>23%</b>
other Europe	16	0	2	18	6%
Eritrea	8	1	0	9	3%
Africa	18	0	4	22	7%
America	5	0	0	5	2%
Asia	5	0	1	6	2%
Australasia	0	0	0	0	0%
<i>Missing</i>	<i>0</i>	<i>2</i>	<i>0</i>	<i>2</i>	
<i>Not known</i>	<i>1</i>	<i>0</i>	<i>1</i>	<i>2</i>	
<b>Total</b>	<b>206</b>	<b>33</b>	<b>70</b>	<b>309</b>	
<b>Total**</b>	<b>205</b>	<b>31</b>	<b>69</b>	<b>305</b>	<b>100%</b>

\*\*This total excludes those people seen rough sleeping where their nationality is not known

## 5) Accommodation and reconnection events (Outreach)

Outreach accommodation (bookings and referrals) and reconnection events achieved in the year by type of accommodation

Accommodation type	2011/12	%	2010/11	%
Assessment centre	0	0%	0	0%
Bed & breakfast	35	20%	24	8%
Clinic/Detox/Rehab	2	1%	2	1%
Night Centre	0	0%	3	1%
Rolling shelter	66	37%	102	33%
Hostel	45	25%	144	47%
Other temporary	0	0%	0	0%
Second-stage accommodation	1	1%	2	1%
St Mungo's complex needs	2	1%	0	0%
St Mungo's semi-independent	0	0%	3	1%
Clearing House/RSI	1	1%	3	1%
LA tenancy (general needs)	0	0%	0	0%
Private rented sector	0	0%	0	0%
Private rented sector - independent	9	5%	7	2%
Private rented sector - with some floating support/support	3	2%	3	1%
RSL tenancy (general needs)	0	0%	1	0%
Sheltered housing	0	0%	0	0%
Supported housing	7	4%	2	1%
Other long-term accommodation	0	0%	3	1%
<b>Bookings into accommodation total</b>	<b>171</b>	<b>97%</b>	<b>299</b>	<b>97%</b>
Return to home area	3	2%	7	2%
Seeking work	0	0%	0	0%
Move to area for friends/family	2	1%	0	0%
Move to area with appropriate services	1	1%	2	1%
Other	0	0%	1	0%
<b>Reconnections total</b>	<b>6</b>	<b>3%</b>	<b>10</b>	<b>3%</b>
<b>TOTAL</b>	<b>177</b>	<b>100%</b>	<b>309</b>	<b>100%</b>

Outreach and BBS teams across Lambeth succeeded in reconnecting or booking into accommodation 113 people, 22% of the 504 people contacted during the year.

107 people had a total of 171 booking in events. This indicates that individuals can be booked into accommodation (the same type or different) more than once in the year.

20 people were booked into long-term accommodation.

39 people were booked into hostel accommodation.

Outreach and BBS teams across Lambeth achieved a confirmed reconnection with 6 people they contacted this year. This is 1% of the people contacted by outreach or BBS teams this year.

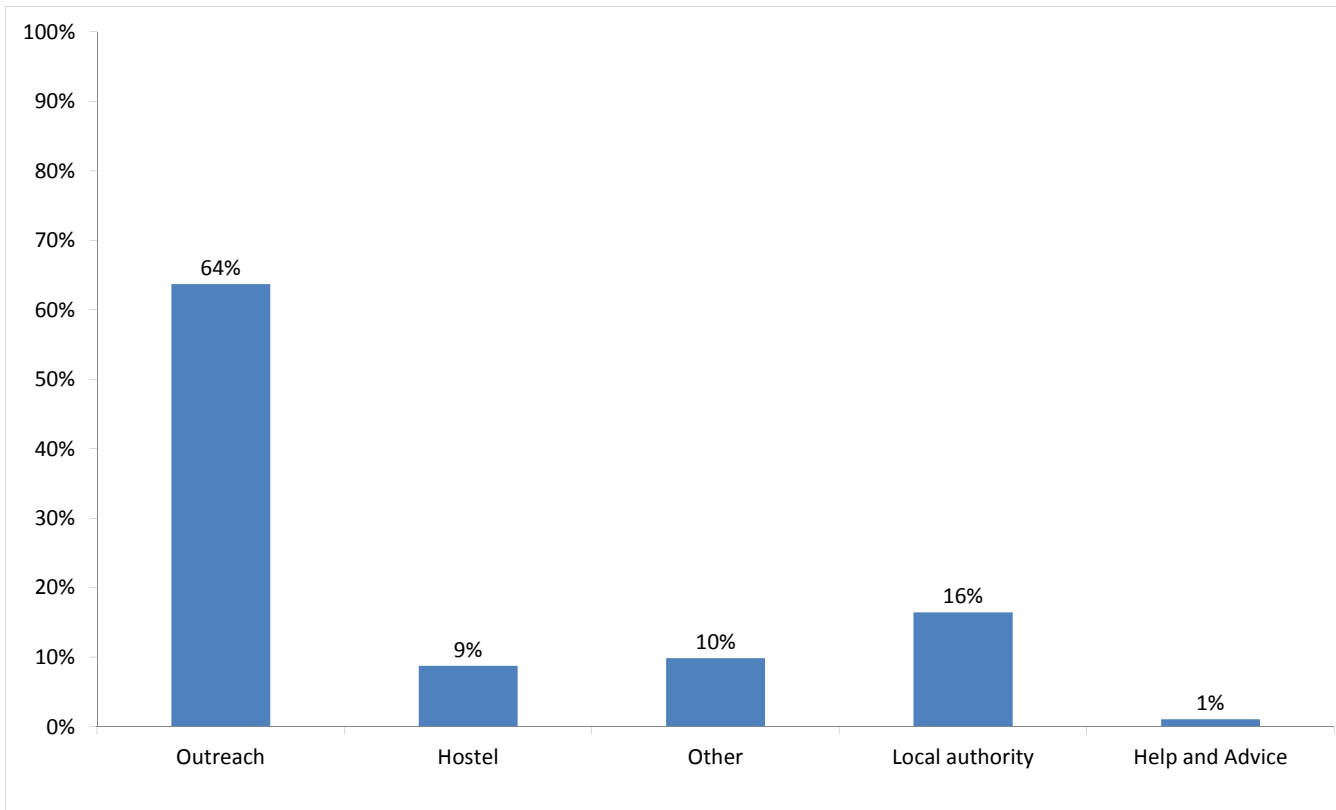
6 confirmed reconnection events were recorded by outreach and BBS teams for verified rough sleepers this year. There were no such actions for the wider street population (people not seen sleeping rough).



## Temporary Accommodation: hostels, assessment centres, rolling shelters and second stage

### 6) Arrivals

Temporary accommodation arrivals by accommodation project and source of referral.

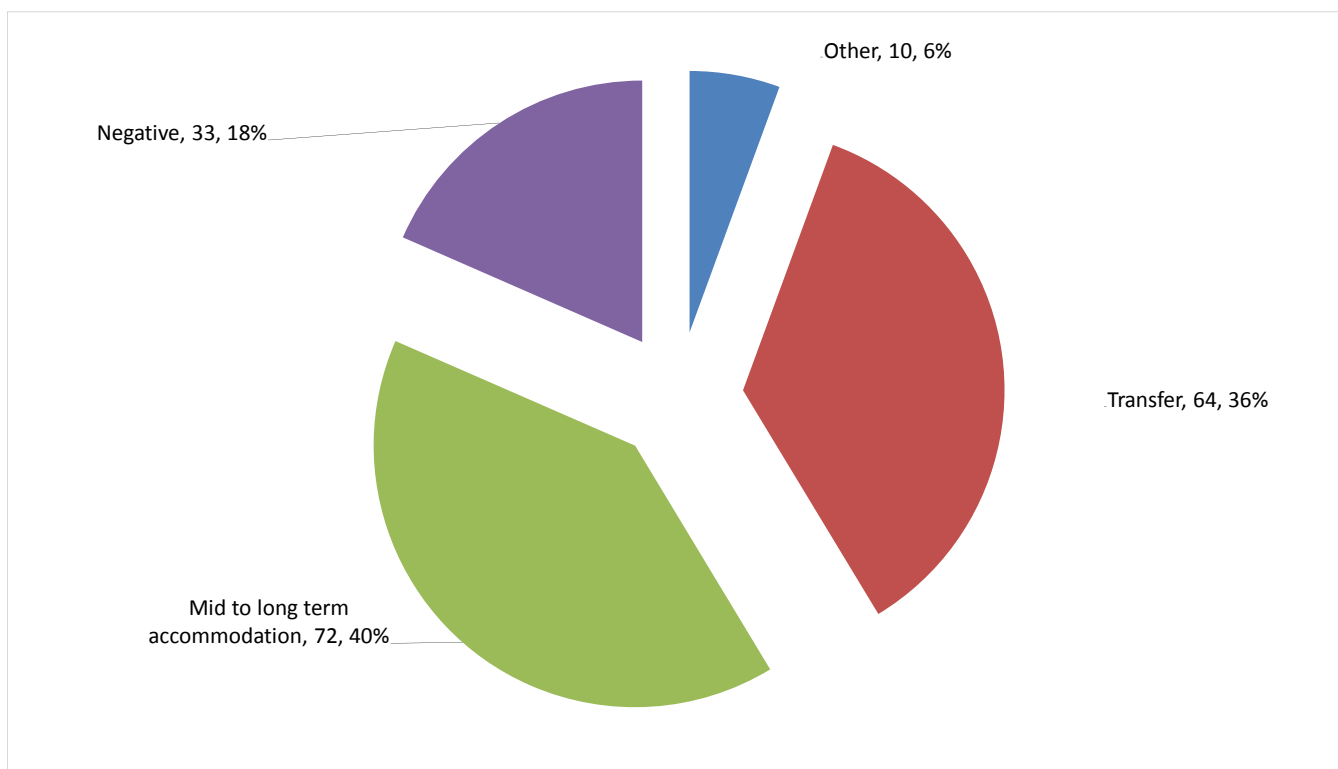


Base: 91

85 people arrived at accommodation in Lambeth this year. These 85 people had 91 arrival actions. This indicates that an individual can arrive more than once (at the same accommodation project or different) in a period.

## 7) Departures - destination on departure

Departure actions by destination on departure



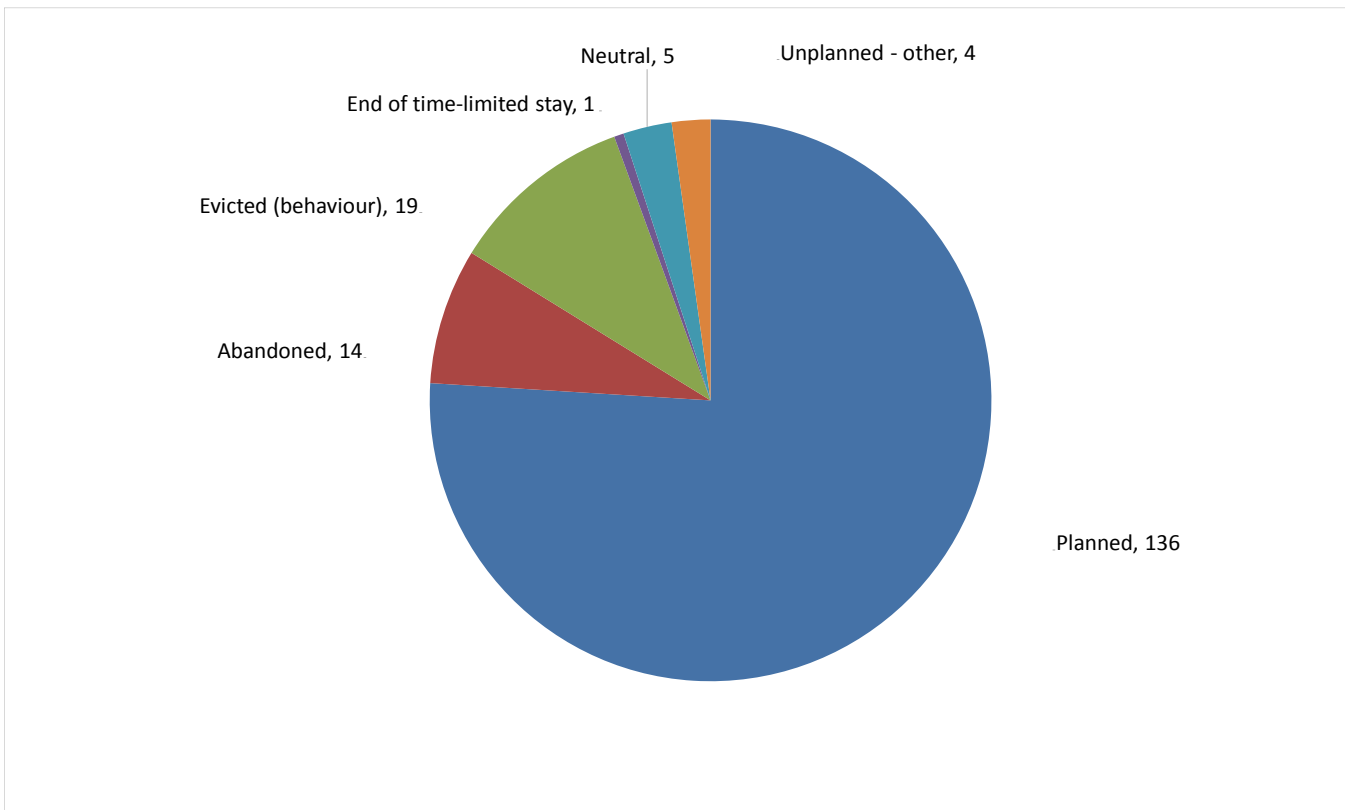
Destination categories on CHAIN	Chart category	Colour
Care home, Clearing House/RSI, Home area, Hospital - long term, LA tenancy (general needs), Long-term accommodation, Previous home, Private rented sector - independent, Private rented sector - supported, RSL tenancy (general needs), Sheltered Housing, Supported Housing	Mid to long term accommodation	
Bed & Breakfast, Detox clinic, Hostel, Hostel - another organisation, Hostel - within the organisation, Rehab clinic, Temporary accommodation, Psychiatric hospital, Hospital - NOT long term/acute care	Transfer	
Not known, Sleeping rough/returned to streets, Taken into custody	Negative	
Died, Outside London, Staying with family, Staying with friends	Other	

<b>Destination on departure from temporary accommodation</b>	<b>Number</b>	<b>%</b>
Bed & Breakfast	2	1%
Care home	3	2%
Clearing House/RSI	3	2%
Detox clinic	6	3%
Died	5	3%
Hospital - NOT long term/acute care	1	1%
Hostel - another organisation	36	20%
Hostel - within the organisation	16	9%
LA tenancy (general needs)	9	5%
Not known	16	9%
Private rented sector - independent	1	1%
Private rented sector - with some floating support/support	4	2%
Rehab clinic	2	1%
Returned to home country (EEA)	11	6%
RSL tenancy (general needs)	21	12%
Sleeping rough/Returned to streets	9	5%
Staying with family	1	1%
Staying with friends	4	2%
Supported Housing	20	11%
Taken into custody	8	4%
Temporary accommodation (LA)	1	1%
<b>Total</b>	<b>179</b>	<b>100%</b>

169 people departed from accommodation in Lambeth this year. These 169 people had 179 departure actions. This indicates that an individual can depart from more than once (at the same accommodation project or different) in a period.

## 8) Departures - planned or unplanned

Departures by whether or not the departure was planned or unplanned



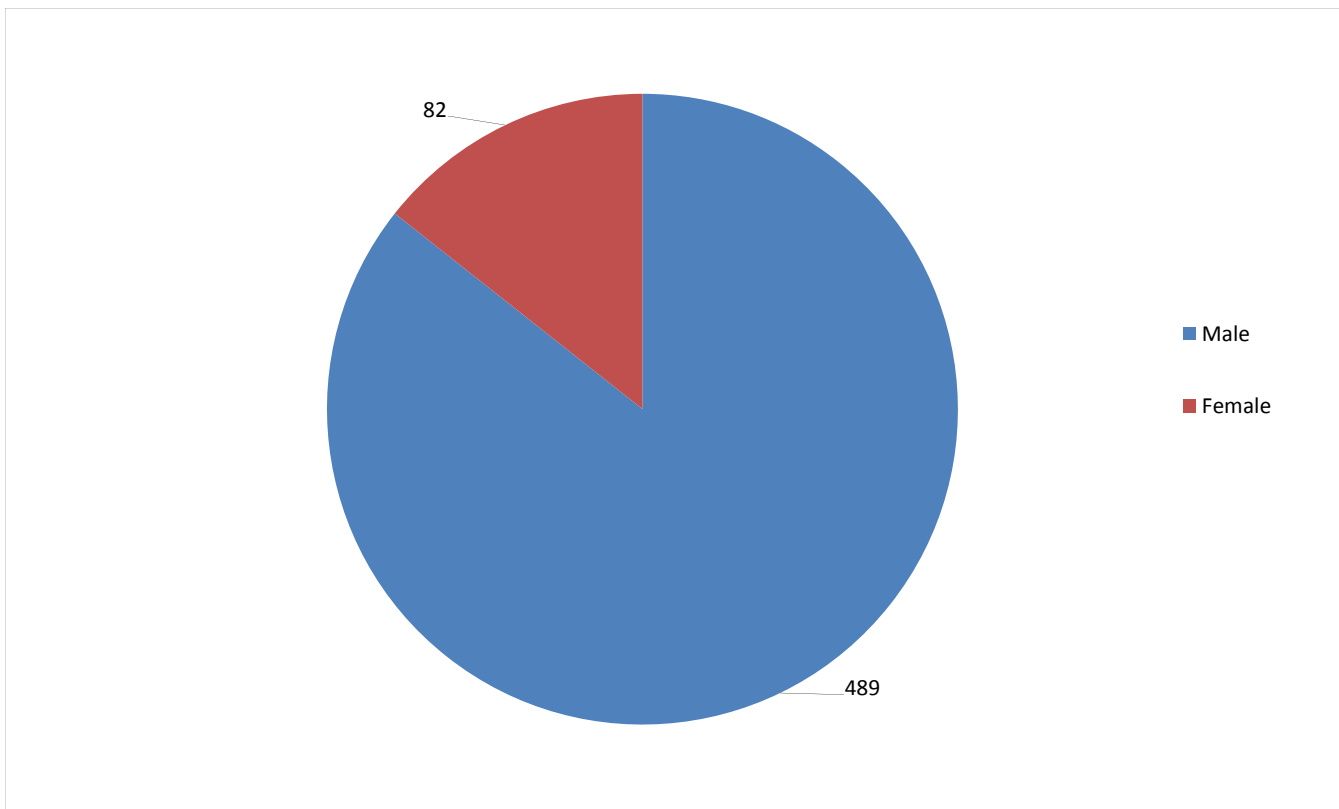
Base: 179

169 people departed from accommodation in Lambeth this year. These 169 people had 179 departure actions. This indicates that an individual can depart more than once (from the same accommodation project or different) in a period.

## Demographics

### 9) Gender

People contacted by outreach or BBS teams and/or arriving in or departing from accommodation in the year by gender

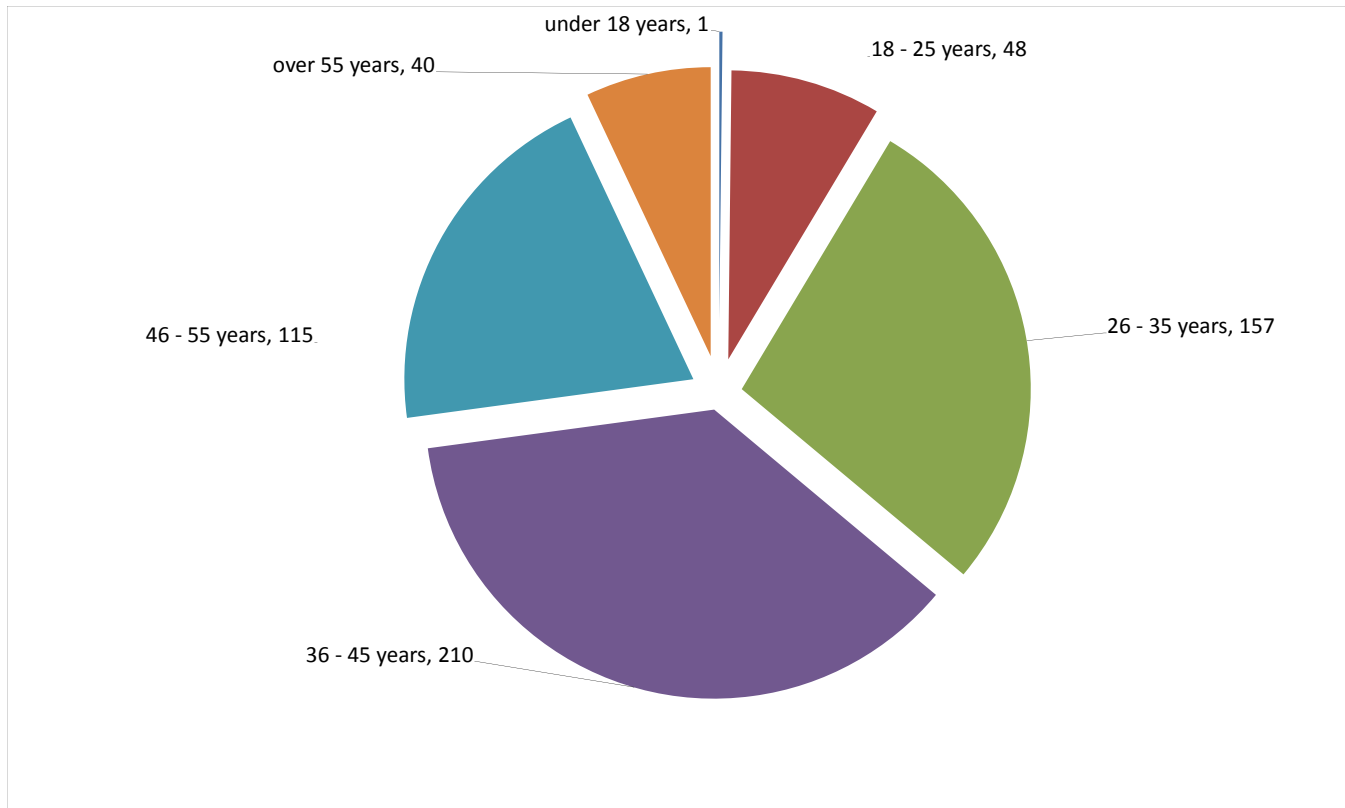


Base: 571

The proportion of male and female people contacted in Lambeth this year is consistent with the previous three years.

## 10) Age

People contacted by outreach or BBS teams and/or arriving in or departing from accommodation in the year by age



Base: 571

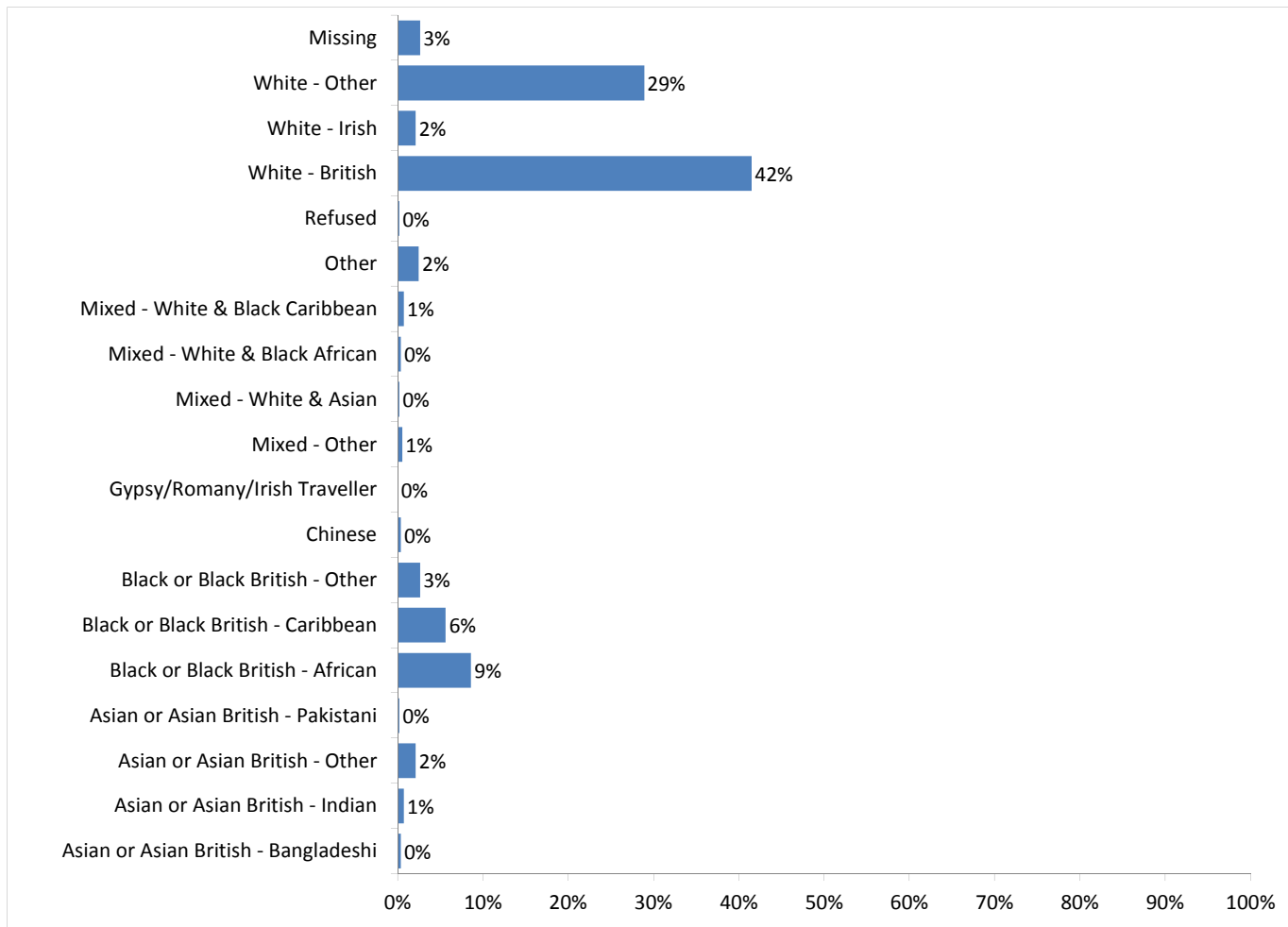
64% of people contacted in Lambeth this year were aged 26-45. This is consistent with the previous three years.

9% of people contacted were aged 25 years or under, 1 of which were aged under 18 years. This is consistent with previous years.

7% were aged over 55 years, which is also consistent with the previous three years.

## 11) Ethnicity

People contacted by outreach or BBS teams and/or arriving in or departing from accommodation in the year by ethnicity



Base: 571

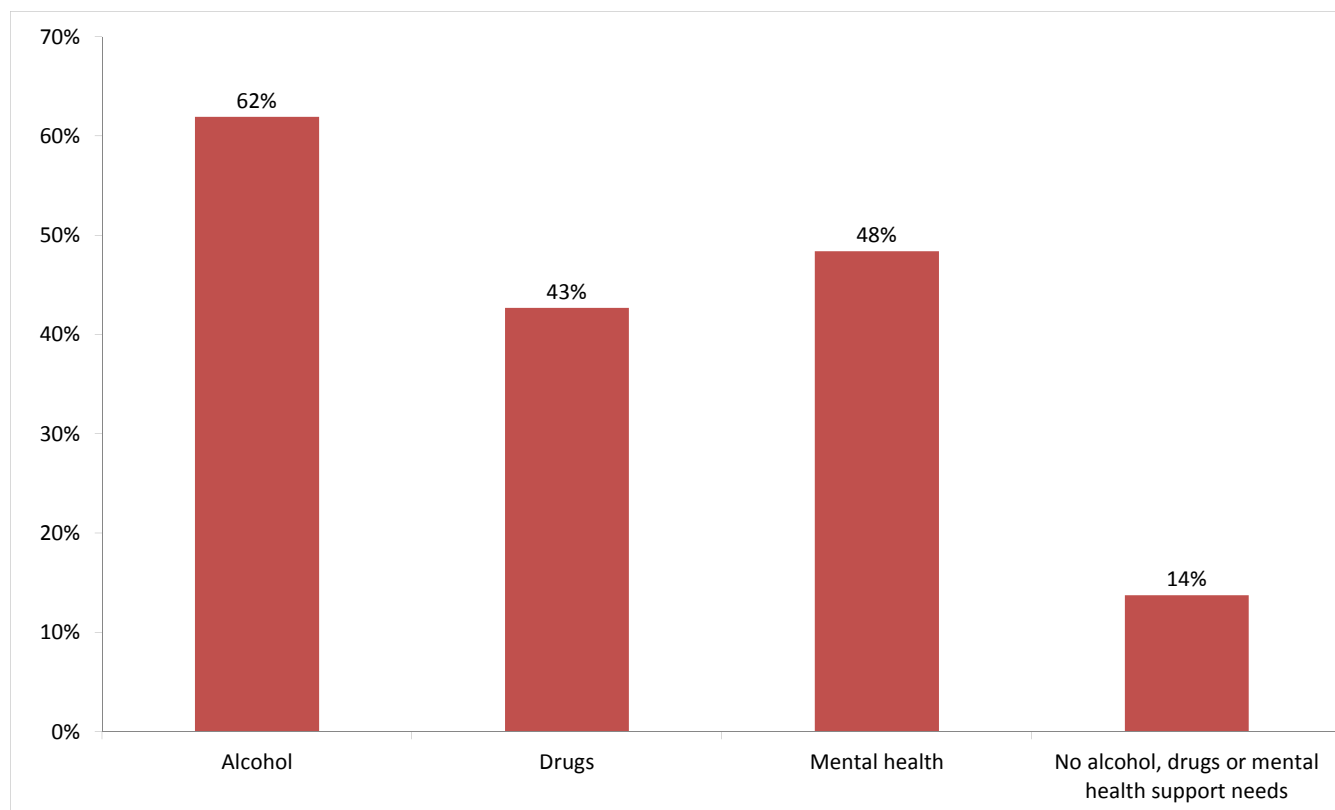
The majority of people contacted in Lambeth in 2011/12 were white (73%), most of whom were white British.

17% of people contacted were black and 3% were Asian. The ethnic origin of those contacted in Lambeth is consistent with the previous three years.

## Client Support Needs/Institutional History

### 12) Support needs

People contacted by outreach or BBS teams and/or arriving in accommodation in the year by support needs



Base: 473 Note that the base figure for this graph excludes clients where all 3 support needs are not known or not recorded (91).

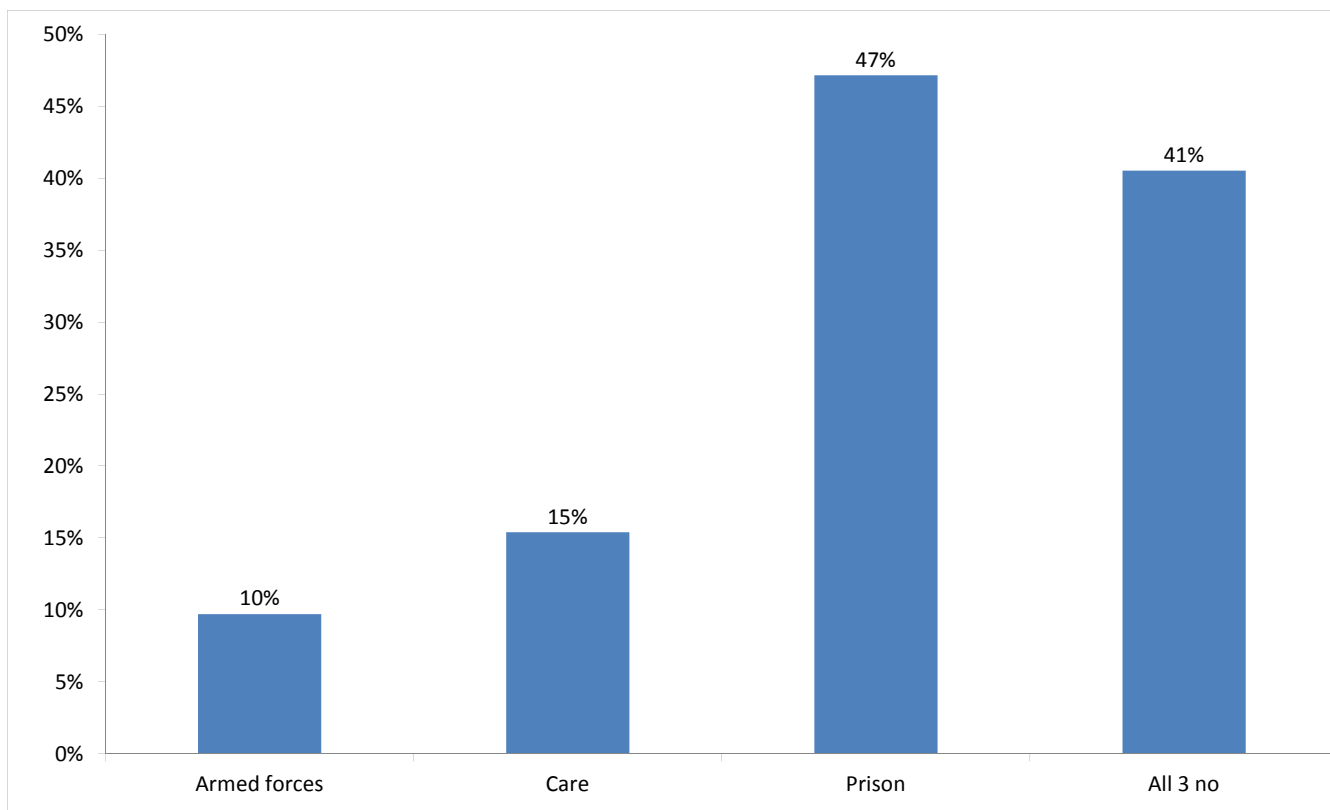
Support Needs	No. of people	%
Alcohol only	82	15%
Drugs only	47	8%
Mental health only	37	7%
Alcohol and drugs	46	8%
Alcohol and mental health	83	15%
Drugs and mental health	27	5%
Alcohol, drugs and mental health	82	15%
All 3 no	65	12%
All 3 not known or not assessed	91	16%
All 3 no, not known or not assessed	4	1%
<b>Total</b>	<b>564</b>	<b>100%</b>

The proportion of people contacted in Lambeth with an alcohol, drugs or mental health support need is consistent with the previous two periods.



### 13) Experience of armed forces, care and prison

People contacted by outreach or BBS teams and/or arriving in accommodation in the year by experience of the armed forces, care or prison



Base: 422 Note that the base figure for this graph excludes clients where all 3 institutional histories are not known.

41 people contacted in Lambeth this year have previously been in the armed forces (21 last year).

Nationality	Number of rough sleepers	% of people seen rough sleeping
UK	11	4%
Non-UK	18	6%
<b>Total</b>	<b>29</b>	<b>9%</b>

65 people contacted in Lambeth this year have previously been in care (45 last year).

199 people contacted in Lambeth this year have previously been in prison (136 last year).

It is possible for someone contacted to have previous experience of more than one institution and so be included in more than one of the above figures. 47 people contacted in the year have been in care and prison.

## Appendices



### Arrivals by source of referral

Source of referral → Accommodation ↓	BBS - Passage	Lambeth SORT	Southwark SPOT	START team	London Street Rescue	London Reconnect	Hostel	St Mungo's internal transfer	Local authority other (specify in other referral source)	Total
Equinox - Brook Drive			2			16				<b>18</b>
St Mungo's - Auckland Hill									1	<b>1</b>
St Mungo's - Palace Road		2								<b>2</b>
St Mungo's - Wix Lane							1			<b>1</b>
Thames Reach - Graham House	2	24			1		2	11	6	<b>46</b>
Thames Reach - Lambeth High Street				1					2	<b>3</b>
Thames Reach - Stamford Street		10	1				5	4		<b>20</b>
<b>Total</b>	<b>2</b>	<b>36</b>	<b>3</b>	<b>1</b>	<b>1</b>	<b>16</b>	<b>7</b>	<b>1</b>	<b>15</b>	<b>9</b>

## Departures by destination on departure

Destination Accommodation	Bed & Breakfast	Care home	Clearing House/RSI	Detox clinic	Died	long term/acute care	Hostel - another organisation	Hostel - within the organisation	LA tenancy (general needs)	Not known	sector - independent	sector - with some floating	Rehab clinic	home country (EEA)	RSL tenancy (general needs)	rough/Returned to streets	Staying with family	Staying with friends	Supported Housing	Taken into custody	accommodation (LA)	Total	
Equinox - Brook Drive							2			3			2	11									18
St Mungo's - Auckland Hill										2					1	1							4
St Mungo's - Cedars Road		1		3	1		31	3	8	5	1				17	3		1	4	4	1		83
St Mungo's - St Gothard's Road							1	1															2
St Mungo's - Palace Road							1	1										1					3
St Mungo's - Wix Lane																	1						1
Thames Reach - Graham House	2	1	2	2	3	1	1	6		6					3	3		2	11	3			46
Thames Reach - Lambeth High Street		1			1				1											1			4
Thames Reach - Stamford Street			1	1				5				4				2				4	1		18
<b>Total</b>	<b>2</b>	<b>3</b>	<b>3</b>	<b>6</b>	<b>5</b>	<b>1</b>	<b>36</b>	<b>16</b>	<b>9</b>	<b>16</b>	<b>1</b>	<b>4</b>	<b>2</b>	<b>11</b>	<b>21</b>	<b>9</b>	<b>1</b>	<b>4</b>	<b>20</b>	<b>8</b>	<b>1</b>	<b>179</b>	

## Departures by planned or unplanned reason

 <b>Planned/Unplanned</b>  <b>Accommodation</b>	Planned	Abandoned	Evicted (behaviour)	End of time- limited stay	Neutral	Unplanned - other	<b>Total</b>
Equinox - Brook Drive	15	2		1			<b>18</b>
St Mungo's - Auckland Hill	1	3					<b>4</b>
St Mungo's - Cedars Road	69	3	10		1		<b>83</b>
St Mungo's - St Gothard's Road	2						<b>2</b>
St Mungo's - Wix Lane	1						<b>1</b>
St Mungo's - Palace Road	3						<b>3</b>
Thames Reach - Graham House	29	5	6		3	3	<b>46</b>
Thames Reach - Lambeth High Street	3				1		<b>4</b>
Thames Reach - Stamford Street	13	1	3			1	<b>18</b>
<b>Total</b>	<b>136</b>	<b>14</b>	<b>19</b>	<b>1</b>	<b>5</b>	<b>4</b>	<b>179</b>