



# CHAIN Annual Report for Southwark

1st April 2011  
to  
31st March 2012



# CHAIN Annual report for Southwark 2011/12

## Contents

### Outreach Work

#### 1) Rough sleeping

People seen by outreach or building based (BBS) teams in the year - rough sleeping or contacted either on the streets or in services

#### 2) Rough sleeping (rolling) (flow, stock and returner)

People seen rough sleeping by outreach or building based (BBS) teams in the year by the flow, stock and returner model

#### 3) Rough sleeping volume (flow, stock and returner)

People seen rough sleeping by number of bedded down contacts during the year, by flow, stock and returner model

#### 4) Nationality of rough sleepers

People seen rough sleeping by outreach or BBS teams during the year by flow, stock and returner model.

#### 5) Accommodation and reconnection events (Outreach)

Outreach accommodation (bookings and referrals) and reconnection events achieved in the year by type of accommodation

### Hostels, assessment centres, rolling shelters and second stage accommodation

#### 6) Arrivals

Temporary accommodation arrivals by accommodation project and source of referral.

#### 7) Departures - destination on departure

Departure actions by destination on departure

#### 8) Departures - planned or unplanned

Departures by whether or not the departure was planned or unplanned

### Demographics

#### 9) Gender

People contacted by outreach or BBS teams and/or arriving in or departing from accommodation in the year by gender

#### 10) Age

People contacted by outreach or BBS teams and/or arriving in or departing from accomm

#### 11) Ethnicity

People contacted by outreach or BBS teams and/or arriving in or departing from accommodation in the year by ethnicity

### Support needs, institutional history and wider street population

#### 12) Support needs

People contacted by outreach or BBS teams and/or arriving in accommodation in the year by support needs

#### 13) Experience of armed forces, care and prison

People contacted by outreach or BBS teams and/or arriving in accommodation in the year by experience of the armed forces, care or prison

### Appendices

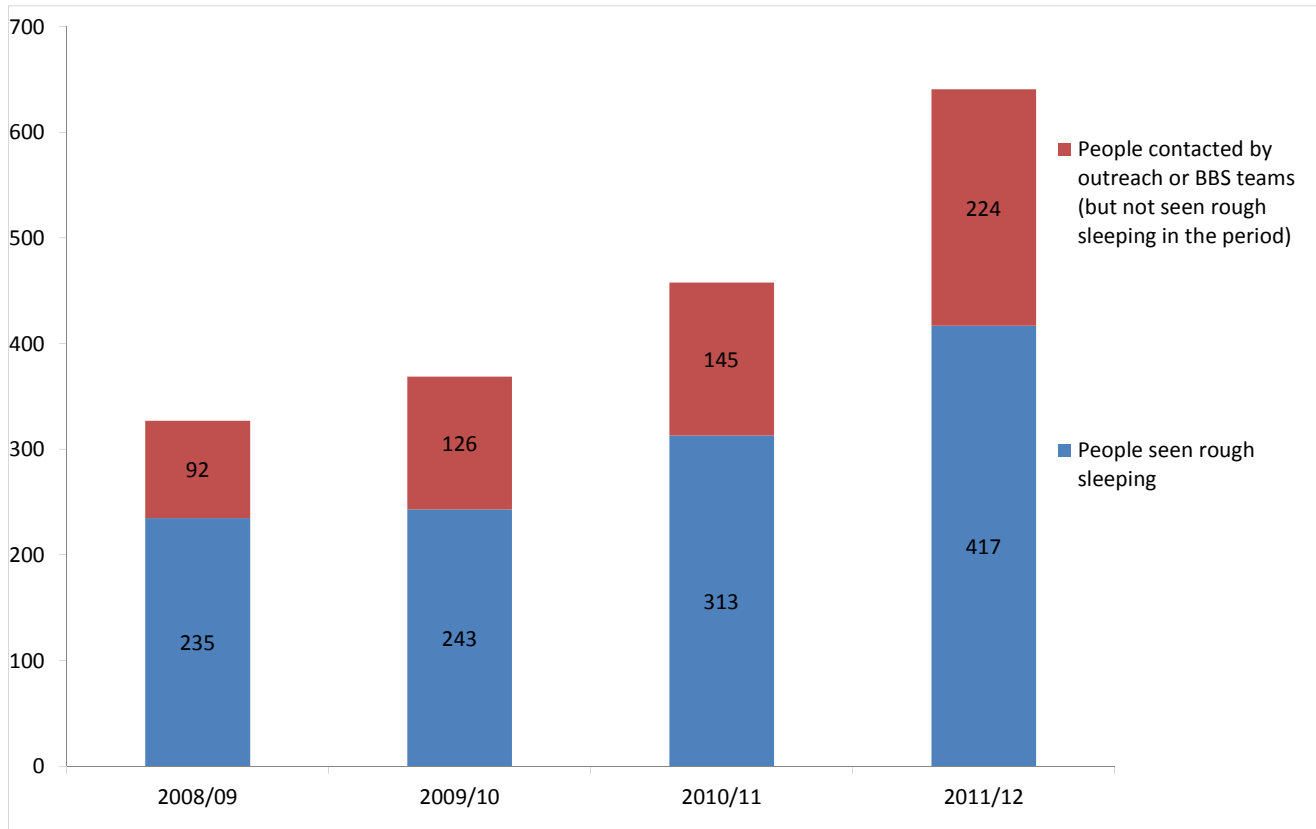
Arrivals and Departures broken down by project

# CHAIN Annual report for Southwark

## Outreach Work

### 1) Rough sleeping

People seen by outreach or building based (BBS) teams in the year - rough sleeping or contacted either on the streets or in services



2008/09 base: 327  
2009/10 base: 369  
2010/11 base: 458  
2011/12 base: 641

641 verified rough sleepers were contacted by services in Southwark during the year.

Of these 641, 417 had a bedded down street contact in the year and so were known to have slept rough in Southwark during the year.

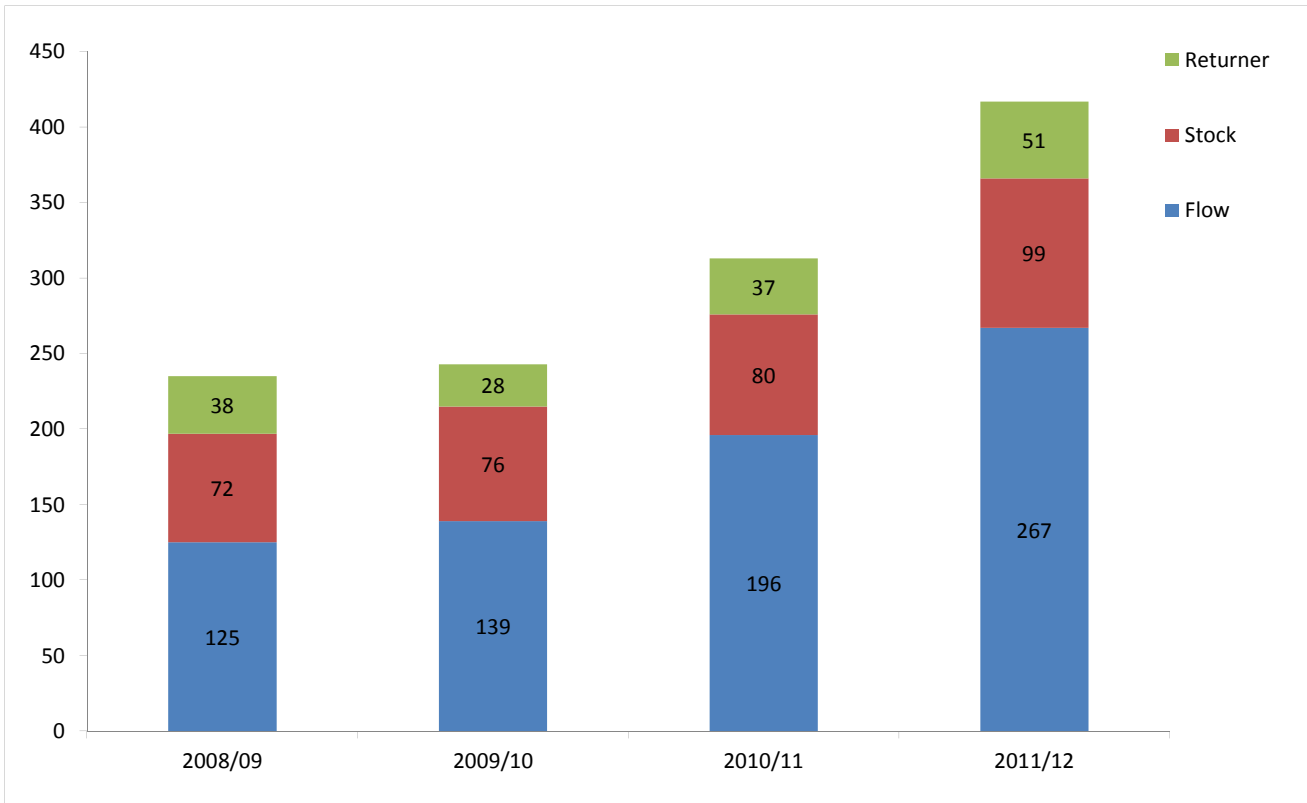
267 people were seen rough sleeping for the first time this year (flow).

## 2) Rough sleeping (rolling) (flow, stock and returner)

People seen rough sleeping by outreach or building based (BBS) teams in the year by the flow, stock and

The flow, stock and returner model categorises people seen sleeping rough according to whether they have also been seen bedded down in previous periods:

<b>Flow</b>	People who have never been seen sleeping rough before
<b>Stock</b>	People who have also been seen bedded down between 1st April 2010 to 31st March 2011
<b>Returner</b>	People who were also seen sleeping rough at least over a year ago, but not between 1st April 2011 and 31st March 2012



2008/09 base:	235
2009/10 base:	243
2010/11 base:	313
2011/12 base:	417

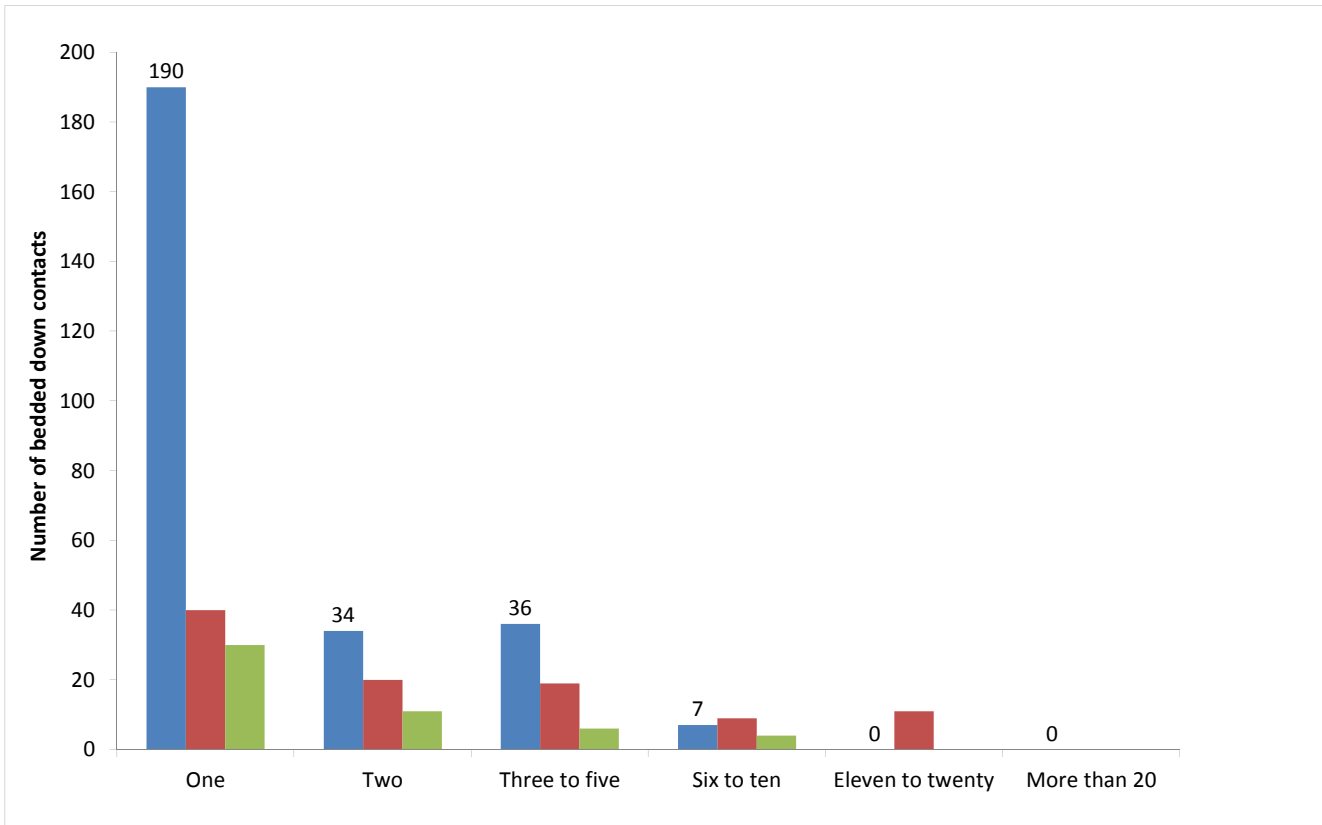
267 people rough sleeping were flow (new to the streets). This means they had not previously been contacted by any outreach or BBS team that reports to CHAIN and were verified as a rough sleeper this year.

99 people rough sleeping were stock. This means they had been contacted by an outreach or BBS team during this year in addition to the year preceding this period.

51 people seen rough sleeping were returners. This means they had been seen sleeping rough by outreach or BBS teams sometime before 1st April 2010, have not slept rough for at least a year, but have been seen sleeping rough this year.

### 3) Rough sleeping volume (flow, stock and returner)

People seen rough sleeping by number of bedded down contacts during the year, by flow, stock and returner model



Base (Flow): 267  
Base (Stock): 99  
Base (Returner): 51

Of the 417 people seen rough sleeping this year, 260 only had a single bedded down street contact.

#### 4) Nationality of rough sleepers

People seen rough sleeping by outreach or BBS teams during the year by flow, stock and returner model.

Nationality	Flow	Stock	Returner	TOTAL	%
UK	64	30	27	121	31%
Ireland (Republic of)	6	2		8	2%
Portugal	3	1	2	6	2%
Bulgaria	2		2	4	1%
Czech Republic	9	1	2	12	3%
Estonia	2			2	1%
Hungary	14	1	5	20	5%
Latvia	7		4	11	3%
Lithuania	16		9	25	6%
Poland	43	3	28	74	19%
Romania	23	2	3	28	7%
Slovenia					
Slovakia	7		1	8	2%
<b>Central and East European (CEE) sub-total</b>	<b>123</b>	<b>7</b>	<b>54</b>	<b>184</b>	<b>47%</b>
other Europe	10	2	4	16	4%
Eritrea	1			1	
Africa	17	2	5	24	6%
America	11	2		13	3%
Asia	10	1	5	16	4%
Australasia	1			1	
<i>Missing</i>		3		3	1%
<i>Not known</i>	21	1	2	24	6%
<b>Total</b>	<b>267</b>	<b>51</b>	<b>99</b>	<b>417</b>	
<b>Total**</b>				<b>390</b>	<b>100%</b>

## 5) Accommodation and reconnection events (Outreach)

Outreach accommodation (bookings and referrals) and reconnection events achieved in the year by type of accommodation

Accommodation type	2011/12	%	2010/11	%
Assessment centre	0	0%	0	0%
Bed & breakfast	19	6%	13	4%
Clinic/Detox/Rehab	14	4%	18	5%
Night Centre	0	0%	16	5%
Rolling shelter	139	42%	118	35%
Hostel	91	28%	92	27%
Other temporary	0	0%	0	0%
Second-stage accommodation	2	1%	5	1%
St Mungo's complex needs	1	0%	0	0%
St Mungo's semi-independent	0	0%	0	0%
Clearing House/RSI	6	2%	2	1%
LA tenancy (general needs)	2	1%	0	0%
Private rented sector	0	0%	1	0%
Private rented sector - independent	19	6%	9	3%
Private rented sector - with some floating support/support	0	0%	2	1%
RSL tenancy (general needs)	0	0%	1	0%
Sheltered housing	0	0%	0	0%
Supported housing	0	0%	4	1%
Other long-term accommodation	0	0%	0	0%
<b>Bookings into accommodation total</b>	<b>293</b>	<b>89%</b>	<b>281</b>	<b>84%</b>
Return to home area	22	7%	26	8%
Seeking work	4	1%	10	3%
Move to area for friends/family	13	4%	9	3%
Move to area with appropriate services	16	5%	18	5%
Other	0	0%	4	1%
<b>Reconnections total</b>	<b>35</b>	<b>11%</b>	<b>54</b>	<b>16%</b>
<b>TOTAL</b>	<b>328</b>	<b>100%</b>	<b>335</b>	<b>100%</b>

Outreach and BBS teams across Southwark succeeded in reconnecting or booking into accommodation 177 people, 28% of the 641 people contacted during the year.

156 people had a total of 293 booking in events. This indicates that individuals can be booked into accommodation (the same type or different) more than once in the year.

25 people were booked into long-term accommodation.

78 people were booked into hostel accommodation.

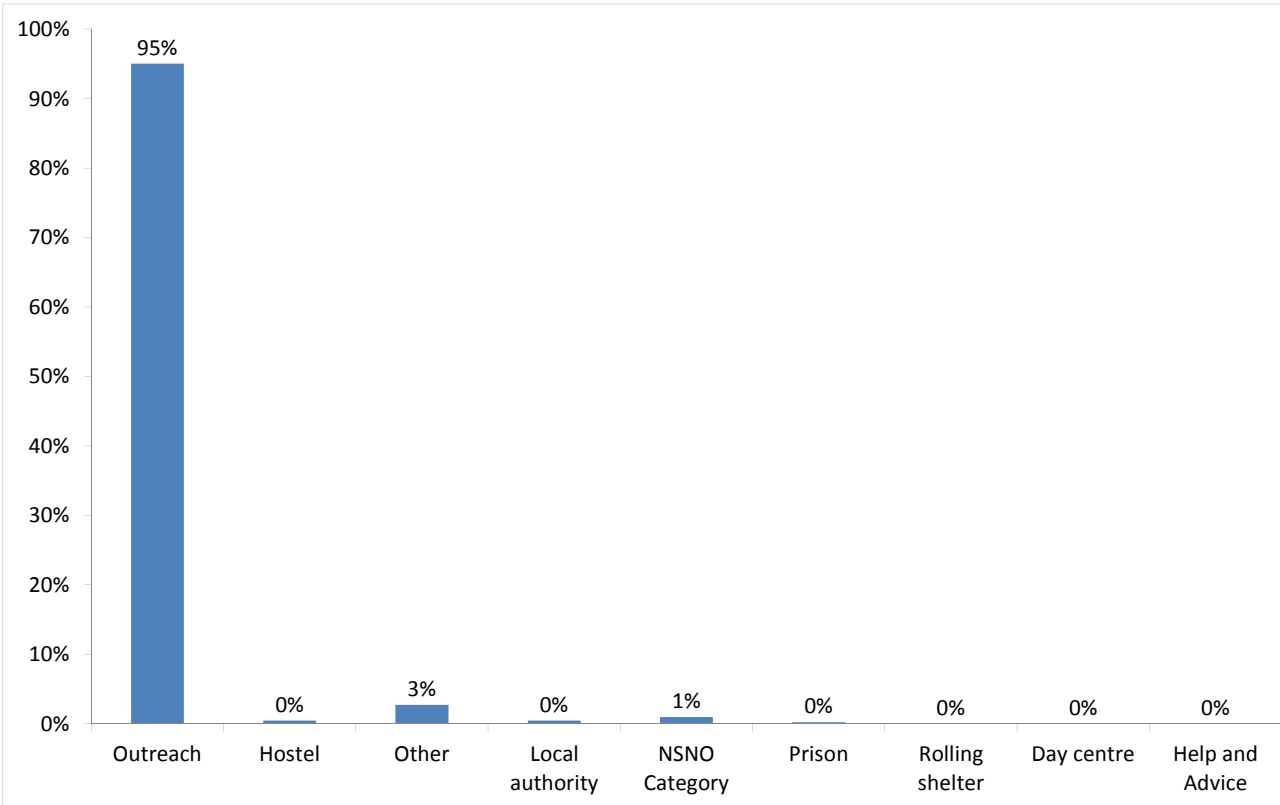
Outreach and BBS teams across Southwark achieved a confirmed reconnection with 35 people they contacted this year. This is 5% of the people contacted by outreach or BBS teams this year.

35 confirmed reconnection events were recorded by outreach and BBS teams for verified rough sleepers this year. There were no such actions for the wider street population (people not seen sleeping rough).

## Temporary Accommodation: hostels, assessment centres, rolling shelters and second stage

### 6) Arrivals

Temporary accommodation arrivals by accommodation project and source of referral.



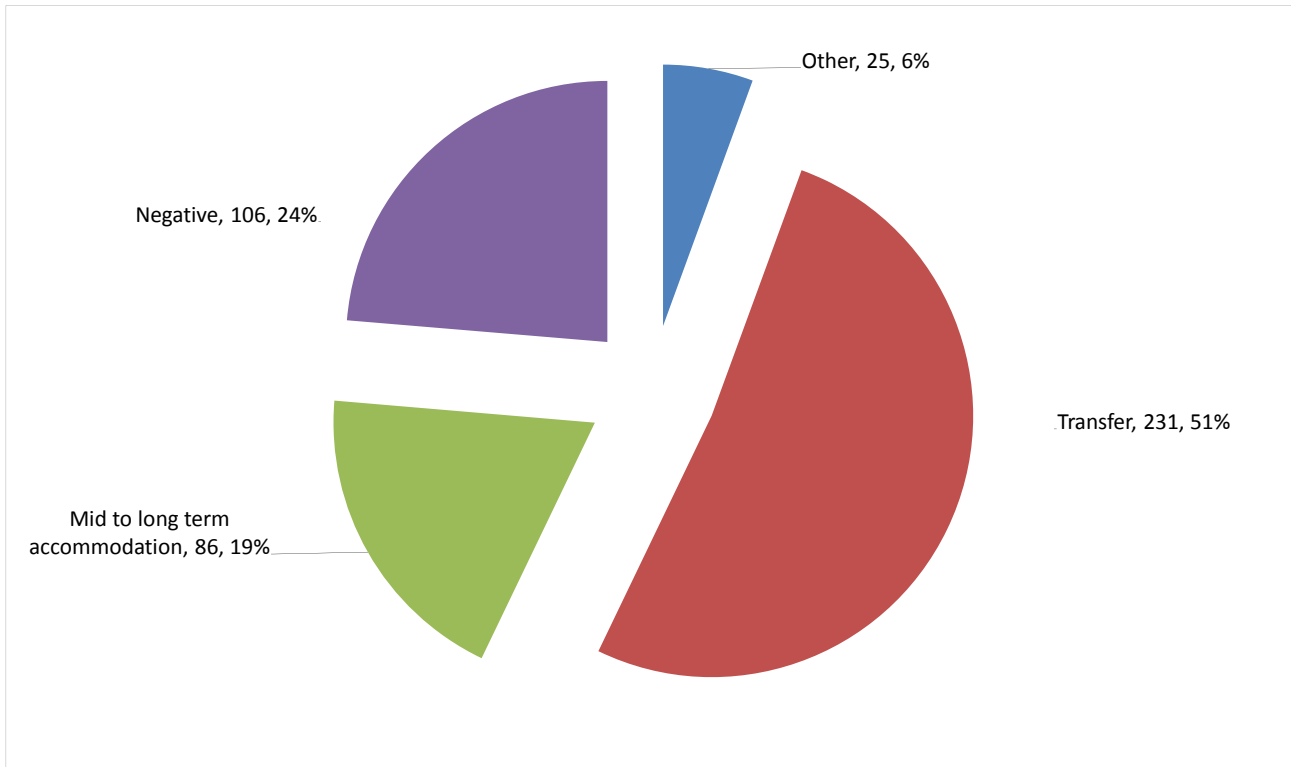
Base: 402

326 people arrived at accommodation in Southwark this year. These 326 people had 402 arrival actions. This indicates that an individual can arrive more than once (at the same accommodation project or different) in a period.



## 7) Departures - destination on departure

Departure actions by destination on departure



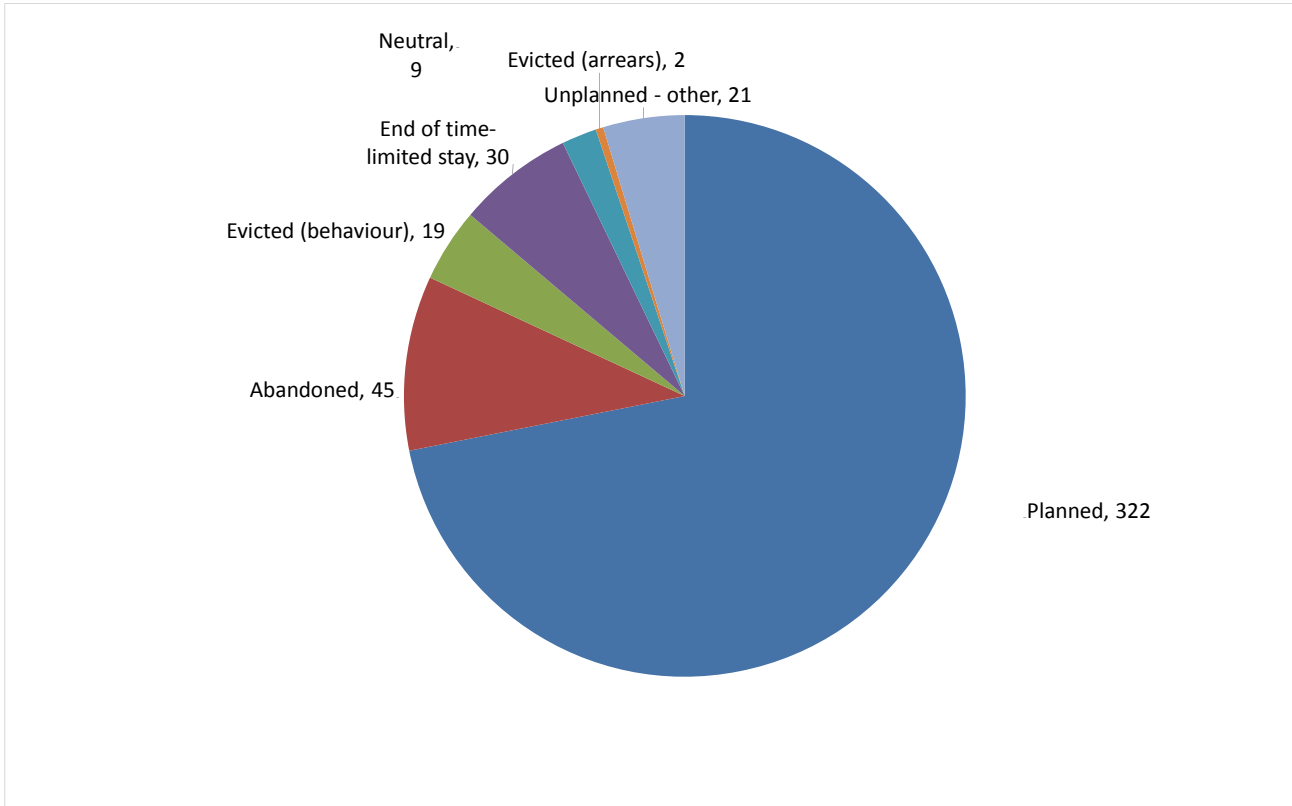
Destination categories on CHAIN	Chart category	Colour
Care home, Clearing House/RSI, Home area, Hospital - long term, LA tenancy (general needs), Long-term accommodation, Previous home, Private rented sector - independent, Private rented sector - supported, RSL tenancy (general needs), Sheltered Housing, Supported Housing	Mid to long term accommodation	Green
Bed & Breakfast, Detox clinic, Hostel, Hostel - another organisation, Hostel - within the organisation, Rehab clinic, Temporary accommodation, Psychiatric hospital, Hospital - NOT long term/acute care	Transfer	Red
Not known, Sleeping rough/returned to streets, Taken into custody	Negative	Purple
Died, Outside London, Staying with family, Staying with friends	Other	Blue

<b>Destination on departure from temporary accommodation</b>	<b>Number</b>	<b>%</b>
Accomm where client is owner	1	0%
Bed & Breakfast	19	4%
Clearing House/RSI	13	3%
Detox clinic	10	2%
Died	3	1%
Hospital - long term	5	1%
Hospital - NOT long term/acute care	1	0%
Hostel - another organisation	104	23%
Hostel - within the organisation	69	15%
LA tenancy (general needs)	11	2%
Night Shelter	6	1%
Not known	64	14%
Previous home (describe type of accomm in notes)	2	0%
Private rented sector - independent	16	4%
Private rented sector - with some floating support/support	4	1%
Psychiatric hospital	3	1%
Rehab clinic	4	1%
Returned to home country (EEA)	3	1%
Returned to home country (non EEA)	2	0%
RSL tenancy (general needs)	2	0%
Sheltered Housing	4	1%
Sleeping rough/Returned to streets	16	4%
Staying with family	8	2%
Staying with friends	14	3%
Supported Housing	21	5%
Taken into custody	26	6%
Temporary accommodation (LA)	15	3%
Tied accommodation with work	2	0%
<b>Total</b>	<b>448</b>	<b>100%</b>

377 people departed from accommodation in Southwark this year. These 377 people had 448 departure actions. This indicates that an individual can depart from more than once (at the same accommodation project or different) in a period.

## 8) Departures - planned or unplanned

Departures by whether or not the departure was planned or unplanned

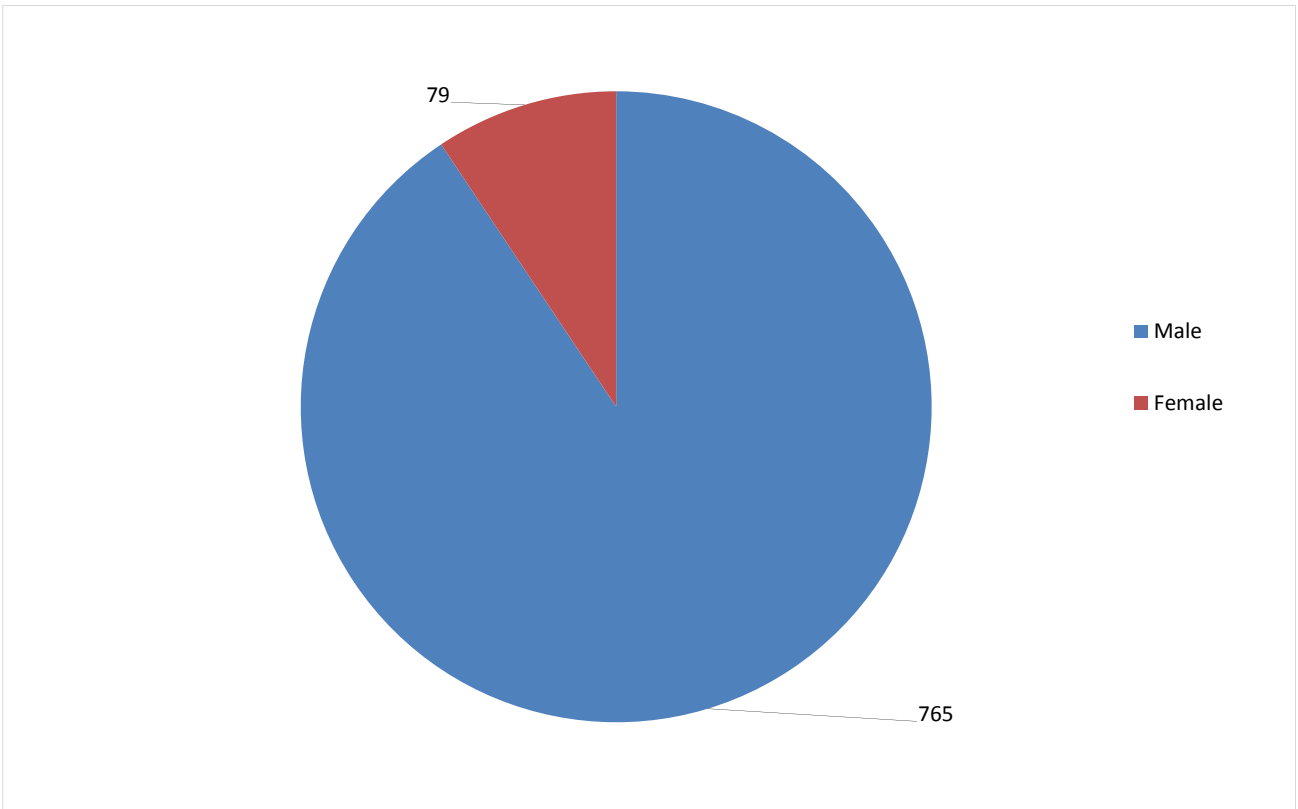


Base: 448

## Demographics

### 9) Gender

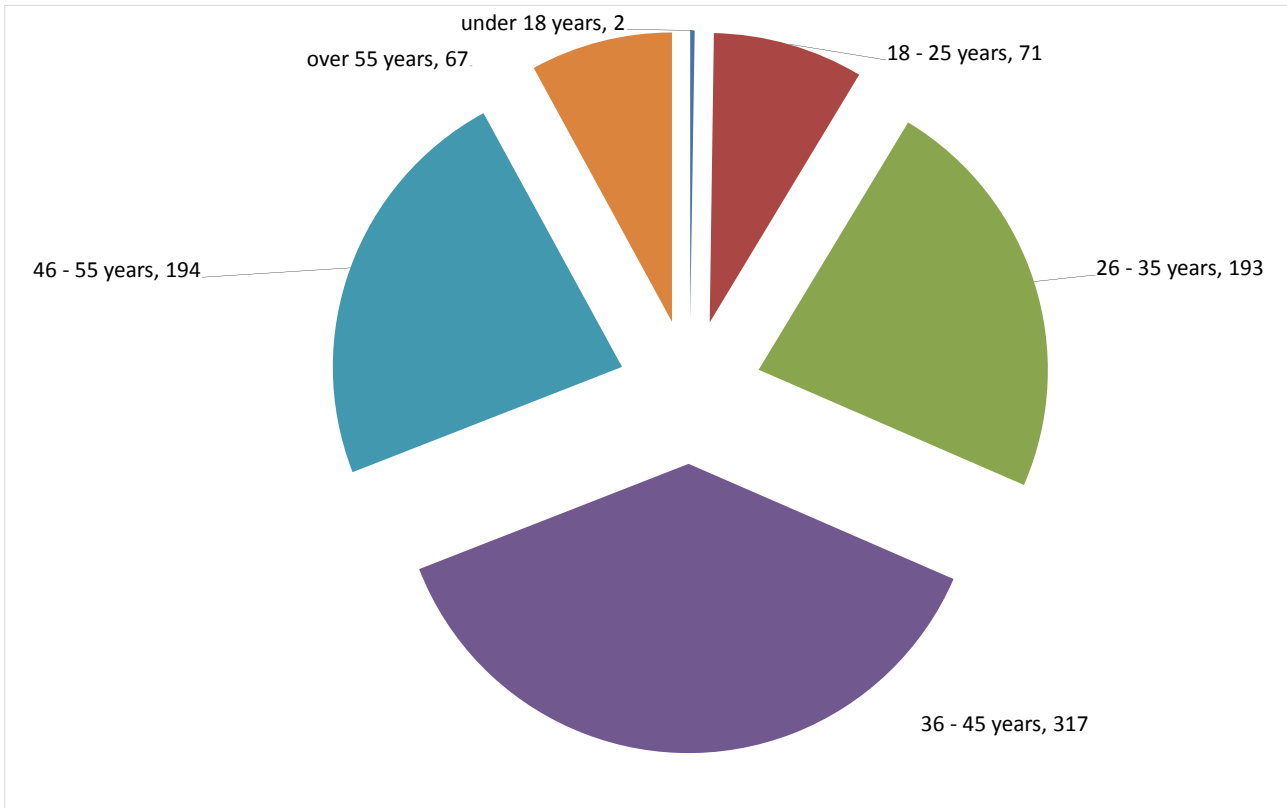
People contacted by outreach or BBS teams and/or arriving in or departing from accommodation in the year by gender



Base: 844

## 10) Age

People contacted by outreach or BBS teams and/or arriving in or departing from accommodation in the year by age



Base: 844

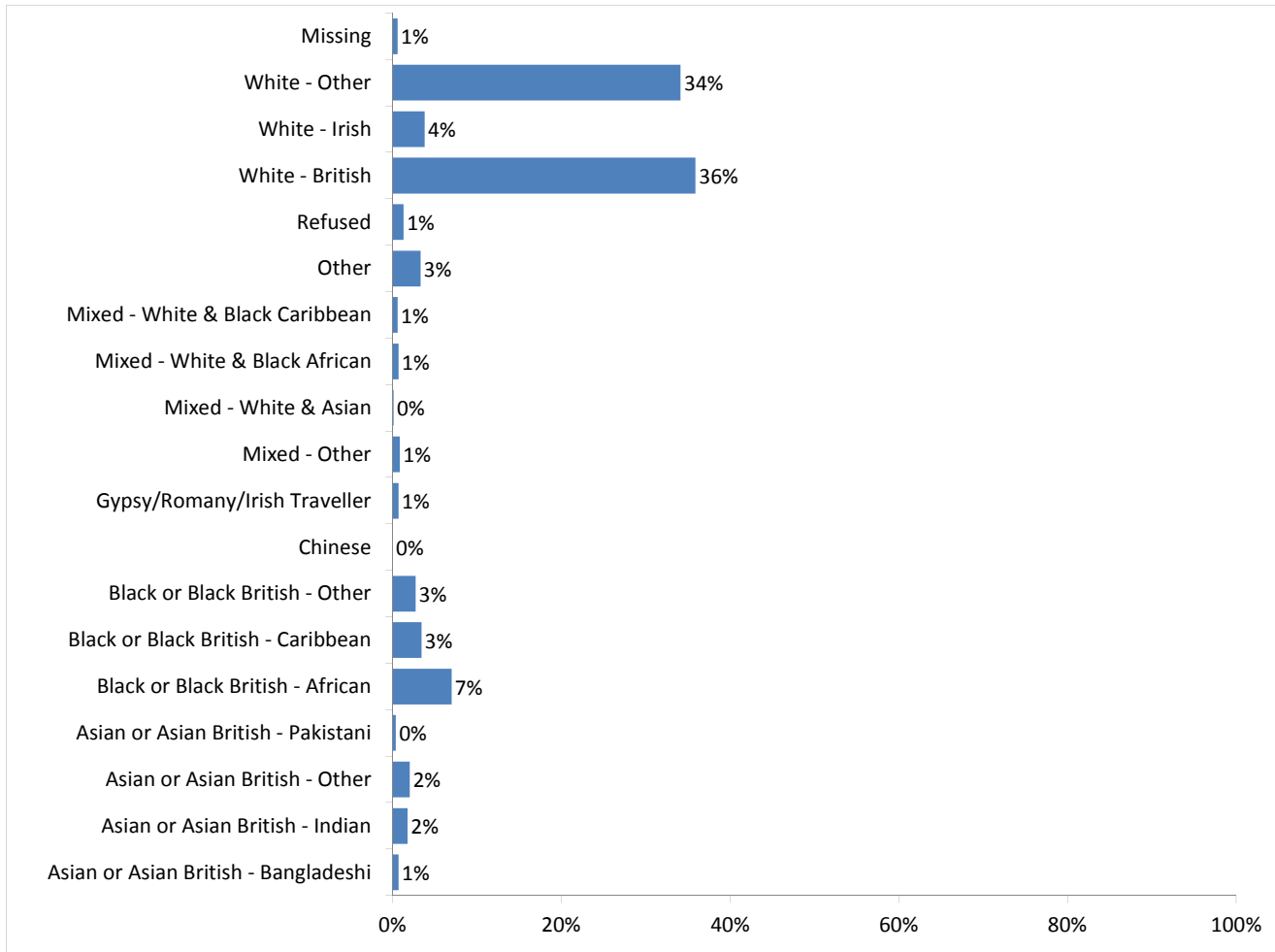
60% of people contacted in Southwark this year were aged 26-45.

9% of people contacted were aged 25 years or under, 2 of which were aged under 18 years.

8% were aged over 55 years.

## 11) Ethnicity

People contacted by outreach or BBS teams and/or arriving in or departing from accommodation in the year by ethnicity



Base: 844

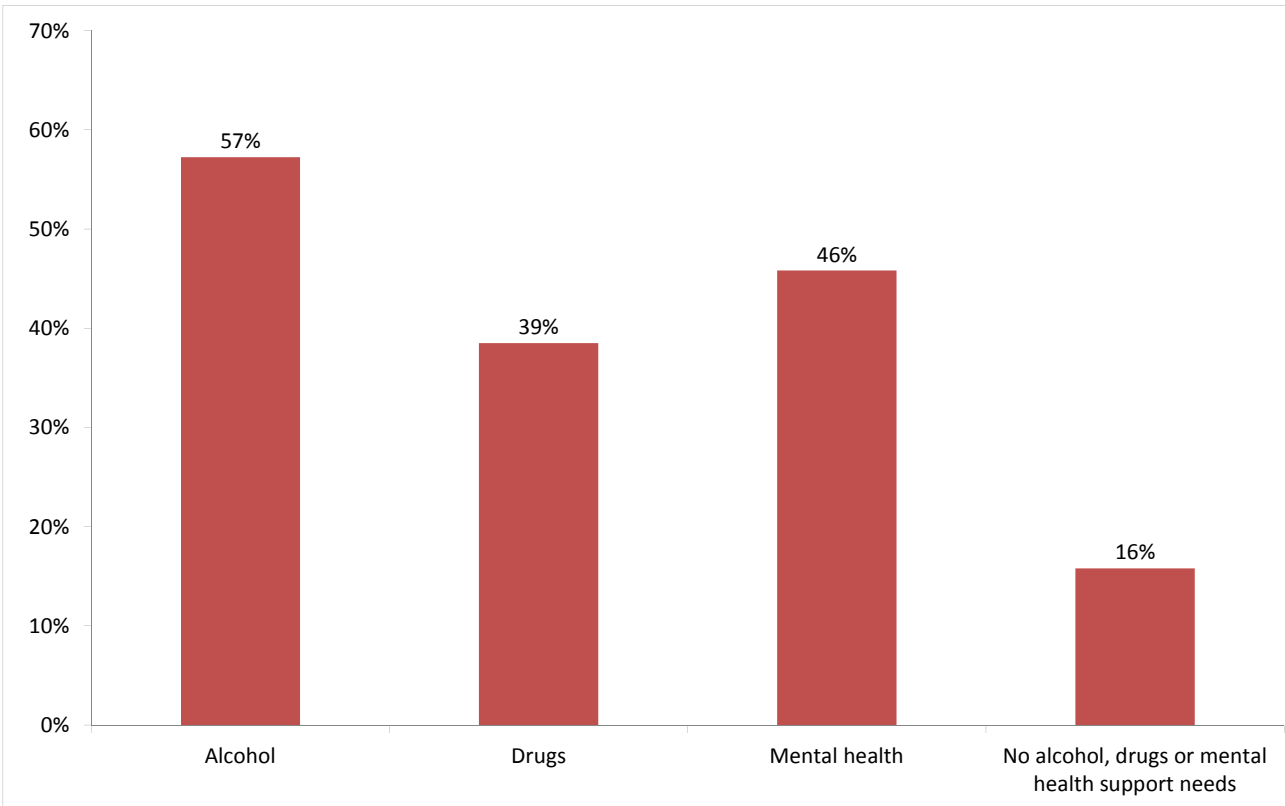
The majority of people contacted in Southwark in 2011-12 are white (74%), most of whom are white British.

13% of people contacted are black and 5% are Asian.

## Client Support Needs/Institutional History

### 12) Support needs

People contacted by outreach or BBS teams and/or arriving in accommodation in the year by support needs

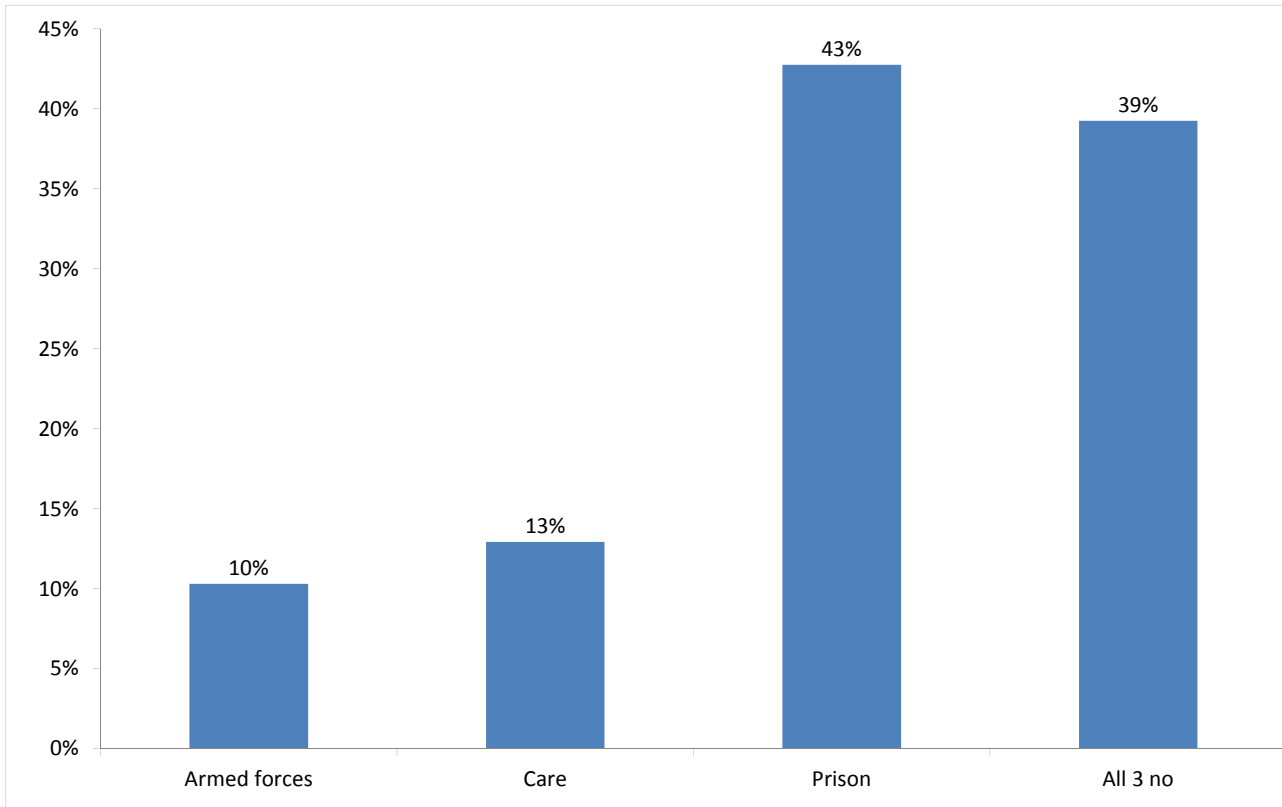


Base: 683 Note that the base figure for this graph excludes clients where all 3 support needs are not known or not recorded (156).

Support Needs	No. of people	%
Alcohol only	123	15%
Drugs only	58	7%
Mental health only	75	9%
Alcohol and drugs	68	8%
Alcohol and mental health	101	12%
Drugs and mental health	38	5%
Alcohol, drugs and mental health	99	12%
All 3 no	108	13%
All 3 not known or not assessed	156	19%
All 3 no, not known or not assessed	13	2%
<b>Total</b>	<b>839</b>	<b>100%</b>

### 13) Experience of armed forces, care and prison

People contacted by outreach or BBS teams and/or arriving in accommodation in the year by experience of the armed forces, care or prison



Base: 573 Note that the base figure for this graph excludes clients where all 3 institutional histories are not known.

59 people contacted in Southwark this year have previously been in the armed forces.

Nationality	Number	% of people seen rough sleeping
UK	7	2%
Non-UK	26	6%
<b>Total</b>	<b>33</b>	<b>8%</b>

74 people contacted in Southwark this year have previously been in care.

245 people contacted in Southwark this year have previously been in prison.

It is possible for someone contacted to have previous experience of more than one institution and so be included in more than one of the above figures. 46 people contacted in the year have been in care and prison.



## Appendices

### Arrivals by source of referral

Source of referral → Accommodation ↓	BBS - CSTM	BBS - St Mungo's	Westminster Compass	City Rough Sleepers Team	Ealing SPOT	Heathrow Airport Outreach	Lambeth SORT	Southwark SPOT	SPEAR Outreach	Tower Hamlets SORT	London Street Rescue	Pilion Islington Outreach	Assessment Hub - North	Hostel	St Mungo's internal transfer	Local authority	Prison (other referral source)	Total	
St Mungo's - Rushworth Street	1	1	2	20	31	13	66	105	3	15	56		4				1	<b>318</b>	
Look Ahead - David Barker House				1		1	2	10									6	<b>20</b>	
Look Ahead - Grange Road								12		1								<b>13</b>	
Look Ahead - Joe Richards House								9						1		1		<b>11</b>	
Equinox - Joe Richards House								2										<b>2</b>	
Salvation Army - David Barker House	1						1	4				1					2	<b>9</b>	
St Mungo's - Copleston Road																	1	<b>1</b>	
St Mungo's - Great Guildford Street							1	14										<b>15</b>	
St Mungo's - Grange Road								9							1	1	1	<b>13</b>	
<b>Total</b>	<b>2</b>	<b>1</b>	<b>2</b>	<b>21</b>	<b>31</b>	<b>14</b>	<b>70</b>	<b>165</b>	<b>3</b>	<b>16</b>	<b>56</b>	<b>1</b>	<b>4</b>	<b>1</b>	<b>1</b>	<b>2</b>	<b>1</b>	<b>11</b>	<b>402</b>

**Departures by destination on departure**

<b>Destination Accommodation</b>	Accomm where client is owner	Bed & Breakfast	Clearing House/RSI	Detox clinic	Died	Hospital - long term	Hospital - NOT long term/acute	Hostel - another organisation	Hostel - within the organisation	LA tenancy (general needs)	Night Shelter	Not known	Previous home (describe type of)	Private rented sector -	Private rented sector - with psychiatric hospital	Rehab clinic	Returned to home country	Returned to home country (Non EEA)	Sleeping rough/Returned	Staying with family	Staying with friends	RSL tenancy (general needs)	Sheltered Housing	Supported Housing	Taken into custody	Tied accommodation	Temporary accommodation	<b>Total</b>	
St Mungo's - Rushworth Street	1	18		8	1	4		92	51		6	43	2	14	4	2	1	3	2	15	3	10		2	12	13	2	14	323
Equinox - Joe Richards House				1												1				1	1							4	
Look Ahead - Joe Richards House										1		1													1			3	
Salvation Army - David Barker House		1	13		1		1	1		1		7		2						1	2	1	1		1		1	34	
St Mungo's - Copleston Road																				1								1	
St Mungo's - Great Guildford Street				1		1		6	15	3		4				1	2		1	1	1		1	9	9			55	
St Mungo's - Grange Road					1			5	3	6		9								1		1			2			28	
<b>Total</b>	<b>1</b>	<b>19</b>	<b>13</b>	<b>10</b>	<b>3</b>	<b>5</b>	<b>1</b>	<b>104</b>	<b>69</b>	<b>11</b>	<b>6</b>	<b>64</b>	<b>2</b>	<b>16</b>	<b>4</b>	<b>3</b>	<b>4</b>	<b>3</b>	<b>2</b>	<b>16</b>	<b>8</b>	<b>14</b>	<b>2</b>	<b>4</b>	<b>21</b>	<b>26</b>	<b>2</b>	<b>15</b>	<b>448</b>

**Departures by reason for leaving**

<b>Planned/Unplanned</b> <b>Accommodation</b>	Planned	Abandoned	Evicted (behaviour)	End of time-limited stay	Neutral	Evicted (arrears)	Unplanned - other	Total
St Mungo's - Rushworth Street	237	28	12	28	7		11	<b>323</b>
Equinox - Joe Richards House	<b>3</b>		<b>1</b>					<b>4</b>
Look Ahead - Joe Richards House	<b>1</b>	<b>1</b>					<b>1</b>	<b>3</b>
Salvation Army - David Barker House	25	4	1	1	1	1	1	<b>34</b>
St Mungo's - Copleston Road	1							<b>1</b>
St Mungo's - Great Guildford Street	40	4	1	1		1	8	<b>55</b>
St Mungo's - Grange Road	15	8	4		1			<b>28</b>
<b>Total</b>	<b>322</b>	<b>45</b>	<b>19</b>	<b>30</b>	<b>9</b>	<b>2</b>	<b>21</b>	<b>448</b>