

CHAIN Annual Report



TOWER HAMLETS

1st April 2012 - 31st March 2013



BROADWAY

STREET TO HOME

020 7710 0550

info@broadwaylondon.org

www.broadwaylondon.org

[@Broadwaycharity](https://www.facebook.com/Broadwaycharity) [f Broadwaycharity](https://www.facebook.com/Broadwaycharity)

Registered charity no. 274403

CHAIN annual report for Tower Hamlets 2012/13

Contents

Outreach Work

1) Rough sleeping

People seen sleeping rough by outreach team(s) in the year

2) Rough sleeping (rolling) (flow, stock and returner)

People seen rough sleeping by outreach teams in the year by the flow, stock and returner model

3) Rough sleeping volume (flow, stock and returner)

People seen rough sleeping by number of bedded down contacts during the year, by flow, stock and returner model

4) Number of times seen rough sleeping

People seen sleeping rough by number of contacts in the year

5) New rough sleepers (flow) - last settled base and reason for leaving

People seen rough sleeping by outreach teams for the first time by their last settled base and reason for leaving

Demographics

6) Nationality of rough sleepers

People seen rough sleeping by outreach teams during the year by flow, stock and returner model.

7) Gender

People seen rough sleeping in the year, by gender

8) Age

People seen rough sleeping in the year, by age

9) Ethnicity

People seen rough sleeping in the year, by ethnicity

Support needs, experience of armed forces, care or prison

10) Support needs

People seen sleeping rough in the year, by support needs

11) Experience of armed forces, care and prison

People seen rough sleeping, by experience of the armed forces, care or prison

Accommodation and move-on

12) Accommodation and reconnection events (Outreach)

Outreach accommodation (bookings and referrals) and reconnection events achieved in the year

Hostels, assessment centres, rolling shelters and second stage accommodation

13) Departures - destination on departure

Departures from hostels, categorised by where people went after leaving

14) Departures - planned or unplanned

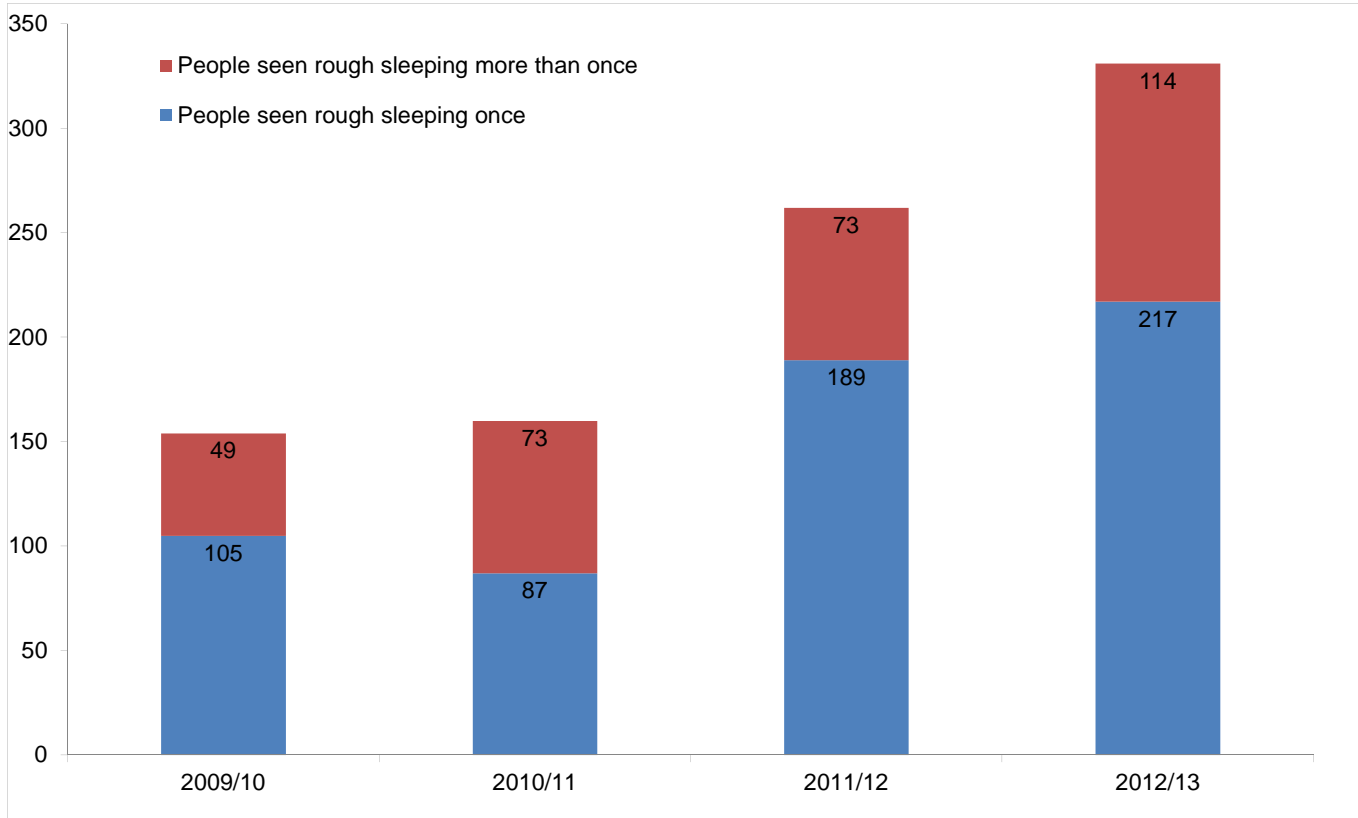
Departures by whether or not the departure was planned or unplanned

CHAIN annual report for Tower Hamlets

Outreach work

1) Rough sleeping

People seen sleeping rough by outreach team(s) in the year



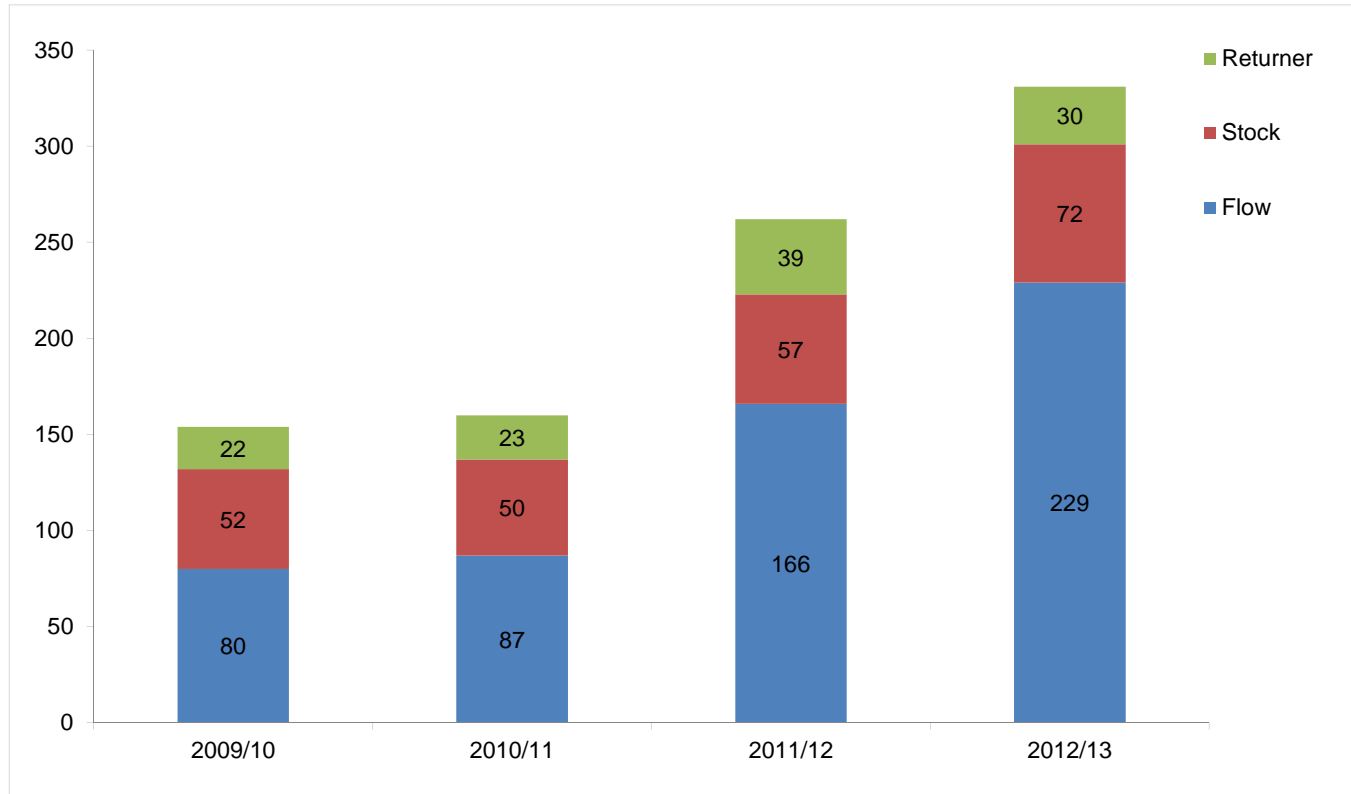
2009/10 base: 154
2010/11 base: 160
2011/12 base: 262
2012/13 base: 331

2) Rough sleeping (rolling) (flow, stock and returner)

People seen rough sleeping by outreach teams in the year by the flow, stock and returner model

The flow, stock and returner model categorises people seen sleeping rough according to whether they have also been seen bedded down in previous periods:

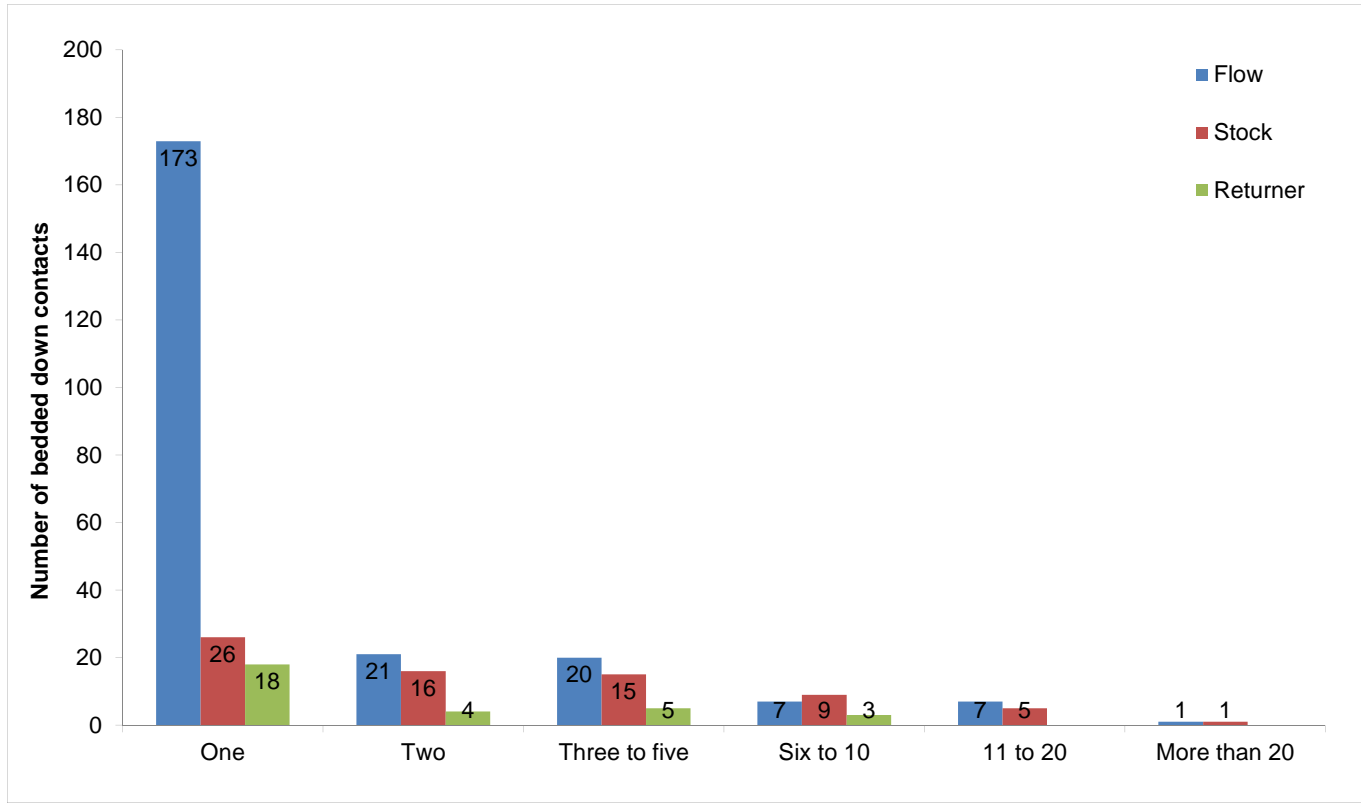
Flow	People who have never been seen sleeping rough before
Stock	People who were seen sleeping rough in 2012/13 and also in 2011/12 (i.e. those seen across a minimum of two consecutive years).
Returner	People who were also seen sleeping rough over a year ago but were not seen sleeping rough in 2011/12 (i.e. those who have had a gap in their rough sleeping histories).



2009/10 base:	154
2010/11 base:	160
2011/12 base:	262
2012/13 base:	331

3) Rough sleeping volume (flow, stock and returner)

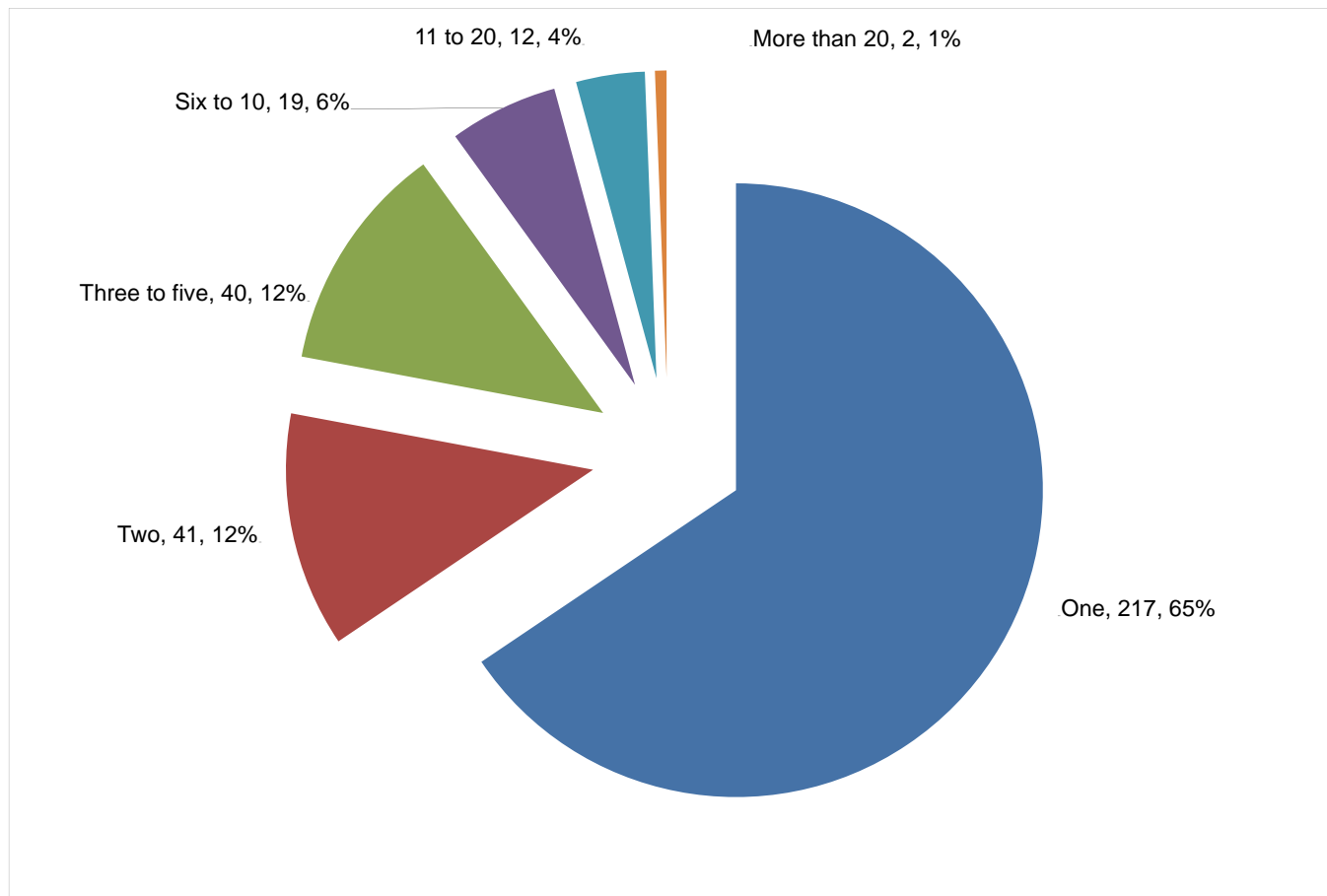
People seen rough sleeping by number of bedded down contacts during the year, by flow, stock and returner model



Base (Flow): 229
Base (Stock): 72
Base (Returner): 30

4) Number of times seen rough sleeping

People seen sleeping rough by number of contacts in the year



Base: 331

5) New rough sleepers (flow) - last settled base and reason for leaving

People seen rough sleeping by outreach teams for the first time by their last settled base and reason for leaving

Last settled base	Number	%*
Asylum support accommodation	2	2%
Family home	33	27%
Hostel	15	12%
LA accommodation	5	4%
Prison	4	3%
Private rented accommodation	41	34%
Squat	3	2%
Staying with friends	17	14%
Temporary accommodation (LA)	1	1%
Temporary accommodation (non-LA)	1	1%
<i>Not known</i>	107	
Total (excluding not known)	122	100%
Grand total	229	

Reason for leaving last settled base	Number	%*
Asked to leave	4	4%
Bereavement	6	6%
Domestic violence - perpetrator	1	1%
End of stay - asylum accommodation	1	1%
End of stay - hostel	1	1%
Evicted	25	24%
Evicted - arrears	2	2%
Evicted - other	1	1%
Left hospital	1	1%
Left prison	1	1%
Other	6	6%
Relationship breakdown	37	36%
Relationship breakdown - violence from partner or associated person	1	1%
Reposessed	1	1%
Seeking work	14	13%
Seeking work - from within UK	2	2%
<i>Not known</i>	125	
Total (excluding not known)	104	100%
Grand total	229	

*The total excluding not known is used as the base for the percentages.

Demographics

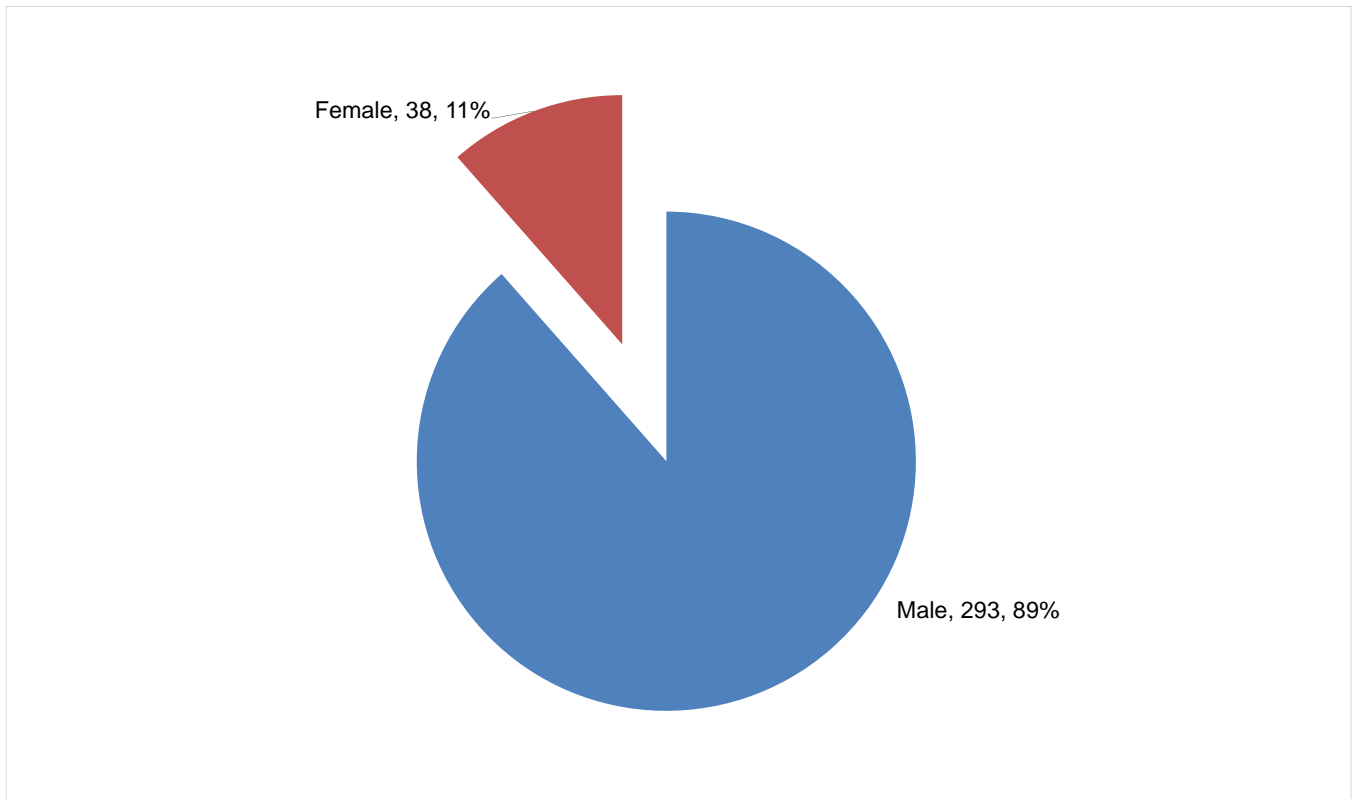
6) Nationality of rough sleepers

People seen rough sleeping by outreach teams during the year by flow, stock and returner model.

Nationality	Flow	Stock	Returner	Total	%
UK	99	32	21	152	47%
Spain	5	0	2	7	2%
other Europe	19	4	0	23	7%
Poland	25	11	1	37	11%
Latvia	8	3	0	11	3%
Lithuania	16	6	2	24	7%
Romania	11	4	0	15	5%
other CEE	5	3	0	8	2%
Bangladesh	13	2	0	15	5%
other Asia	3	4	0	7	2%
Americas	1	1	0	2	1%
Somalia	8	2	0	10	3%
other Africa	9	0	3	12	4%
<i>Not known</i>	7	0	1	8	
<i>Missing</i>					
Total (excluding not known/missing)	222	72	29	323	100%
Grand Total	229	72	30	331	

7) Gender

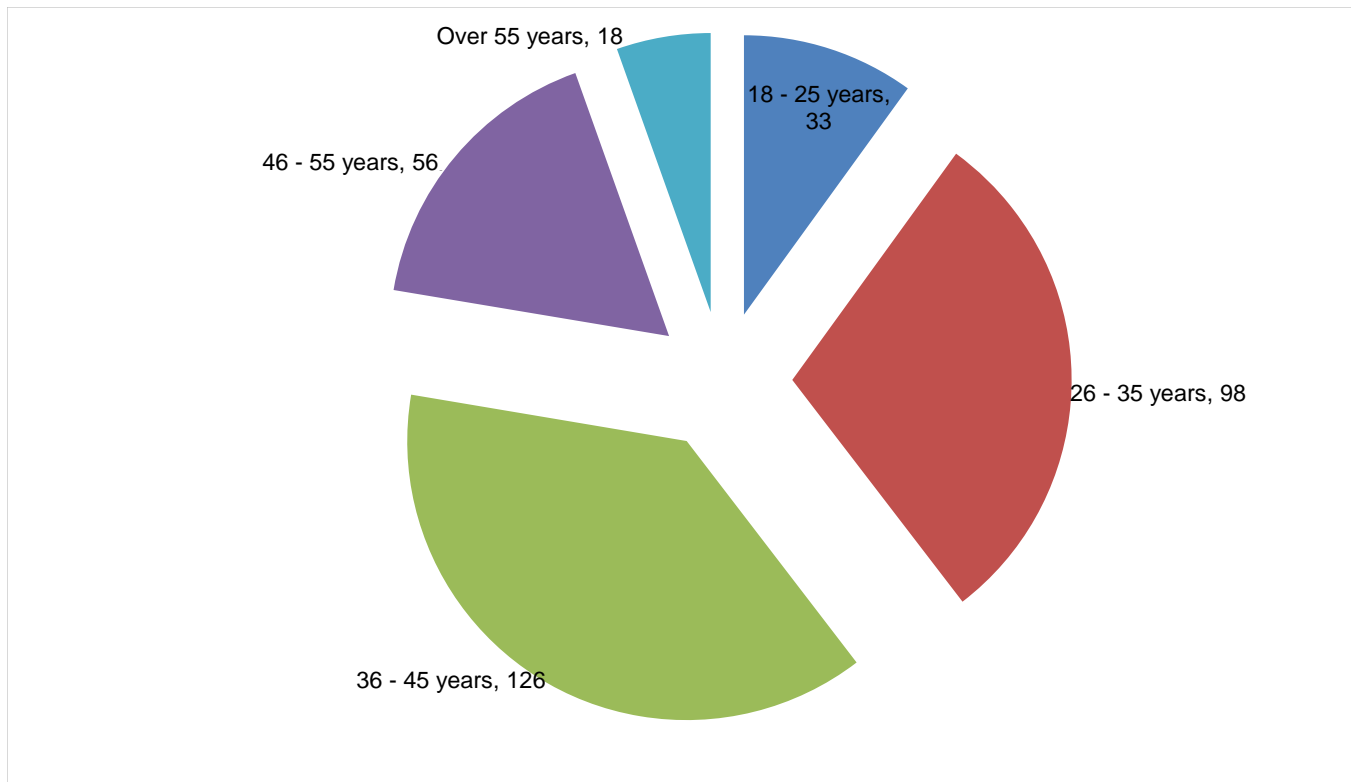
People seen rough sleeping in the year, by gender



Base: 331

8) Age

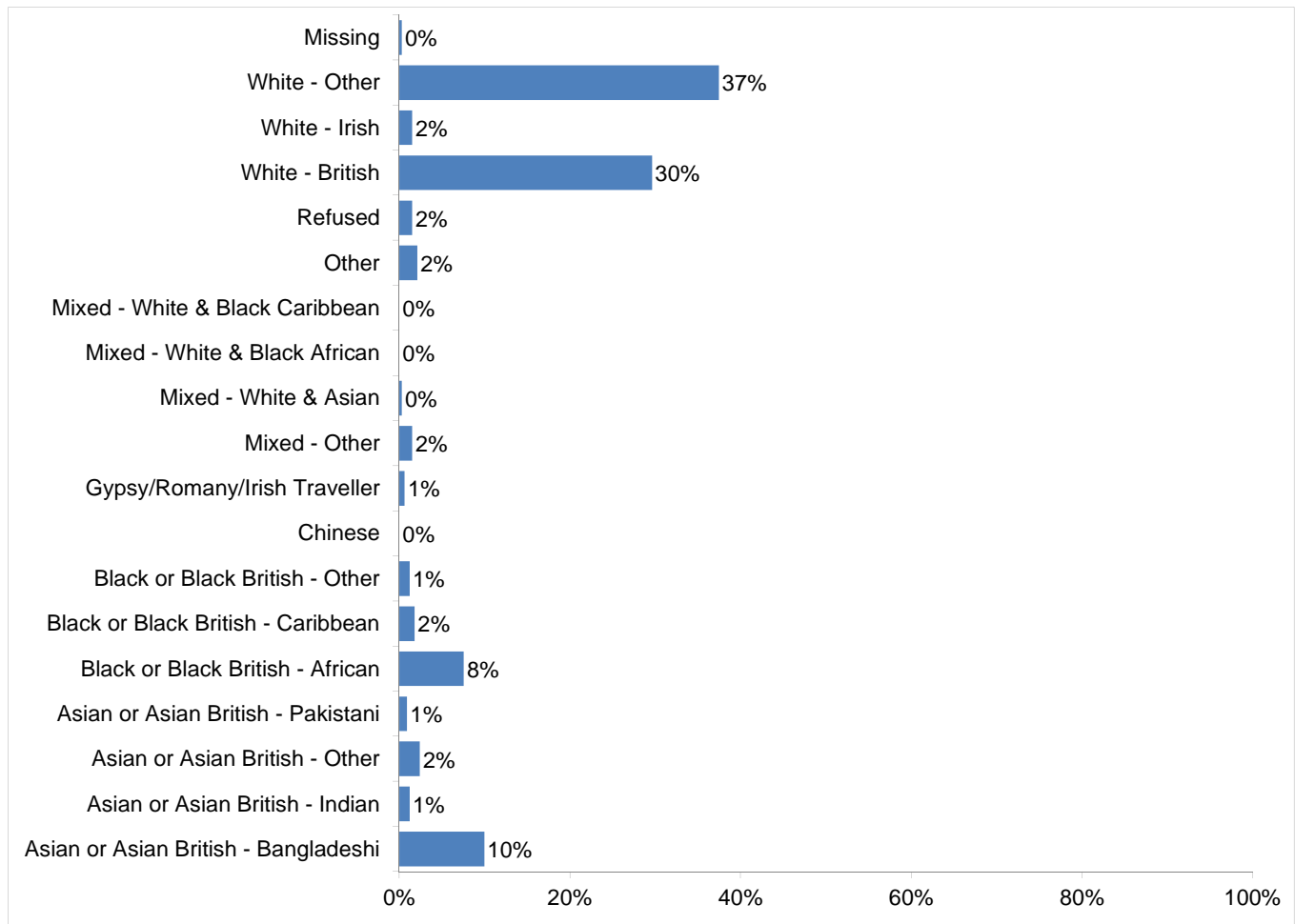
People seen rough sleeping in the year, by age



Base: 331

9) Ethnicity

People seen rough sleeping in the year, by ethnicity

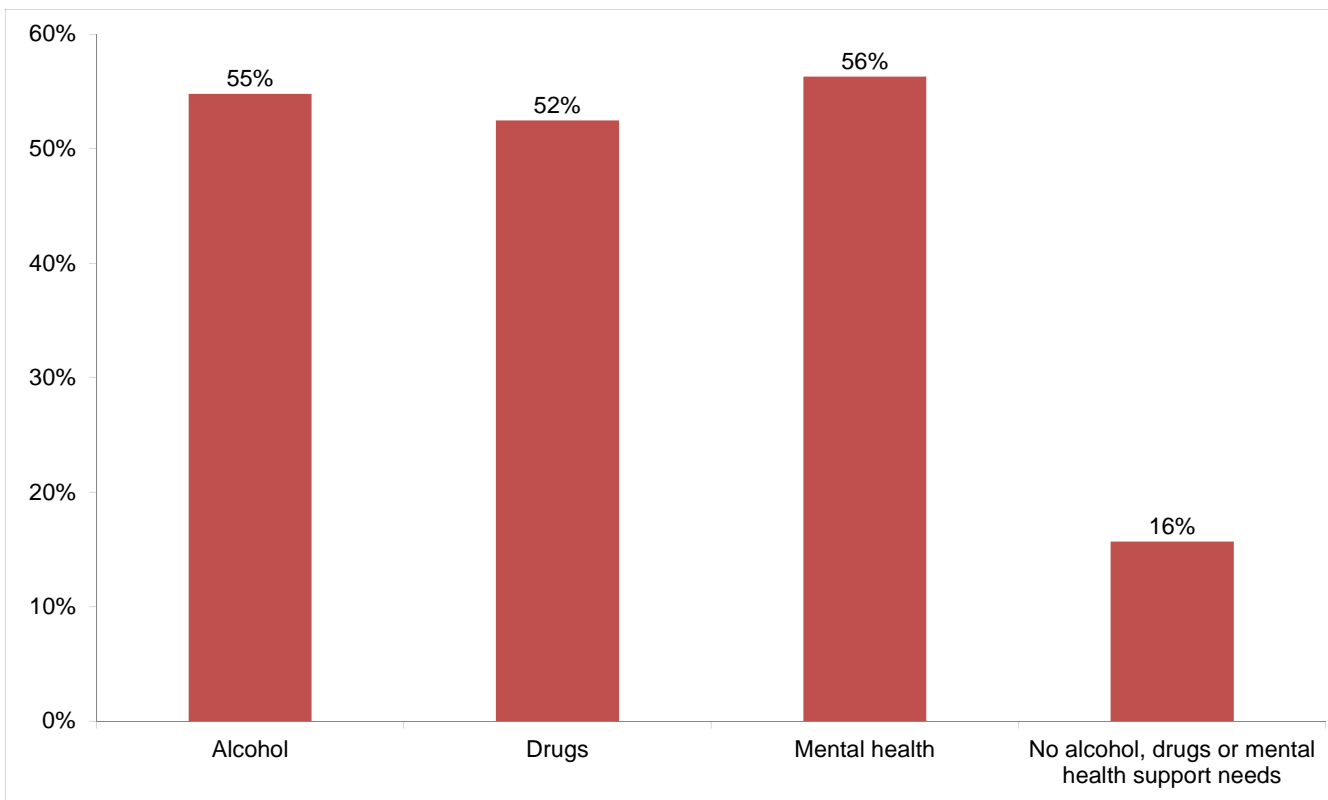


Base: 331

Client support needs and experience of armed forces, care or prison

10) Support needs

People seen sleeping rough in the year, by support needs

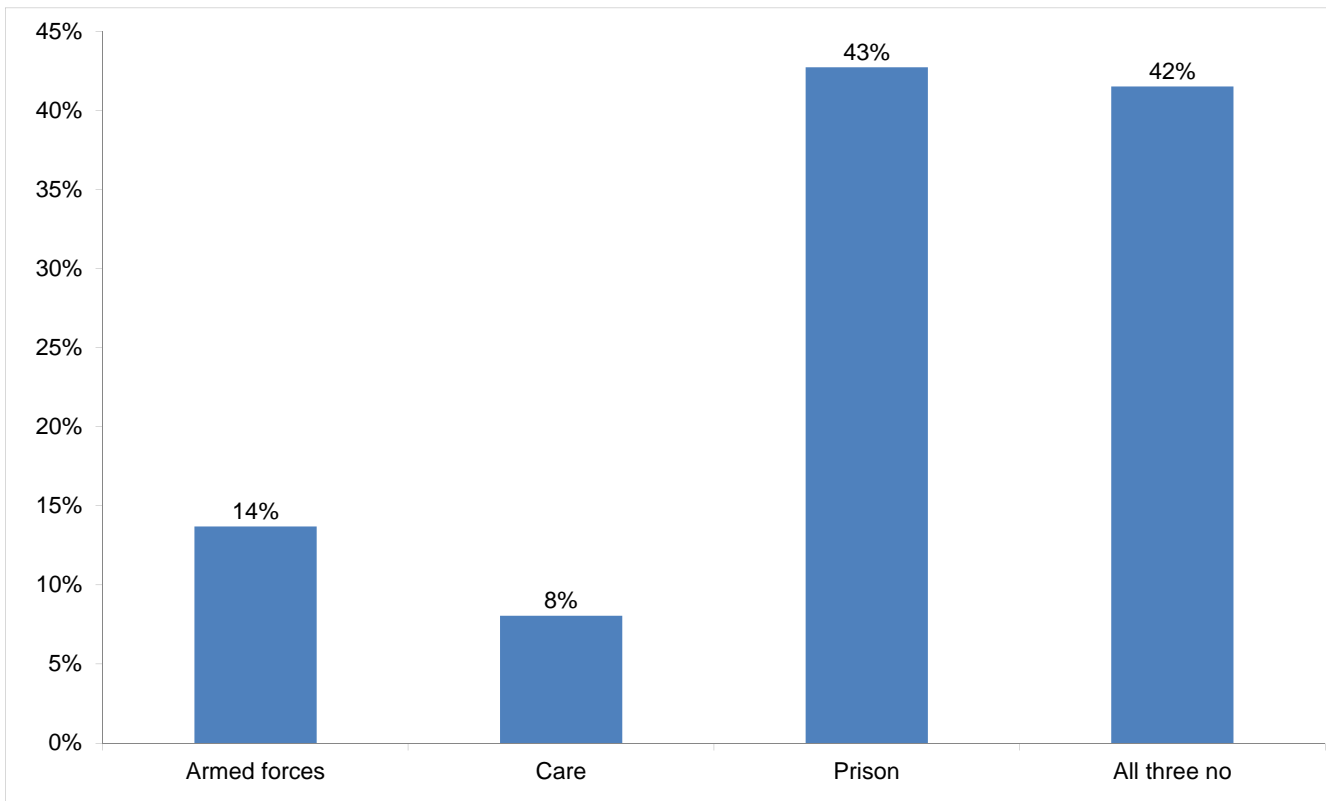


(70).

Support Needs	No. of people	%
Alcohol only	28	8%
Drugs only	16	5%
Mental health only	33	10%
Alcohol and drugs	23	7%
Alcohol and mental health	16	5%
Drugs and mental health	22	7%
Alcohol, drugs and mental health	76	23%
All three no	41	12%
All three not known or not assessed	70	21%
All three no, not known or not assessed	6	2%
Total	331	100%

11) Experience of armed forces, care and prison

People seen rough sleeping, by experience of the armed forces, care or prison



Base: 248 Note that the base figure for this graph excludes clients where all three institutional histories are not known.

Nationality	Number	% of people
UK	11	4%
Non-UK	23	9%
Total*	248	14%

*People rough sleeping in the period in Tower Hamlets and who have been assessed for experience of armed forces, care or prison

12) Accommodation and reconnection events (Outreach)

Outreach accommodation (bookings and referrals) and reconnection events achieved in the year

Accommodation events

Accommodation type	Number	%
Assessment centre	7	5%
Bed & breakfast	11	8%
Clinic/detox/rehab	6	4%
Hostel	94	66%
Rolling shelter	10	7%
Temporary accommodation (LA)	1	1%
Temporary accommodation (other)	10	7%
Clearing House/RSI	3	2%
Private rented sector - independent	1	1%
Total	143	100%

Reconnection events

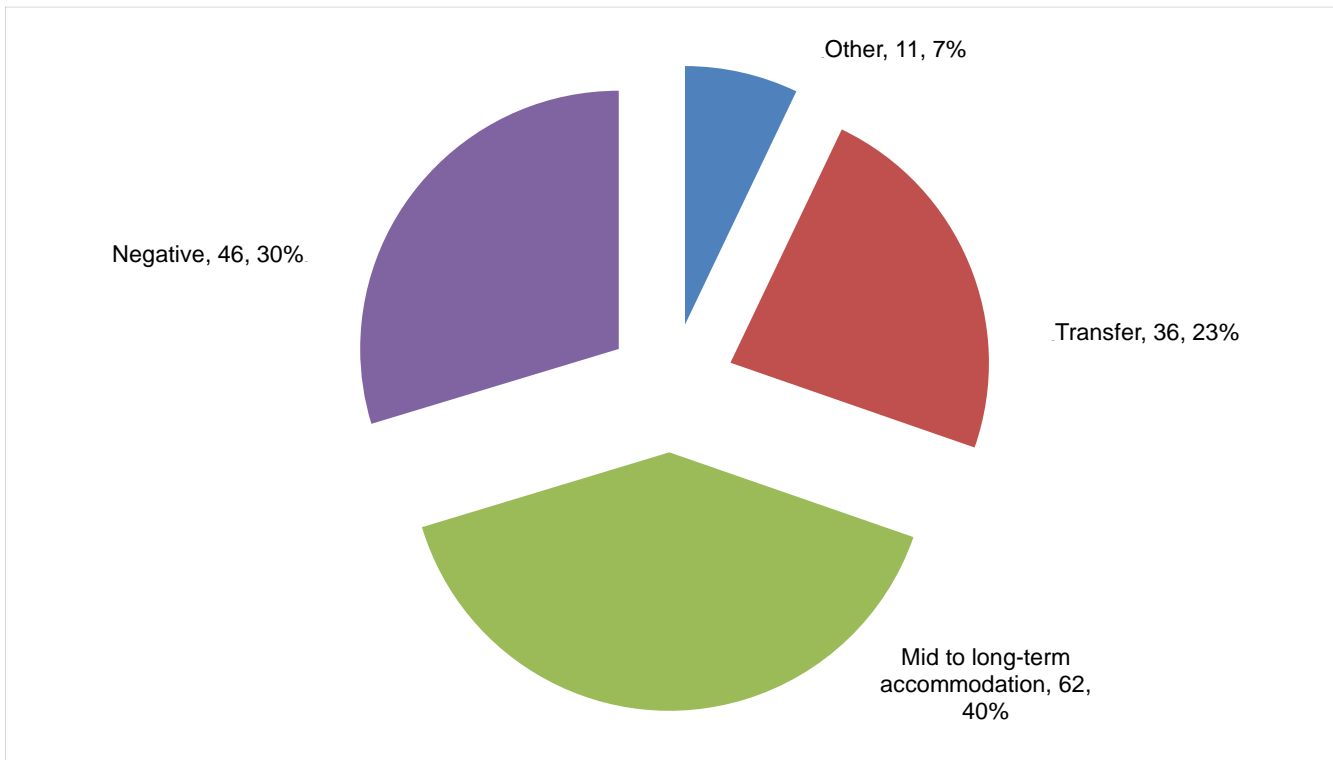
Outcomes	Number	%
Return to home area	24	83%
Move to area with friends/family	9	31%
Seeking work	21	72%
Move to area with appropriate services	7	24%
Other	0	0%
Reconnections total*	29	

*Each reconnection can have multiple outcomes associated with it. This means that the reconnections total is a unique count of the reconnections recorded by outreach teams in the year.

Temporary Accommodation: hostels, assessment centres, rolling shelters and second stage

13) Departures - destination on departure

Departures from hostels, categorised by where people went after leaving



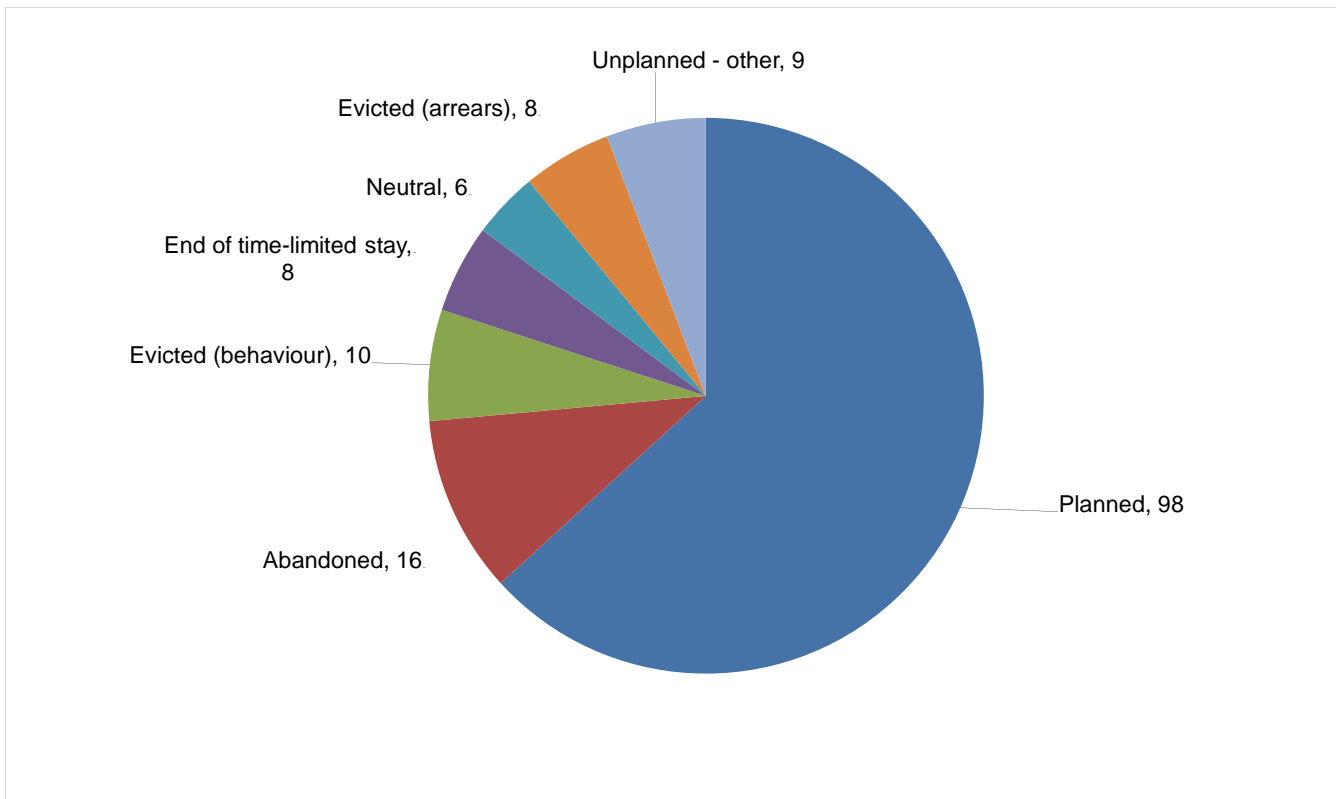
Base: 155

Destination categories on CHAIN	Chart category	Colour
Care home, Clearing House/RSI, home area, hospital - long term, LA tenancy (general needs), long-term accommodation, previous home, private rented sector - independent, private rented sector - supported, RSL tenancy (general needs), sheltered housing, supported housing	Mid to long-term accommodation	Green
Bed & breakfast, detox clinic, hostel, hostel - another organisation, hostel - within the organisation, rehab clinic, temporary accommodation, psychiatric hospital, hospital - NOT long term/acute care	Transfer	Red
Not known, sleeping rough/returned to streets, taken into custody	Negative	Purple
Died, outside London, staying with family, staying with friends	Other	Blue

Category	Number	%
Bed & breakfast	2	1%
Care home	1	1%
Clearing House/RSI	7	5%
Detox clinic	2	1%
Died	5	3%
Hospital - long term	1	1%
Hospital - NOT long term/acute care	1	1%
Hostel - another organisation	14	9%
Hostel - within the organisation	6	4%
LA tenancy (general needs)	4	3%
Night Shelter	1	1%
Not known	33	21%
Previous home (describe type of accomm in notes)	1	1%
Private rented sector - independent	1	1%
Private rented sector - with some floating support/support	10	6%
Rehab clinic	6	4%
Returned to home country (non EEA)	1	1%
RSL tenancy (general needs)	10	6%
Sheltered housing	3	2%
Sleeping rough/returned to streets	2	1%
Staying with family	4	3%
Staying with friends	2	1%
Supported housing	23	15%
Taken into custody	11	7%
Temporary accommodation (LA)	4	3%
Total	155	100%

14) Departures - planned or unplanned

Departures by whether or not the departure was planned or unplanned



Base: 155