

CHAIN Annual Report



WESTMINSTER

1st April 2012 - 31st March 2013



BROADWAY

STREET TO HOME

020 7710 0550

info@broadwaylondon.org

www.broadwaylondon.org

[@Broadwaycharity](https://www.facebook.com/Broadwaycharity) [f Broadwaycharity](https://www.facebook.com/Broadwaycharity)

Registered charity no. 274403

CHAIN annual report for Westminster 2012/13

Contents

Outreach Work

1) Rough sleeping

People seen sleeping rough by outreach team(s) in the year

2) Rough sleeping (rolling) (flow, stock and returner)

People seen rough sleeping by outreach teams in the year by the flow, stock and returner model

3) Rough sleeping volume (flow, stock and returner)

People seen rough sleeping by number of bedded down contacts during the year, by flow, stock and returner model

4) Number of times seen rough sleeping

People seen sleeping rough by number of contacts in the year

5) New rough sleepers (flow) - last settled base and reason for leaving

People seen rough sleeping by outreach teams for the first time by their last settled base and reason for leaving

Demographics

6) Nationality of rough sleepers

People seen rough sleeping by outreach teams during the year by flow, stock and returner model.

7) Gender

People seen rough sleeping in the year, by gender

8) Age

People seen rough sleeping in the year, by age

9) Ethnicity

People seen rough sleeping in the year, by ethnicity

Support needs, experience of armed forces, care or prison

10) Support needs

People seen sleeping rough in the year, by support needs

11) Experience of armed forces, care and prison

People seen rough sleeping, by experience of the armed forces, care or prison

Accommodation and move-on

12) Accommodation and reconnection events (Outreach)

Outreach accommodation (bookings and referrals) and reconnection events achieved in the year

Hostels, assessment centres, rolling shelters and second stage accommodation

13) Departures - destination on departure

Departures from hostels, categorised by where people went after leaving

14) Departures - planned or unplanned

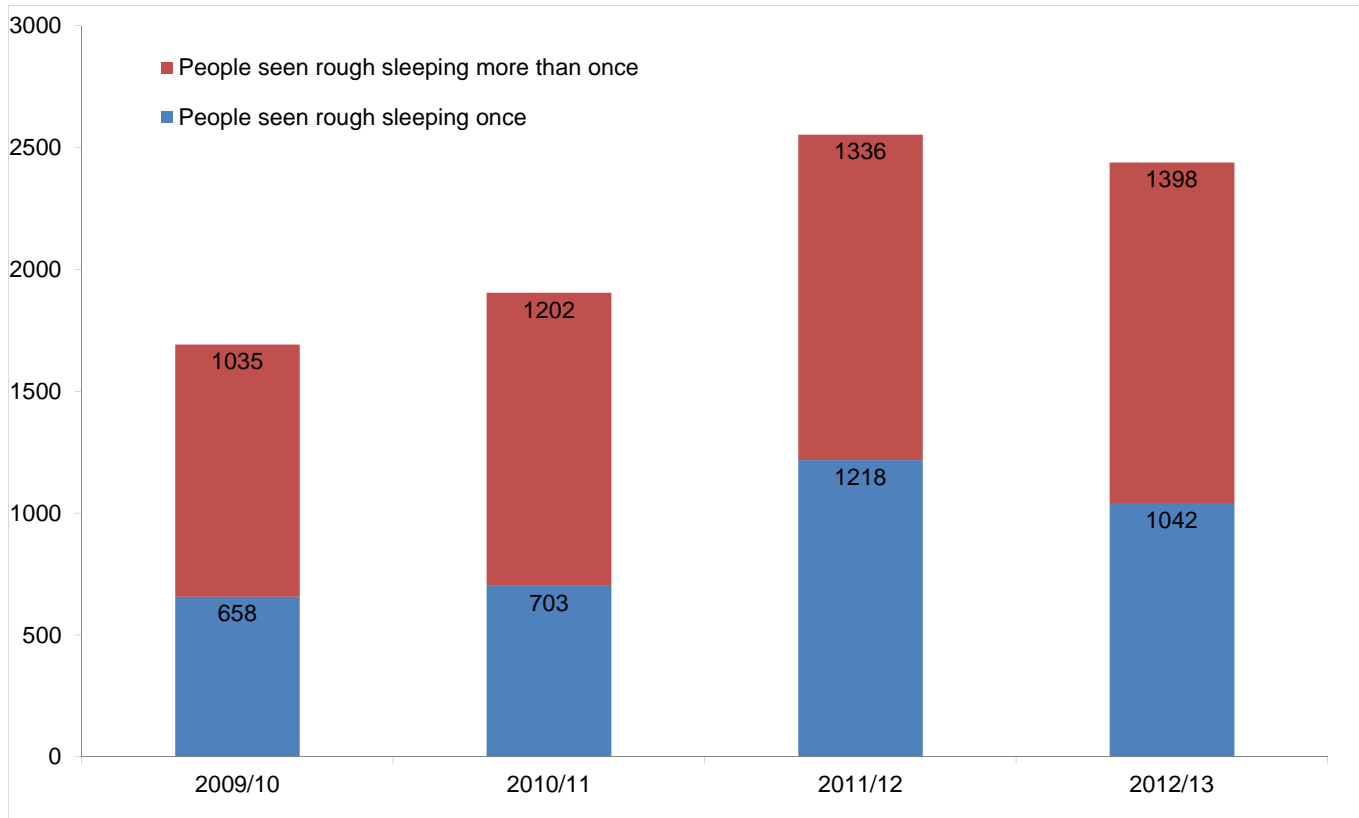
Departures by whether or not the departure was planned or unplanned

CHAIN annual report for Westminster

Outreach work

1) Rough sleeping

People seen sleeping rough by outreach team(s) in the year



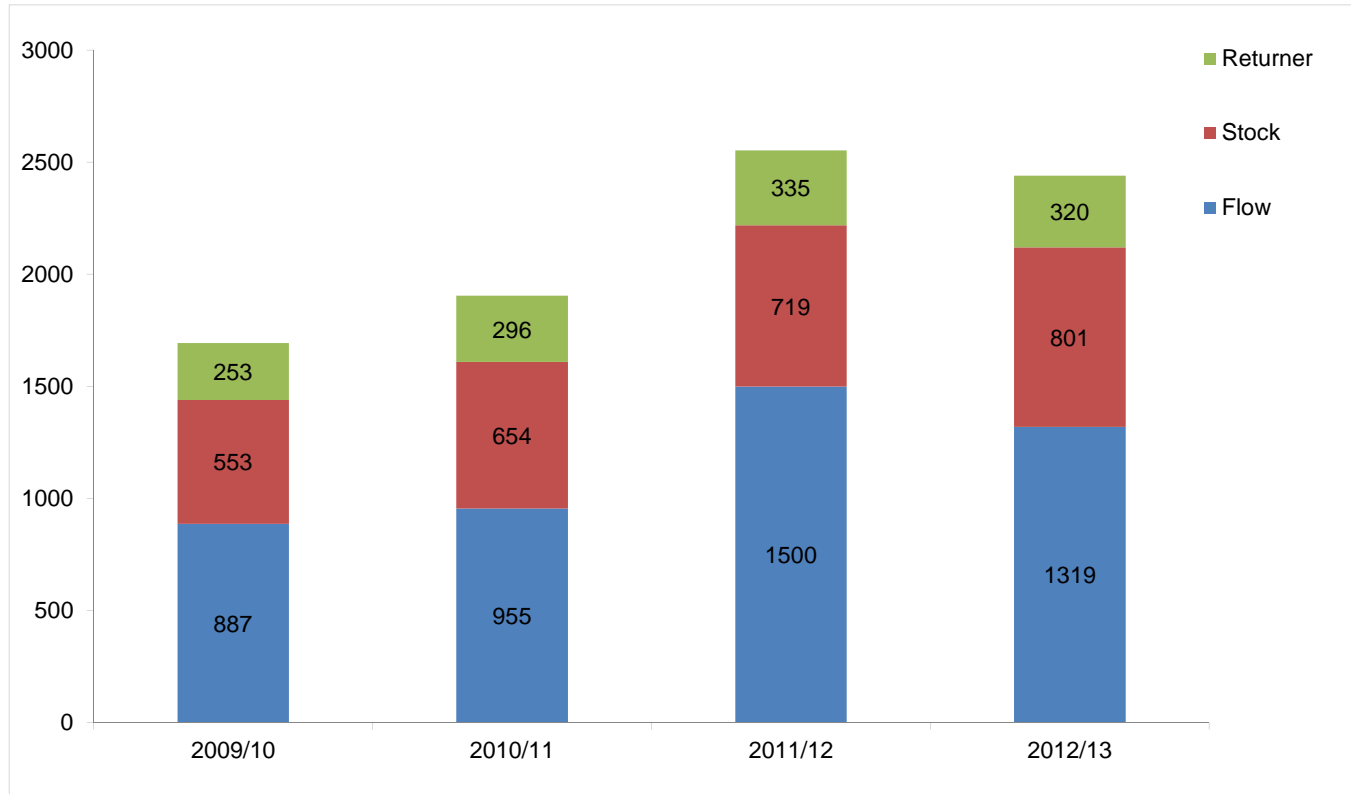
2009/10 base: 1693
2010/11 base: 1905
2011/12 base: 2554
2012/13 base: 2440

2) Rough sleeping (rolling) (flow, stock and returner)

People seen rough sleeping by outreach teams in the year by the flow, stock and returner model

The flow, stock and returner model categorises people seen sleeping rough according to whether they have also been seen bedded down in previous periods:

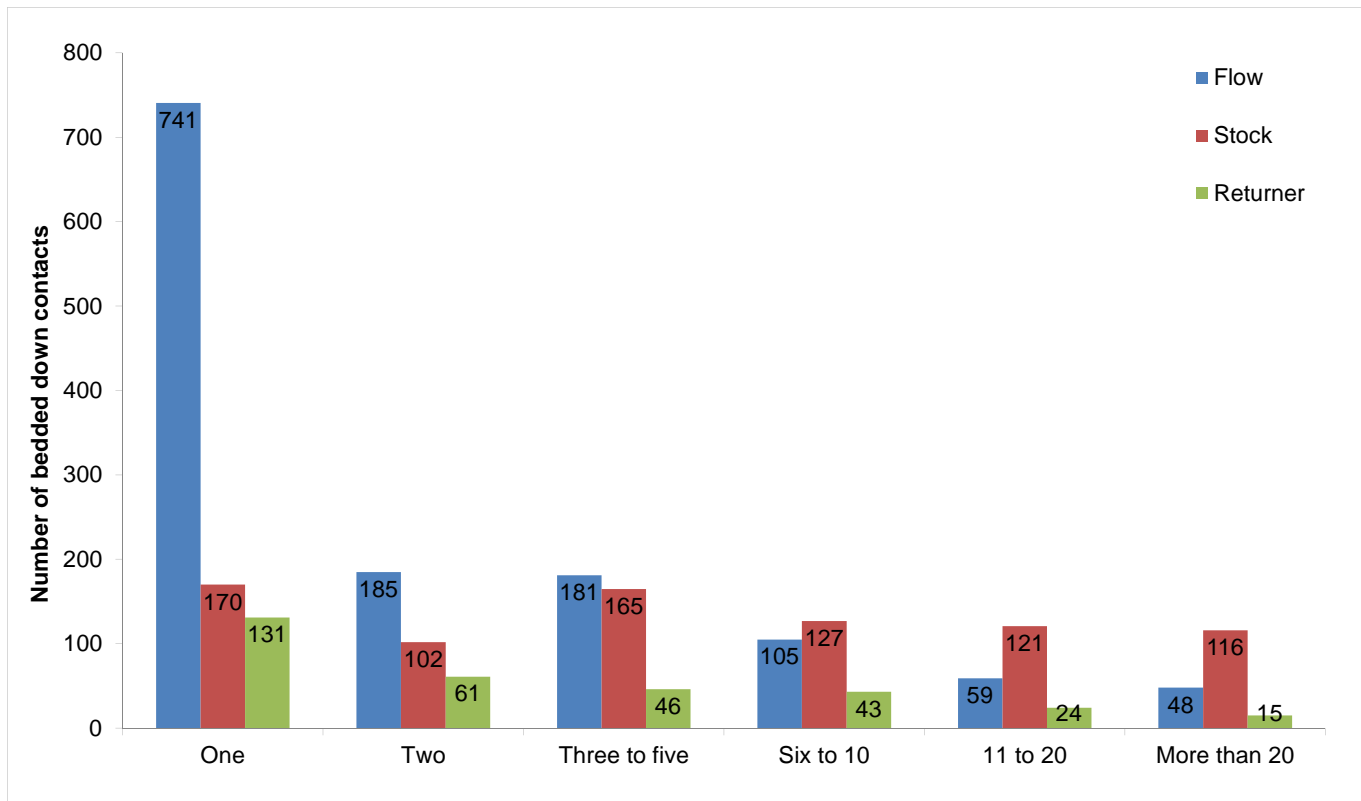
Flow	People who have never been seen sleeping rough before
Stock	People who were seen sleeping rough in 2012/13 and also in 2011/12 (i.e. those seen across a minimum of two consecutive years).
Returner	People who were also seen sleeping rough over a year ago but were not seen sleeping rough in 2011/12 (i.e. those who have had a gap in their rough sleeping histories).



2009/10 base:	1693
2010/11 base:	1905
2011/12 base:	2554
2012/13 base:	2440

3) Rough sleeping volume (flow, stock and returner)

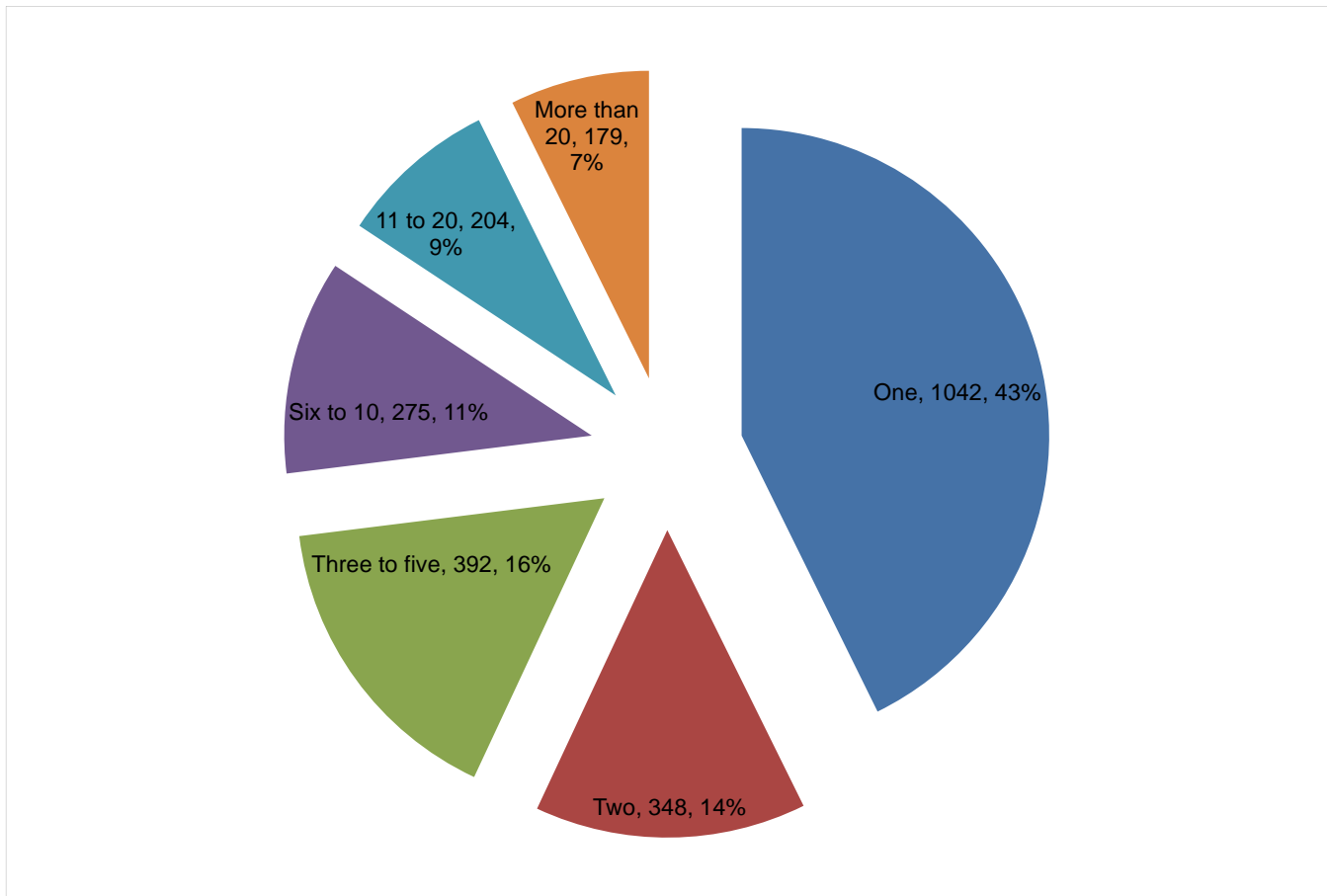
People seen rough sleeping by number of bedded down contacts during the year, by flow, stock and returner model



Base (Flow): 1319
Base (Stock): 801
Base (Returner): 320

4) Number of times seen rough sleeping

People seen sleeping rough by number of contacts in the year



Base: 2440

5) New rough sleepers (flow) - last settled base and reason for leaving

People seen rough sleeping by outreach teams for the first time by their last settled base and reason for leaving

Last settled base	Number	%*
Asylum support accommodation	5	1%
Family home	257	36%
Hospital	3	0%
Hostel	45	6%
LA accommodation	37	5%
Owner occupied	10	1%
Prison	13	2%
Private rented accommodation	278	39%
Squat	7	1%
Staying with friends	45	6%
Temporary accommodation (LA)	8	1%
Temporary accommodation (non-LA)	8	1%
Tied accommodation	5	1%
<i>Not known</i>	598	
Total (excluding not known)	721	100%
Grand total	1319	

Reason for leaving last settled base	Number	%*
Asked to leave	51	8%
Bereavement	25	4%
Domestic violence - victim	1	0%
End of stay - hospital	1	0%
End of stay - other	3	0%
Evicted	78	13%
Evicted - arrears	4	1%
Evicted - other	3	0%
Financial problems - debt	7	1%
Financial problems - loss of job	13	2%
Financial problems - other	9	1%
Harrasment/abuse/violence - other	5	1%
Left hospital	2	0%
Left prison	11	2%
Move nearer family/community	1	0%
Other	18	3%
Relationship breakdown	76	12%
Relationship breakdown - left as a result of court order	4	1%
Relationship breakdown - left due to accusation of domestic violence	4	1%
Relationship breakdown - violence from partner or associated person	5	1%
Repossessed	7	1%
Seeking work	246	40%
Seeking work - from outside UK	33	5%
Seeking work - from within UK	13	2%
Study	1	0%
<i>Not known</i>	698	
Total (excluding not known)	621	100%
Grand total	1319	

*The total excluding not known is used as the base for the percentages.

Demographics

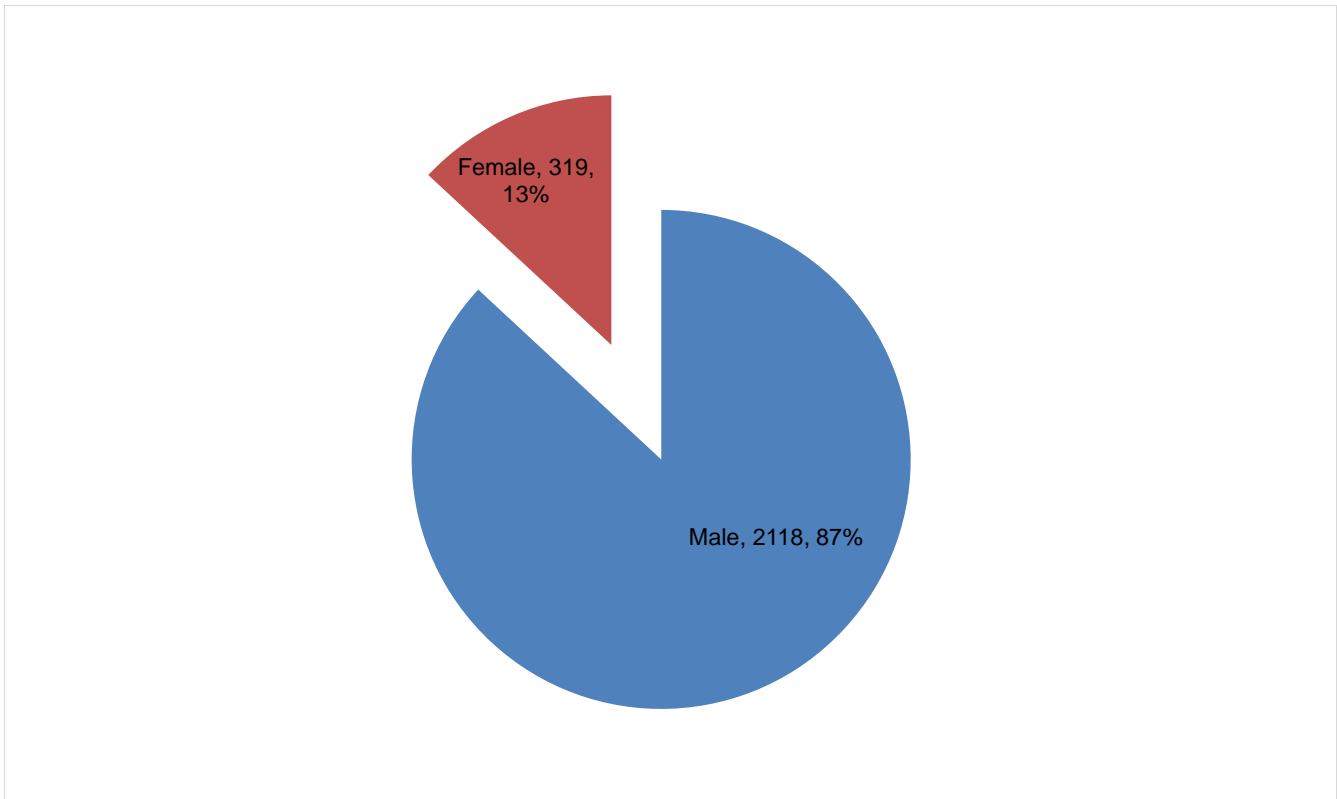
6) Nationality of rough sleepers

People seen rough sleeping by outreach teams during the year by flow, stock and returner model.

Nationality	Flow	Stock	Returner	Total	%
UK	423	440	203	1066	45%
Ireland (Republic of)	31	20	13	64	3%
Eritrea	14	2	1	17	1%
Nigeria	6	4	1	11	0%
Other Africa	40	20	6	66	3%
Bulgaria	20	5	2	27	1%
Czech Republic	23	11	1	35	1%
Latvia	29	13	2	44	2%
Lithuania	43	23	6	72	3%
Slovakia	26	15	4	45	2%
Hungary	61	9	2	72	3%
Poland	124	65	10	199	8%
Romania	227	61	9	297	12%
Other CEE	4	2	1	7	0%
France	23	10	4	37	2%
Germany	14	5	1	20	1%
Italy	42	12	3	57	2%
Netherlands	7	4	1	12	1%
Portugal	36	18	7	61	3%
Spain	17	6	2	25	1%
Other Europe	26	9	1	36	2%
USA	8	2	1	11	0%
Iran	12	7		19	1%
Other Asia	37	25	7	69	3%
Americas	10	5	1	16	1%
<i>Not known</i>	16	8	12	36	
<i>Missing</i>			19	19	
Total (excluding not known/missing)	1303	793	289	2385	100%
Grand Total	1319	801	320	2440	

7) Gender

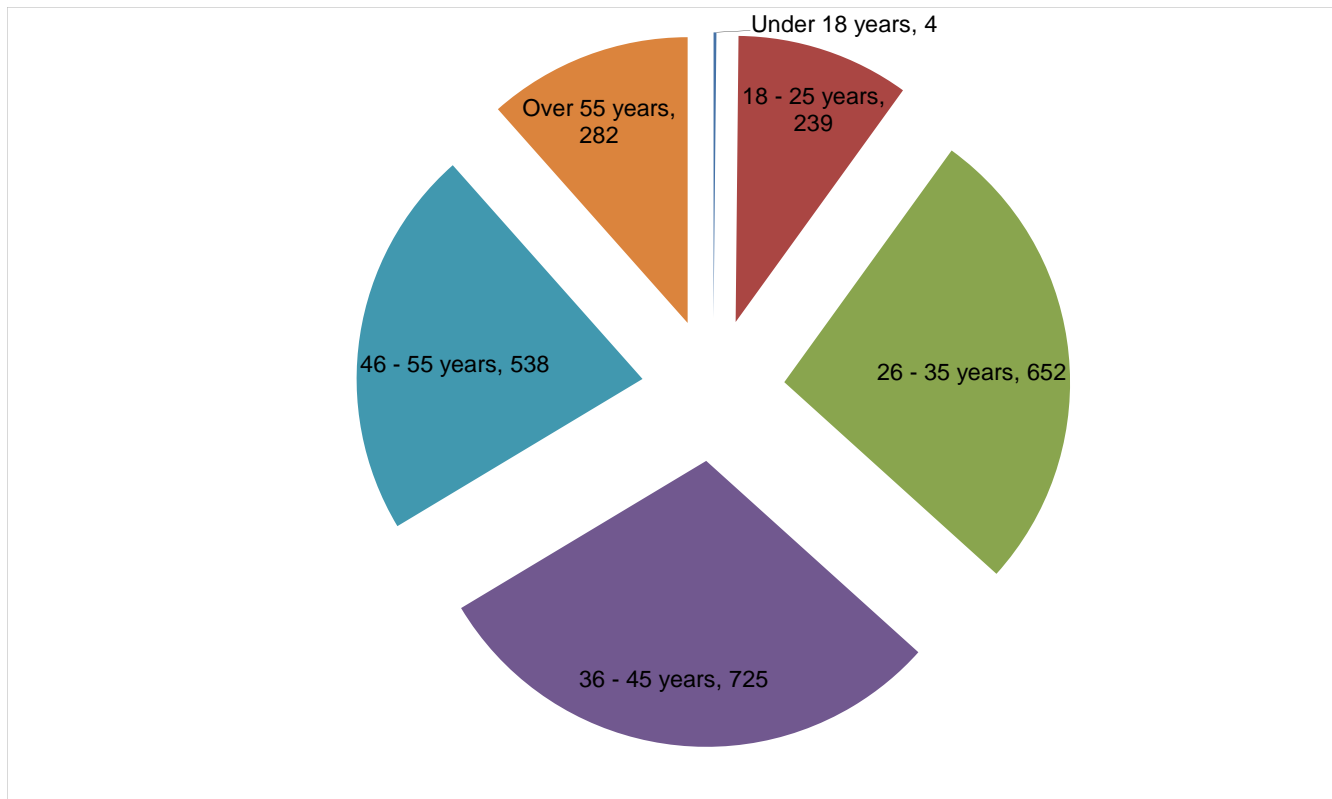
People seen rough sleeping in the year, by gender



Base: 2437

8) Age

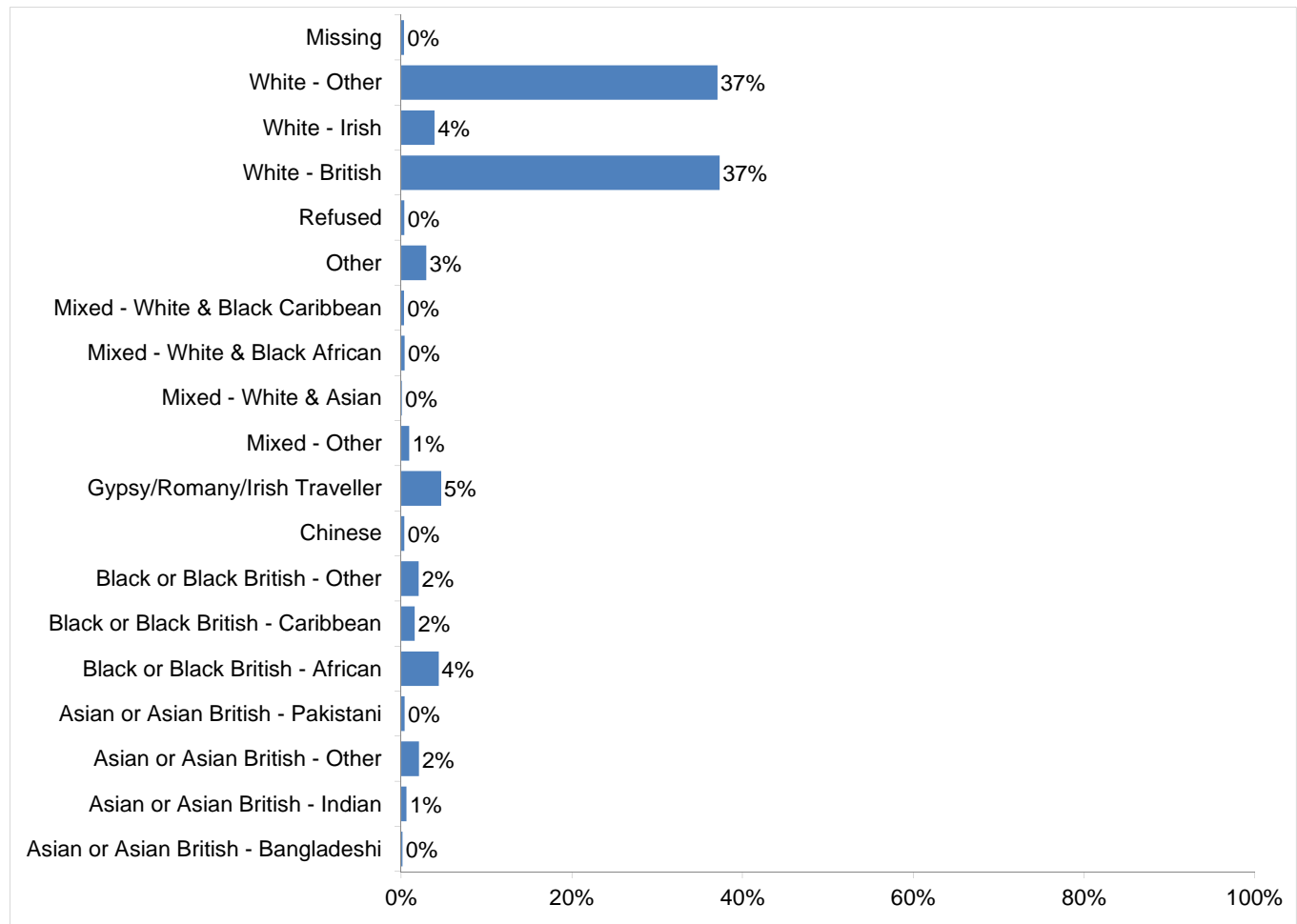
People seen rough sleeping in the year, by age



Base: 2437

9) Ethnicity

People seen rough sleeping in the year, by ethnicity

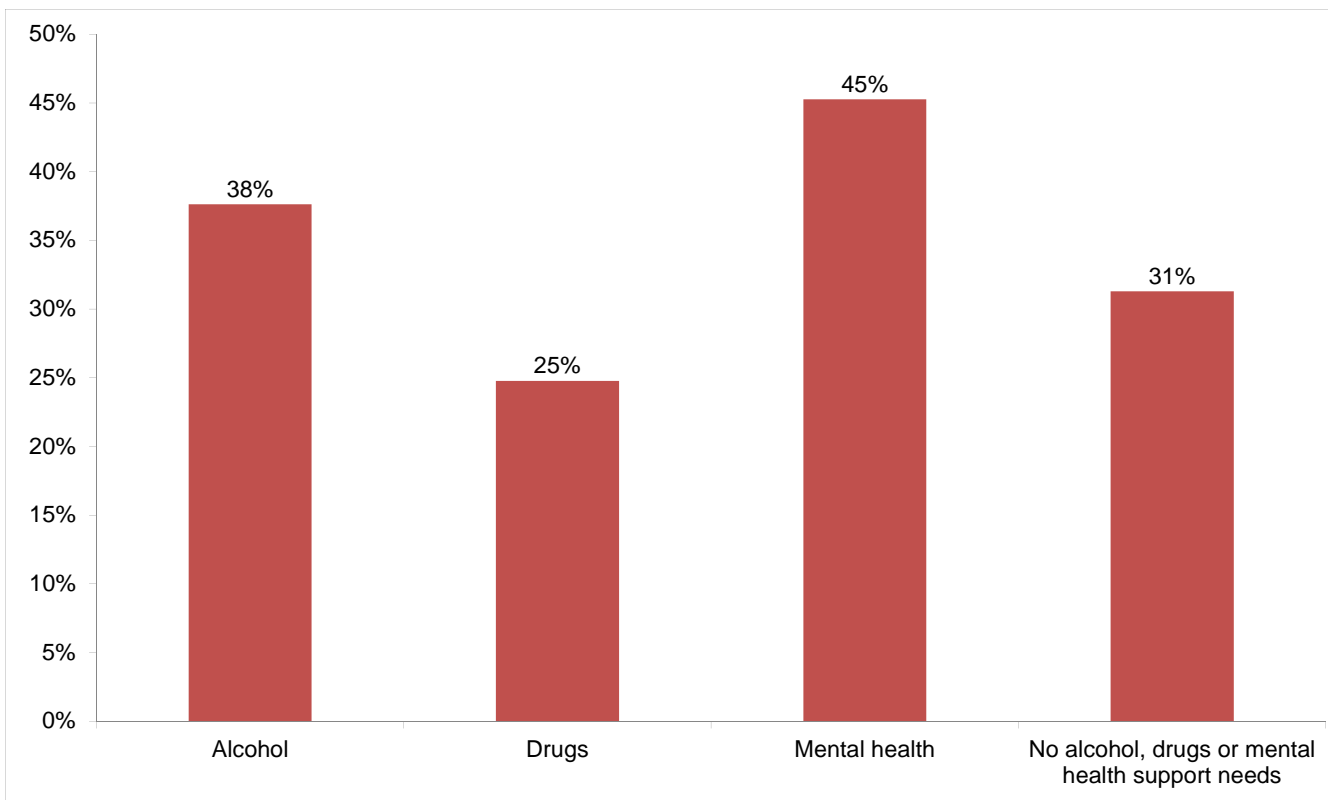


Base: 2437

Client support needs and experience of armed forces, care or prison

10) Support needs

People seen sleeping rough in the year, by support needs

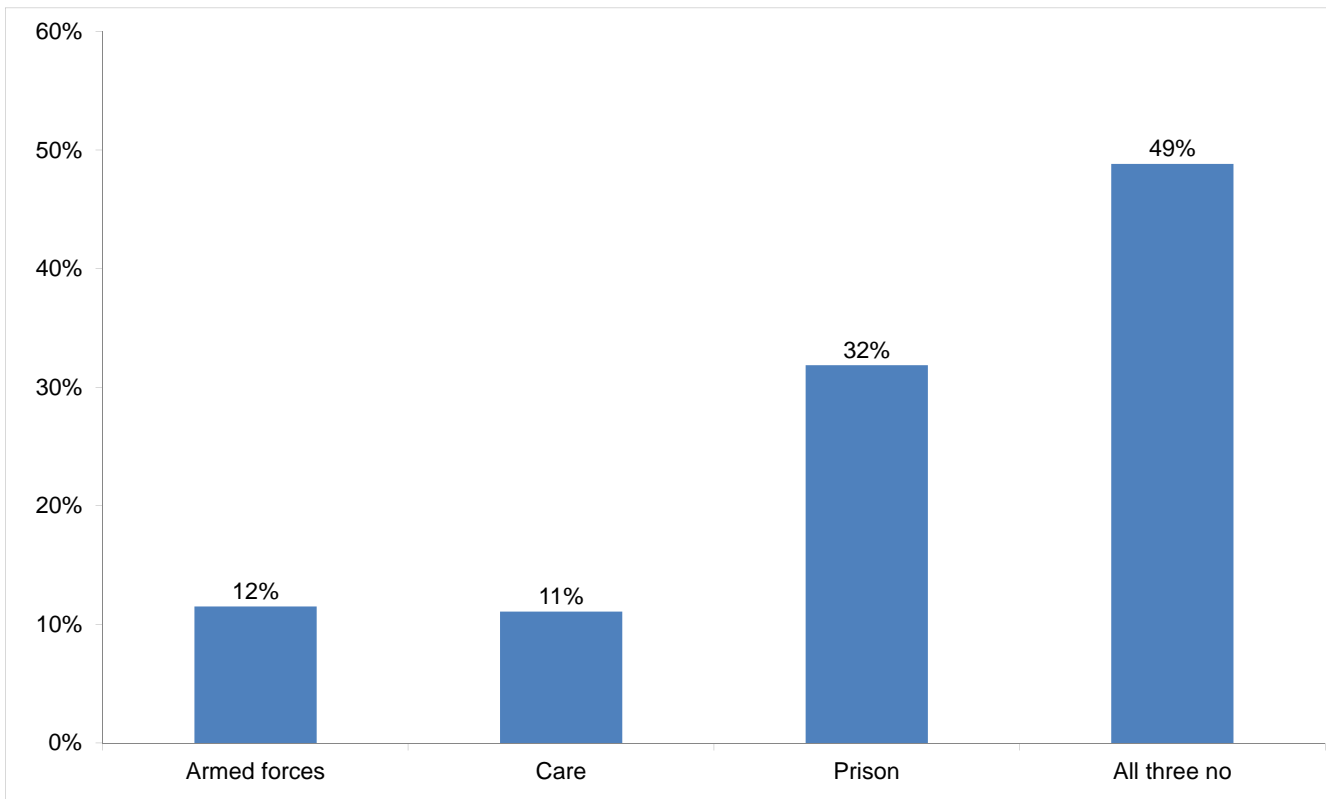


(580).

Support Needs	No. of people	%
Alcohol only	213	9%
Drugs only	79	3%
Mental health only	351	14%
Alcohol and drugs	103	4%
Alcohol and mental health	212	9%
Drugs and mental health	107	4%
Alcohol, drugs and mental health	172	7%
All three no	582	24%
All three not known or not assessed	580	24%
All three no, not known or not assessed	41	2%
Total	2440	100%

11) Experience of armed forces, care and prison

People seen rough sleeping, by experience of the armed forces, care or prison



Base: 1785 Note that the base figure for this graph excludes clients where all three institutional histories are not known.

Nationality	Number	% of people
UK	65	4%
Non-UK	141	8%
Total*	1785	12%

*People rough sleeping in the period in Westminster and who have been assessed for experience of armed forces, care or prison

12) Accommodation and reconnection events (Outreach)

Outreach accommodation (bookings and referrals) and reconnection events achieved in the year

Accommodation events

Accommodation type	Count	%
Assessment centre	5	1%
Bed & breakfast	25	4%
Clinic/detox/rehab	20	3%
Hostel	356	57%
Rolling shelter	63	10%
St Mungo's semi-independent	7	1%
Temporary accommodation (LA)	14	2%
Temporary accommodation (other)	21	3%
Care home	1	0%
Clearing House/RSI	9	1%
LA tenancy (general needs)	4	1%
Private rented sector - independent	82	13%
RSL tenancy (general needs)	2	0%
Sheltered housing	9	1%
Supported housing	6	1%
Total	624	100%

Reconnection events

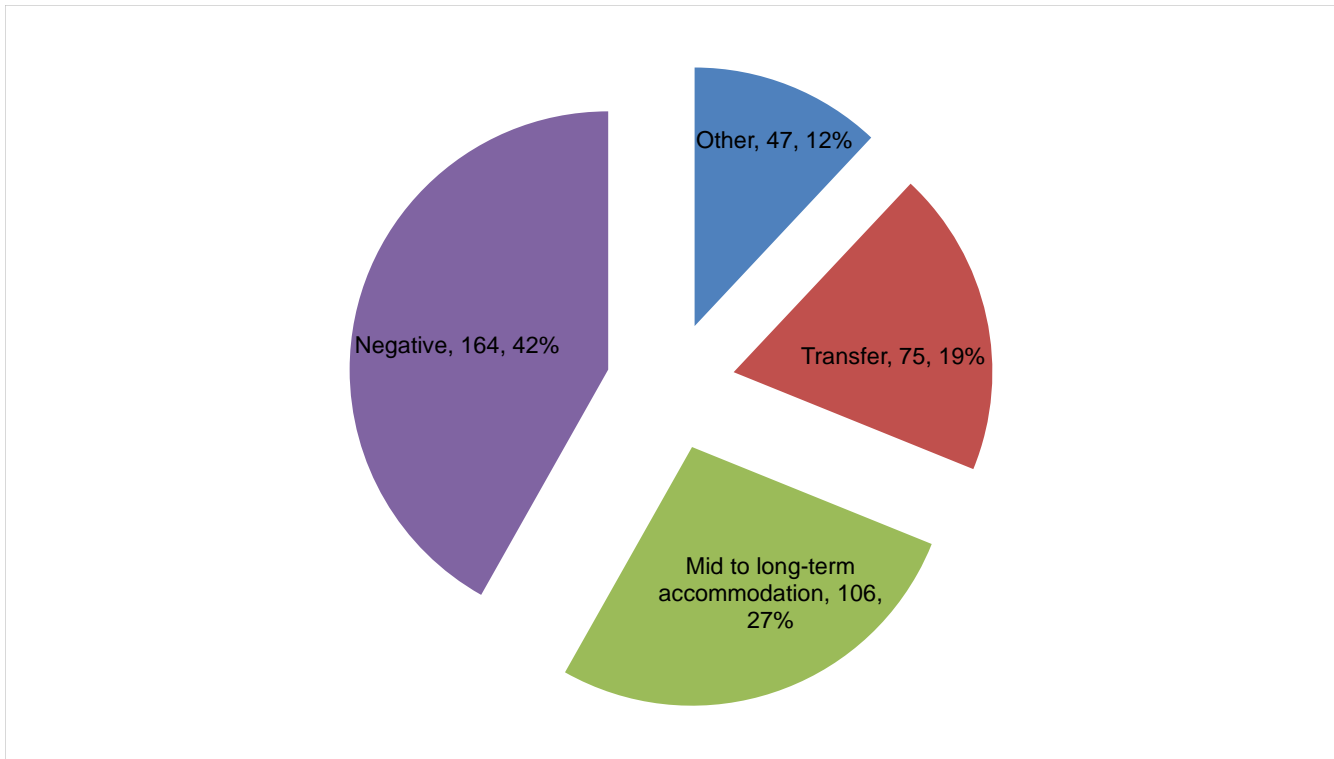
Outcomes	Count	%
Return to home area	225	77%
Move to area with friends/family	18	6%
Seeking work	86	29%
Move to area with appropriate services	144	49%
Other	0	0%
Reconnections total*	294	

*Each reconnection can have multiple outcomes associated with it. This means that the reconnections total is a unique count of the reconnections recorded by outreach teams in the year.

Temporary Accommodation: hostels, assessment centres, rolling shelters and second stage

13) Departures - destination on departure

Departures from hostels, categorised by where people went after leaving



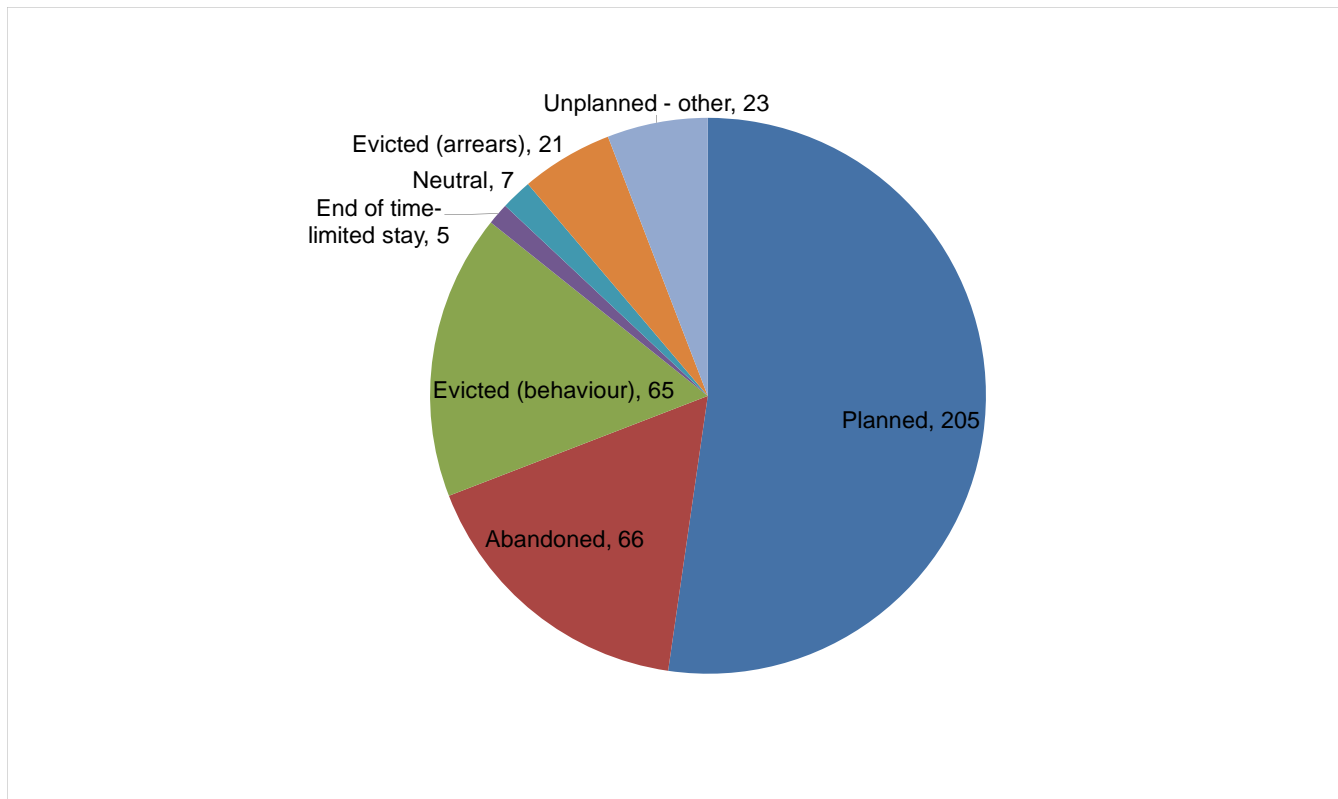
Base: 392

Destination categories on CHAIN	Chart category	Colour
Care home, Clearing House/RSI, home area, hospital - long term, LA tenancy (general needs), long-term accommodation, previous home, private rented sector - independent, private rented sector - supported, RSL tenancy (general needs), sheltered housing, supported housing	Mid to long-term accommodation	
Bed & breakfast, detox clinic, hostel, hostel - another organisation, hostel - within the organisation, rehab clinic, temporary accommodation, psychiatric hospital, hospital - NOT long term/acute care	Transfer	
Not known, sleeping rough/returned to streets, taken into custody	Negative	
Died, outside London, staying with family, staying with friends	Other	

Category	Number	%
Accomm where client is owner	1	0%
Assessment Centre	1	0%
Bed & breakfast	1	0%
Care home	2	1%
Clearing House/RSI	15	4%
Detox clinic	16	4%
Died	6	2%
Hospital - long term	8	2%
Hospital - NOT long term/acute care	6	2%
Hostel - another organisation	30	8%
Hostel - within the organisation	10	3%
LA tenancy (general needs)	1	0%
Night Shelter	1	0%
Not known	104	27%
Previous home (describe type of accomm in notes)	5	1%
Private rented sector - independent	29	7%
Private rented sector - with some floating support/support	9	2%
Psychiatric hospital	6	2%
Rehab clinic	3	1%
Returned to home country (EEA)	1	0%
Returned to home country (non EEA)	1	0%
RSL tenancy (general needs)	15	4%
Sheltered housing	4	1%
Sleeping rough/returned to streets	29	7%
Staying with family	24	6%
Staying with friends	17	4%
Supported housing	15	4%
Taken into custody	31	8%
Temporary accommodation (LA)	1	0%
Total	392	99%

14) Departures - planned or unplanned

Departures by whether or not the departure was planned or unplanned



Base: 392