



CITY OF LONDON

CHAIN Bi-Monthly Report

1st May - 30th June 2012



CONTENTS

1. INTRODUCTION

2. ROUGH SLEEPER POPULATION ANALYSIS

Headlines

Achieving no second night out

No one living on the streets

Intermittent rough sleepers

3. NATIONALITY

Nationality: Rolling figures

Nationality: Breakdown by area

4. SUPPORT NEEDS

5. INSTITUTIONAL & ARMED FORCES HISTORY

6. ACCOMMODATION AND RECONNECTION OUTCOMES

7. TEMPORARY ACCOMMODATION

Arrivals

Departures: Destination on departure

Departures: Reason for leaving

8. METHODOLOGY

1. INTRODUCTION

This bi-monthly report presents information about people seen rough sleeping by outreach teams in London in May – June 2012. Information is from the 'Combined Homelessness and Information Network' (CHAIN), a database commissioned and funded by the Greater London Authority (GLA) and managed by Broadway. For more information see www.broadwaylondon.org

In the rough sleeping figures in this report people are grouped into three categories:

New rough sleepers	Those who had not been contacted by outreach teams rough sleeping before the period
Living on the streets	Those who have had a high number of contacts over 3 weeks or more which suggests they are staying on the streets very regularly
Intermittent rough sleepers	People who were seen rough sleeping before the period began at some point, and contacted in the period - but not regularly enough to be 'living on the streets'

For the purposes of the bi-monthly reports each person seen rough sleeping is assigned to a borough – for new people this is the first borough they were seen in, for others it is the last borough. 'RS205+' refers to people who have been identified as particularly hard to help because of the long period and / or frequency of rough sleeping. For more information about the methods used to derive statistics for this report and definitions of different groups please see section 8 – Methodology.

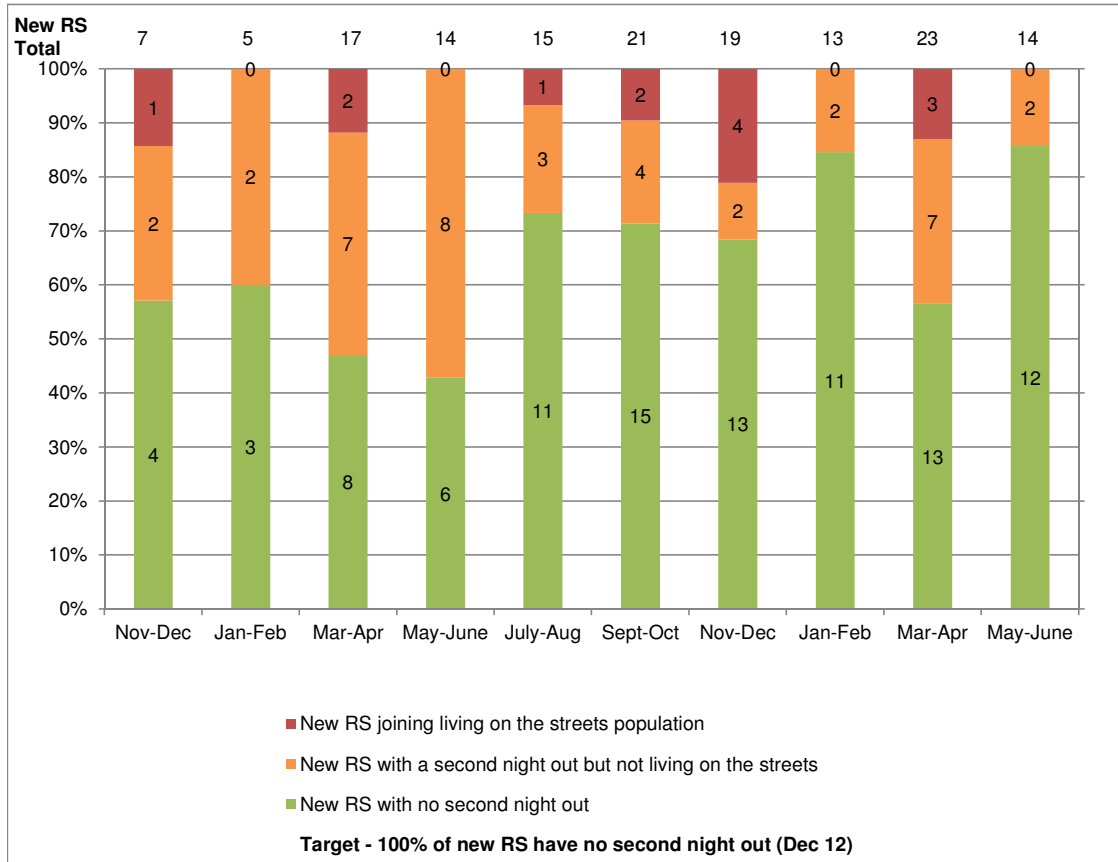
2. ROUGH SLEEPER POPULATION ANALYSIS

City of London: Headlines

Volumes	No. Rough Sleepers	Change from last period	Change on same period last year
New Rough Sleepers (All)	14	-9	0
New RS with no second night out	12	-1	+6
New RS with a second night out but not living on the streets	2	-5	-6
New RS joining living on the streets population*	0	-3	0
Living on the Streets (All)	23	-16	+10
LOS - Transferred from new RS*	0	-3	0
LOS - Known	12	-12	+4
LOS - RS205+	11	-1	+6
Intermittent Rough Sleepers	34	+10	+2
Total	71	-12	+12

*This cohort is listed under both flow and living on the streets headings, but is only counted once towards the overall total

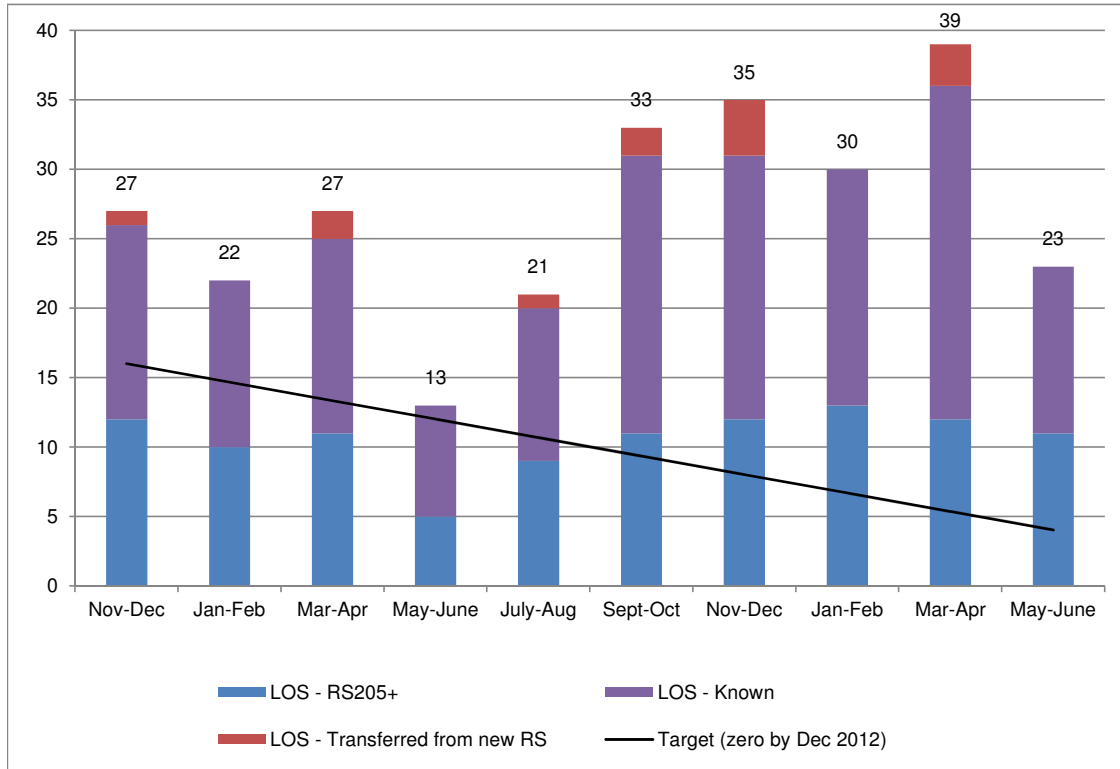
City of London: Achieving No Second Night Out



Category	No. this period
New RS with no second night out	12
New RS with a second night out but not living on the streets	2
New RS joining living on the streets population	0
Total	14

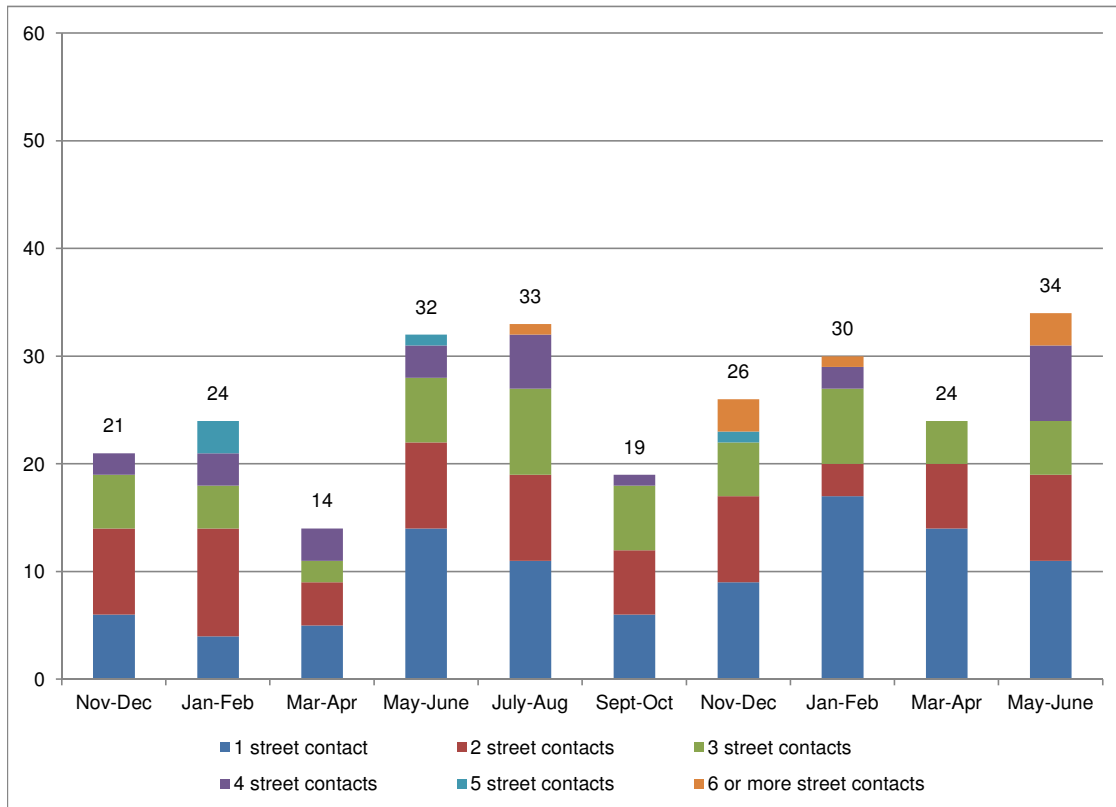
Note: New RS = New rough sleepers

City of London: No One Living on the Streets



Category	No. this period
LOS - Transferred from new RS	0
LOS - Known	12
LOS - RS205+	11
Total	23

City of London: Intermittent Rough Sleepers



No. bedded down street contacts during this period	No. intermittent rough sleepers
1 street contact	11
2 street contacts	8
3 street contacts	5
4 street contacts	7
5 street contacts	0
6 or more street contacts	3
Total	34

3. NATIONALITY

Nationality: Rolling Figures

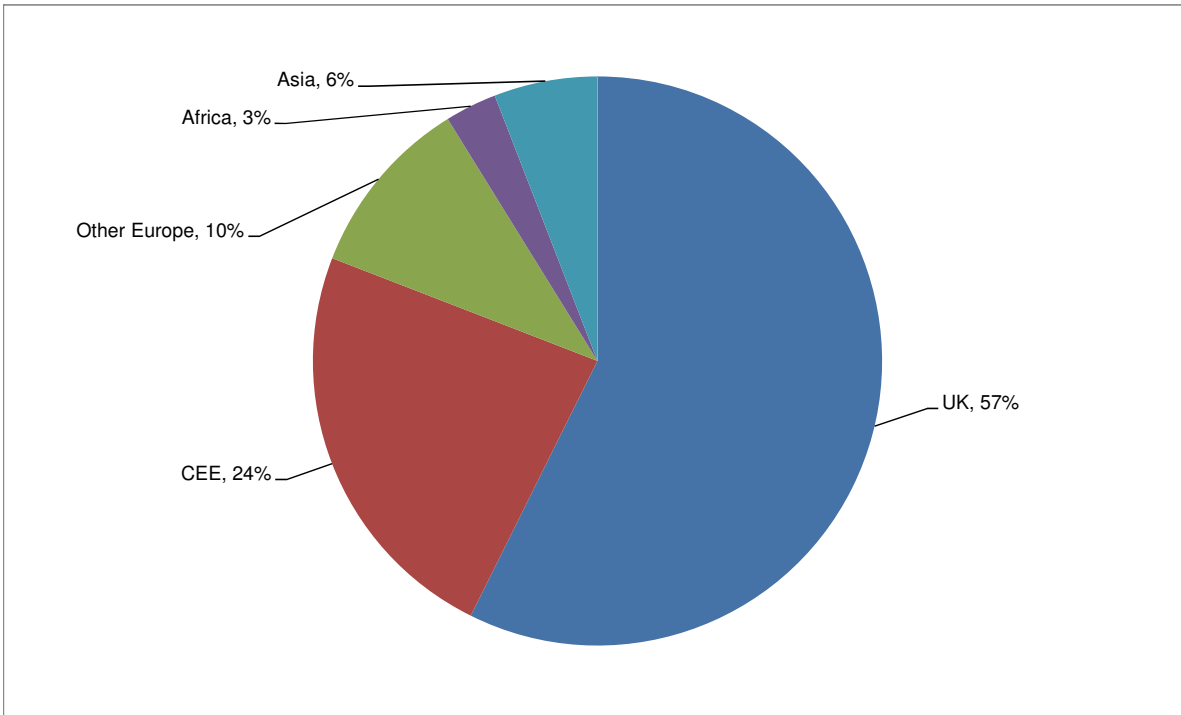
Nationality of people seen rough sleeping by outreach or BBS services.

Nationality	Jan-Feb 12		Mar-Apr 12		May-Jun 12	
	No.	%	No.	%	No.	%
UK	35	51%	47	60%	39	57%
Ireland (Republic of)	2	3%	0	0%	1	1%
France	0	0%	0	0%	0	0%
Germany	1	1%	0	0%	0	0%
Italy	1	1%	0	0%	1	1%
Portugal	0	0%	1	1%	1	1%
Spain	1	1%	1	1%	0	0%
Bulgaria	1	1%	2	3%	2	3%
Czech Republic	4	6%	4	5%	0	0%
Estonia	1	1%	0	0%	1	1%
Hungary	5	7%	1	1%	3	4%
Latvia	2	3%	4	5%	1	1%
Lithuania	4	6%	2	3%	2	3%
Poland	2	3%	3	4%	4	6%
Romania	3	4%	6	8%	3	4%
Slovakia	0	0%	2	3%	0	0%
Slovenia	1	1%	1	1%	0	0%
<i>Central and East Europe Subtotal</i>	<i>23</i>	<i>33%</i>	<i>25</i>	<i>32%</i>	<i>16</i>	<i>24%</i>
Other Europe	2	3%	1	1%	4	6%
Africa	2	3%	1	1%	2	3%
Asia	2	3%	2	3%	4	6%
Americas	0	0%	0	0%	0	0%
Australasia	0	0%	0	0%	0	0%
Missing	1		1		1	
Not known	2		3		2	
<i>Total (incl. Missing/Not known)</i>	<i>72</i>		<i>82</i>		<i>71</i>	
Total (excl. Missing/Not known)	69	100%	78	100%	68	100%

Note: Percentages are calculated from total excluding clients whose nationality was not known or not recorded.

Nationality: Breakdown by Area

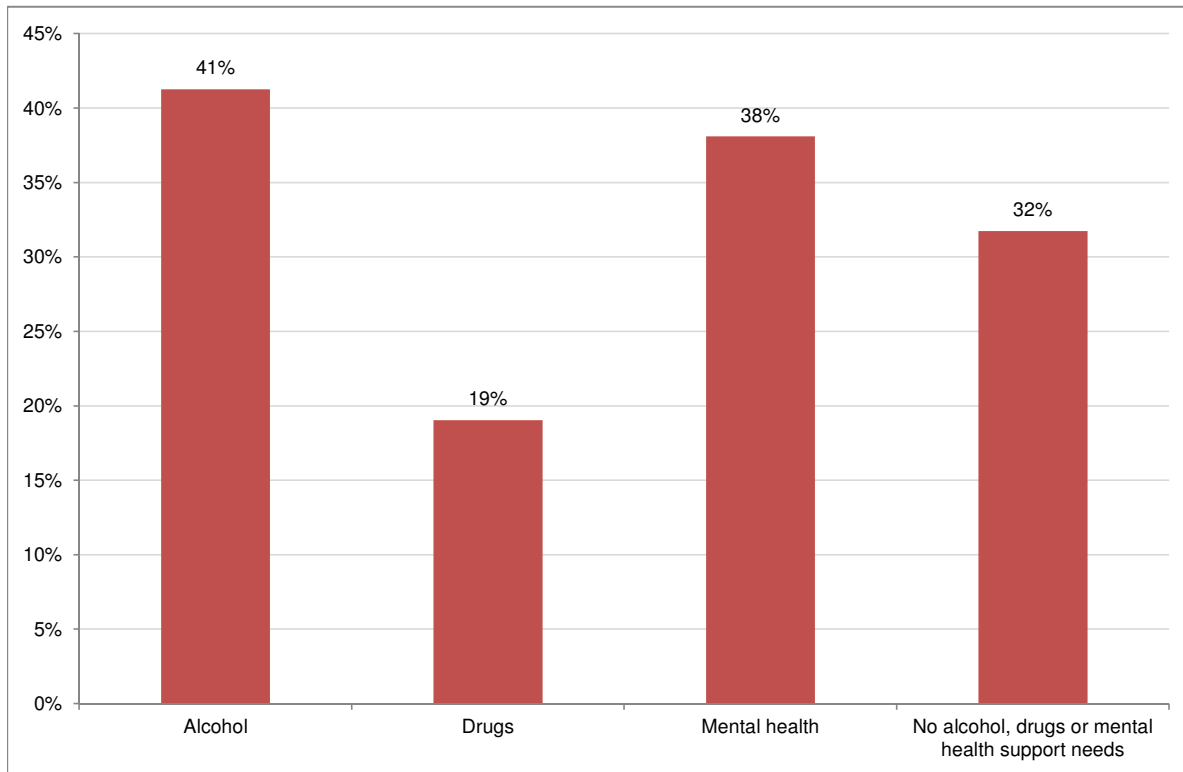
Nationality of people seen rough sleeping by outreach or BBS services, grouped by area.



Base: 68. Note that the base figure for this chart excludes clients whose nationality is not known or recorded.

4. SUPPORT NEEDS

Support needs of people seen rough sleeping by outreach or BBS services.

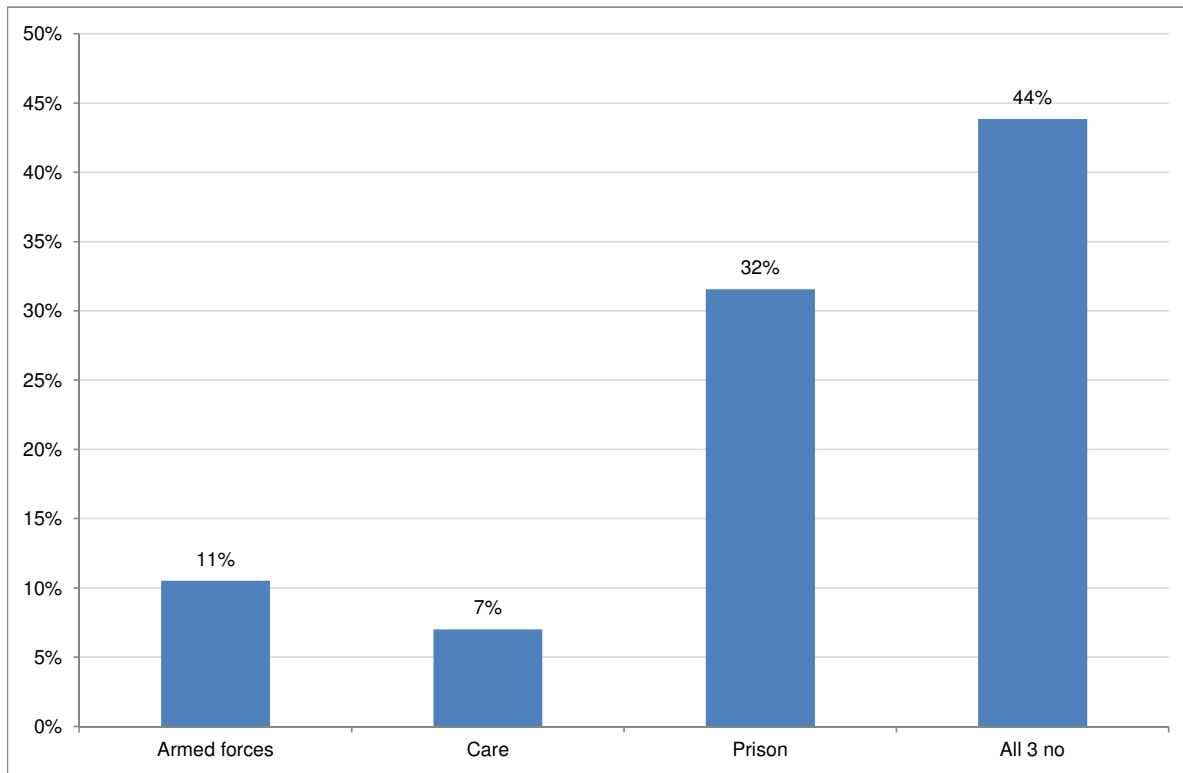


Base: 63. Note that the base figure for this chart excludes clients where all 3 support needs are not known or not recorded (8)

Support Needs	No. people	% of people seen rough sleeping
Alcohol only	13	18%
Drugs only	2	3%
Mental health only	12	17%
Alcohol and drugs	4	6%
Alcohol and mental health	6	8%
Drugs and mental health	3	4%
Alcohol, drugs and mental health	3	4%
All 3 no	20	28%
All 3 not known or not assessed	8	11%
All 3 no, not known or not assessed	0	0%
Total	71	100%

5. INSTITUTIONAL & ARMED FORCES HISTORY

People seen rough sleeping by outreach or BBS services, by experience of armed forces, care or prison.



Base: 57. Note that the base figure for this chart excludes clients where all 3 institutional histories are not known or not recorded.

Nationality of rough sleepers with experience of armed forces:

Nationality	No. people	% of people seen rough sleeping
UK	0	0%
Non-UK	6	8%
Not known/recorded	0	0%
Total	6	8%

6. ACCOMMODATION AND RECONNECTION OUTCOMES

Reconnections and bookings into accommodation achieved for verified rough sleepers by borough based services during the period.

Accommodation and reconnection outcomes by number of people:

Outcome	Mar-Apr 12	May-Jun 12
	No. people	No. people
Booked into accommodation or reconnected	21	20
Booked into accommodation*	14	15
Booked into long term accommodation	1	5
Booked into hostel accommodation	5	4
Booked into other accommodation	9	7
Reconnected	7	5
Referred to NSNO Assessment Hub**	14	11

*Some people may have been booked into more than one type of accommodation during the period.

**People referred to No Second Night Out Assessment Hub may also have been accommodated or reconnected during the period. The figure given includes referrals from the borough by London Street Rescue.

Accommodation and reconnection outcomes by number of events:

Accommodation type	Mar-Apr 12		May-Jun 12	
	No. events	%	No. events	%
Assessment centre	1	5%	0	0%
Bed & breakfast	1	5%	3	13%
Clinic/Detox/Rehab	0	0%	1	4%
Rolling shelter	7	32%	3	13%
Hostel	5	23%	5	22%
Other temporary accommodation	0	0%	1	4%
Second-stage accommodation	0	0%	0	0%
St Mungo's complex needs	0	0%	0	0%
St Mungo's semi-independent	0	0%	0	0%
Care home	0	0%	0	0%
Clearing House/RSI	1	5%	2	9%
Housing First - supported accommodation	0	0%	3	13%
LA tenancy (general needs)	0	0%	0	0%
Private rented sector - independent	0	0%	0	0%
Private rented sector - with some floating support	0	0%	0	0%
RSL tenancy (general needs)	0	0%	0	0%
Sheltered housing	0	0%	0	0%
Supported housing	0	0%	0	0%
Other long-term accommodation	0	0%	0	0%
Bookings into accommodation total	15	68%	18	78%
Reconnection type				
Return to home area	7	32%	4	17%
Seeking work	0	0%	0	0%
Move to area for friends/family	0	0%	1	4%
Move to area with appropriate services	0	0%	1	4%
Reconnections total	7	32%	5	22%
Total	22	100%	23	100%

Note: An individual may have had more than one reconnection, or been booked into accommodation more than once, during the period.

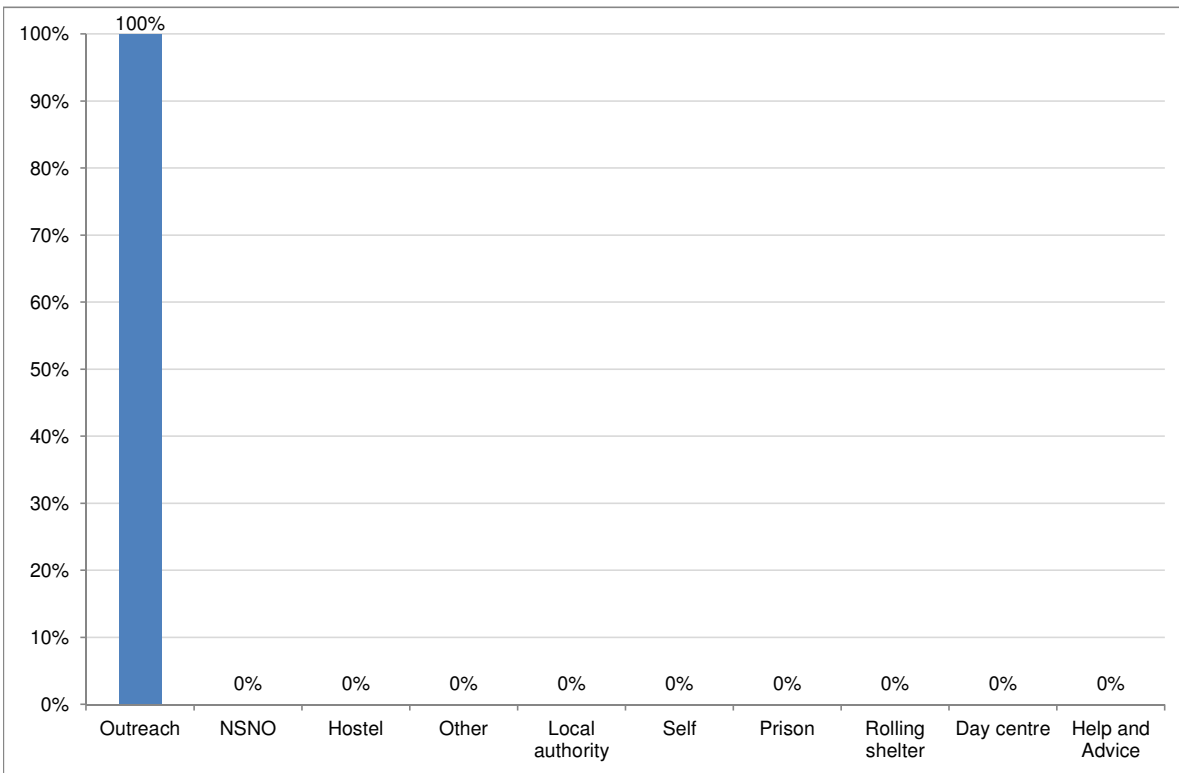
7. TEMPORARY ACCOMMODATION

Hostels, assessment centres, rolling shelters and second-stage accommodation based in the borough.

Arrivals

A total of 4 individuals arrived at temporary accommodation during the period.

Arrivals at temporary accommodation, by source of referral.



Base: 4

Note: An individual may have had more than one accommodation arrival during the period.

Departures: Destination on Departure

A total of 1 individuals departed from temporary accommodation during the period.

This 1 individual had a total of 1 departure from temporary accommodation during the period, and the destination on departure was mid to long term accommodation.

Destination on departure	Destination category
Assessment Centre, Bed & Breakfast, Detox clinic, Hospital - not long term/acute care, Hostel - another organisation, Hostel - within the organisation, Night shelter, NSNO staging post, Psychiatric hospital, Rehab clinic, Temporary accommodation (LA)	Transfer
Accommodation where client is owner, Care home, Clearing House/RSI, Hospital - long term, LA tenancy (general needs), Long stay hospice, Private rented sector - independent, Private rented sector - with some floating support, Returned to home country (EEA), Returned to home country (non EEA), RSL tenancy (general needs), Sheltered Housing, Supported Housing, Tied accommodation with work	Mid to long term accommodation
Committed suicide, Not known, Sleeping rough/Returned to streets, Taken into custody	Negative
Died, Previous home, Staying with family, Staying with friends	Other

Note: An individual may have had more than one accommodation departure during the period.

Destination on departure	No. departures	%
Accommodation where client is owner	0	0%
Assessment centre	0	0%
Bed & Breakfast	0	0%
Care home	0	0%
Clearing House/RSI	0	0%
Committed suicide	0	0%
Detox clinic	0	0%
Died	0	0%
Hospital - long term	0	0%
Hospital - NOT long term/acute care	0	0%
Hostel - another organisation	0	0%
Hostel - within the organisation	0	0%
LA tenancy (general needs)	0	0%
Long stay hospice	0	0%
Night shelter	0	0%
Not known	0	0%
NSNO staging post	0	0%
Previous home	0	0%
Private rented sector - independent	0	0%
Private rented sector - with some floating support	0	0%
Psychiatric hospital	0	0%
Rehab clinic	0	0%
Returned to home country (EEA)	0	0%
Returned to home country (non EEA)	0	0%
RSL tenancy (general needs)	0	0%
Sheltered Housing	0	0%
Sleeping rough/Returned to streets	0	0%
Staying with family	0	0%
Staying with friends	0	0%
Supported Housing	1	100%
Taken into custody	0	0%
Temporary accommodation (LA)	0	0%
Tied accommodation with work	0	0%
Total	1	100%

Note: An individual may have had more than one accommodation departure during the period.

Departures: Reason for Leaving

There was 1 departure from temporary accommodation during the period, and this was a planned departure.

8. METHODOLOGY

From January 2012 onwards CHAIN rough sleeping figures are reported on a bi-monthly basis, rather than on the previously used quarterly cycle.

Some important changes have also been made to how the borough figures are compiled. Firstly, people who have been seen rough sleeping in more than one borough during the reporting period are no longer counted towards the totals for all boroughs in which they were seen. Each person seen rough sleeping is now assigned to one borough only during the period, so that the totals for all boroughs combined equals the overall total for London.

Where people have been seen rough sleeping in multiple boroughs they are assigned to a single borough, based on the following method:

- New rough sleepers (i.e. people not seen rough sleeping prior to this period) are assigned to the first borough they were seen rough sleeping in during the period
- Rough sleepers who are not new are assigned to the borough they were last seen rough sleeping in during the period

Secondly, all people seen rough sleeping during the period are assigned to categories, based on the following factors:

- Whether they were new rough sleepers during the period
- How many times they were seen rough sleeping during the period
- Number of days elapsed between first and last time they were seen rough sleeping during the period

The various categories are presented in the “Rough sleeper population analysis” section of this report. A further explanation of the individual categories follows.

New rough sleepers

New rough sleepers, who were seen for the first time during the period. The total number of new rough sleepers is broken down into those who were seen just once and did not have a second night out, those who were seen on several occasions, but as yet have not been on the streets long enough to count as ‘living on the streets’, and those new to the streets who have remained there long enough to fulfil the criteria for ‘living on the streets’ (outlined below).

Living on the streets (LOS)

With the designation ‘living on the streets’ we refer to rough sleepers who have stayed on the streets after arriving, and are entrenched or at risk of becoming so. In determining who is counted as living on the streets we have used a combination of time on the streets (three or more weeks between the earliest and latest bedded down contact) and number of bedded down contacts (five or more contacts in the LDB boroughs and three or more contacts in the rest of London) during the period we are reporting on. If a person is seen bedded down six times, but only during one week, he or she does not count. If a person has four bedded down contacts, but spread over two months, he or she would also not count. To be counted a rough sleeper must have both elements.

The reporting period covers two months. However, to ensure that we do not miss those whose rough sleeping crosses over reporting periods we look back for the three weeks immediately before the start of the two month reporting period. For a rough sleeper in these circumstances, if they are not seen again, he or she will not be reported living on the streets in the next period.

The LOS total will include some who were new to the streets in the period, but whose stay extended beyond three weeks and who were seen bedded down at least five times - these are transferred from the flow figures (shown in red in both section one and two of the report). The LOS total will also include some who are no longer on the streets, having gone into accommodation (or disappeared). They will not appear in the subsequent LOS total. Rough sleepers will only count as LOS during the period where they meet the above definition.

RS205+ refers to people who have been identified as especially hard to help because of their prolific history of rough sleeping . This group appear in the LOS chart if they have any number of bedded down contacts within the two months being reported on.

Intermittent rough sleepers

Intermittent rough sleepers are those who are not new in this period, and have not been seen rough sleeping enough to be deemed living on the streets. This group includes those who sleep rough periodically for very short periods (including some street drinkers and beggars). It also will include those whose return to the streets for a longer period (but in this period less than the 'living on the streets' definition). Those that go on to be living on the streets will appear in that category in the next period.