



CHAIN  
Quarterly Report for  
Ealing  
April-June 2010



# CHAIN Quarterly report for Ealing 1st April to 30th June 2010

## Contents

### Outreach Work

#### 1) Rough sleeping

People seen by outreach or building based (BBS) teams in the quarter - rough sleeping or contacted either on the streets or in services

#### 2) Rough sleeping volume

People seen rough sleeping by number of bedded down contacts during the quarter

#### 3) Nationality of rough sleepers

People seen rough sleeping by outreach or BBS teams during the quarter

#### 4) No booking into accommodation events

People contacted in the quarter with no accommodation events (booking or referrals) by any outreach or BBS team, by total number of street contacts recorded on CHAIN

#### 5) Booking into accommodation and reconnection events

Outreach accommodation (bookings and referrals) and reconnection events achieved in the quarter by type of accommodation

#### 6) Booking into accommodation (rolling)

People who have been contacted by outreach or building based (BBS) teams who have been booked into accommodation compared to those with no booking or reconnection event.

### Wider street population

#### 7) Street activity

Street population (people who rough sleep and/or engage in a street lifestyle) contacted by outreach who fall into one or more of the street activity categories on CHAIN

### Hostels, assessment centres, rolling shelters and second stage accommodation

#### 8) Arrivals

Temporary accommodation arrivals by accommodation project and source of referral.

#### 9) Departures - reason for leaving

Departures by whether or not the departure was planned or unplanned

#### 10) Departures - destination on departure

Departure actions by destination on departure

### Support needs, experience of prison, armed forces and care, and wider street population

#### 11) Support needs

People contacted by outreach or BBS teams and/or arriving in accommodation in the quarter by support needs

#### 12) Experience of prison, armed forces and care

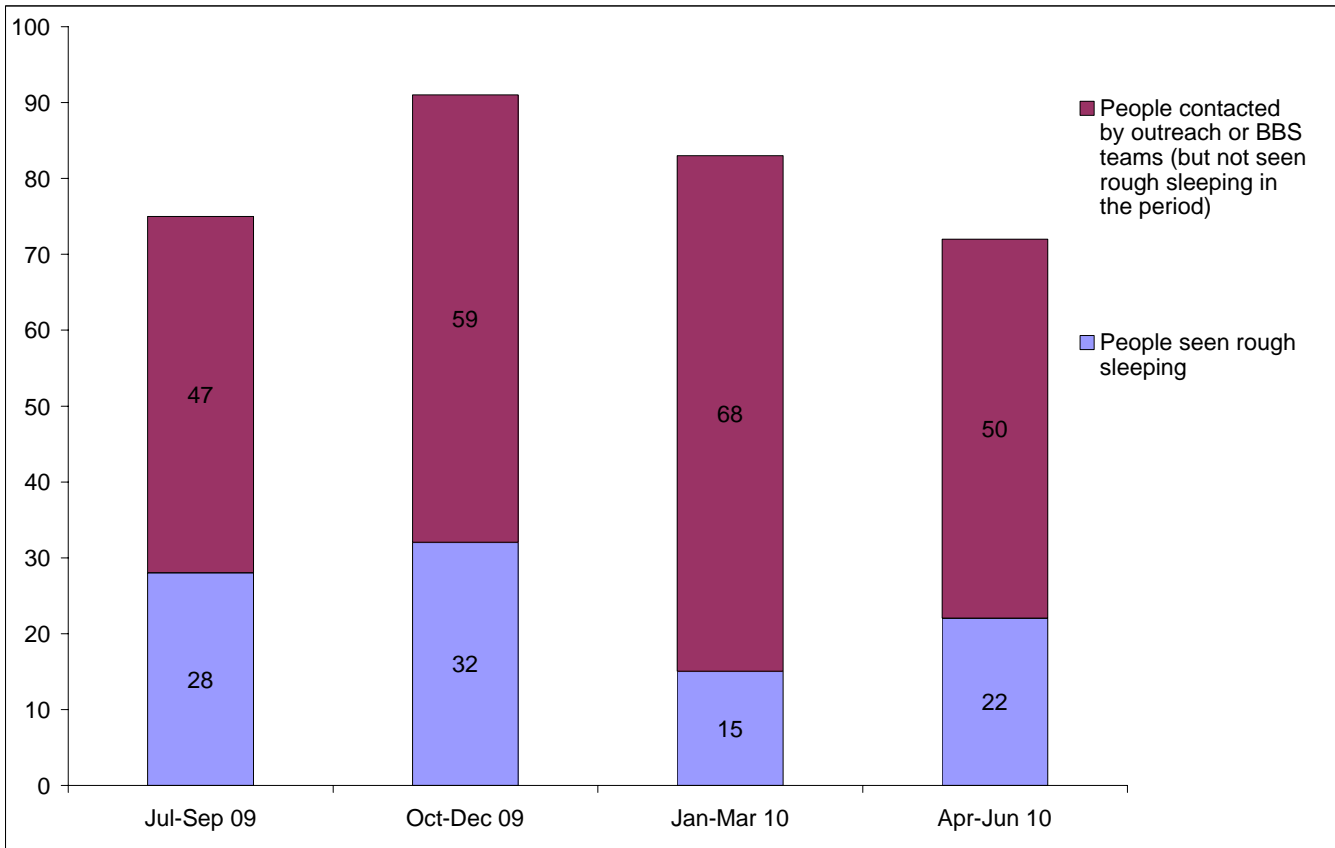
People contacted by outreach or BBS teams and/or arriving in accommodation in the quarter by experience of the armed forces, care or prison

# CHAIN Quarterly report for Ealing

## Outreach Work

### 1) Rough sleeping

People seen by outreach or building based (BBS) teams in the quarter - rough sleeping or contacted either on the streets or in services



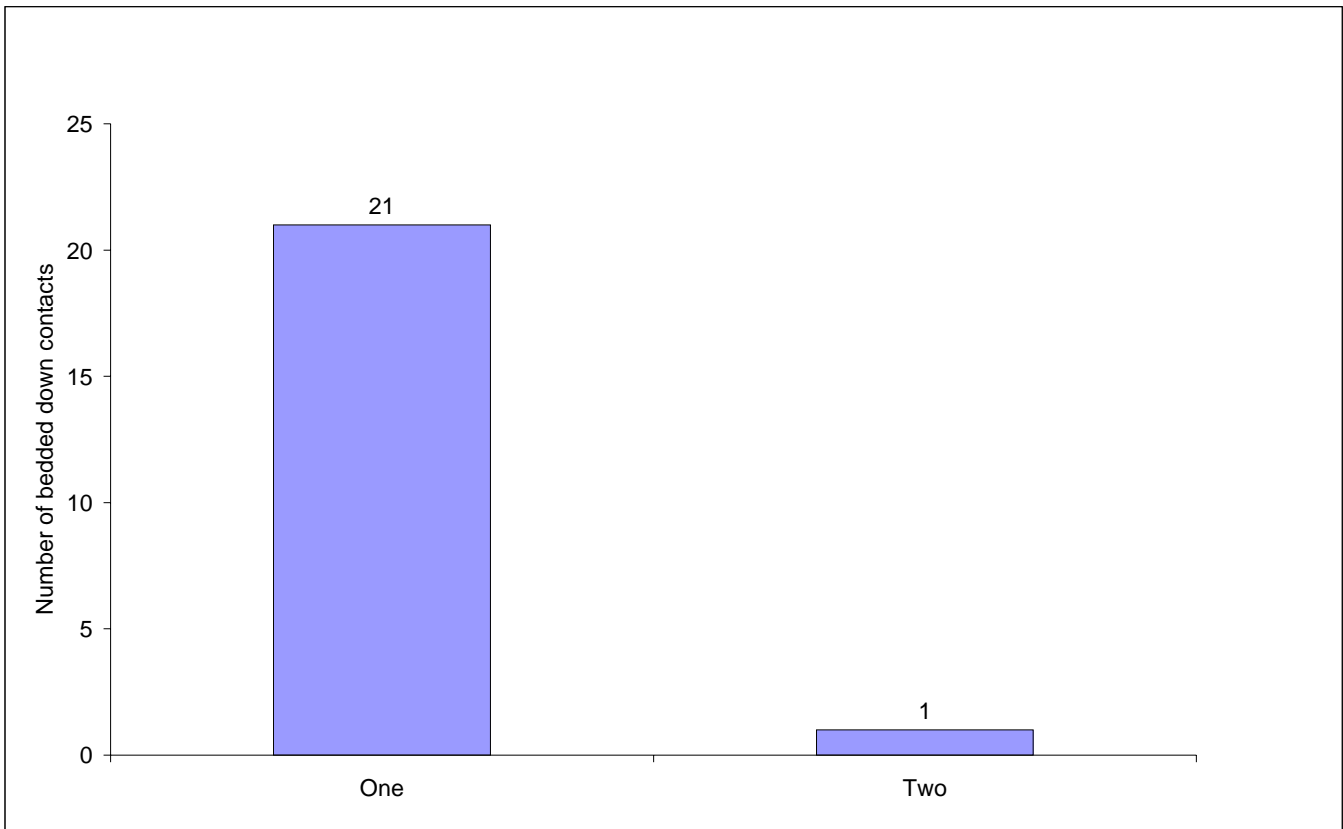
Jul-Sep 09 base: 75  
Oct-Dec 09 base: 91  
Jan-Mar 10 base: 83  
Apr-Jun 10 base: 72

72 verified rough sleepers were contacted by services in Ealing during the quarter. This is a decrease from 83 last quarter and compares to 67 in the same quarter last year.

Of these 72, 22 had a bedded down street contact in the quarter and so were known to have slept rough in Ealing during the quarter. The number sleeping rough this quarter has increased by 47%.

## 2) Rough sleeping volume

People seen rough sleeping by number of bedded down contacts during the quarter



Of the 22 people seen rough sleeping this quarter, 21 only had a single bedded down street contact.

Of the 22 people seen bedded down, 4 were from CEE countries and seen only once during the period. Four were from India and each of these were also seen only once during the period.

NB CEE nationals often cannot be offered the same service as other people due to benefit restrictions.

### 3) Nationality of rough sleepers

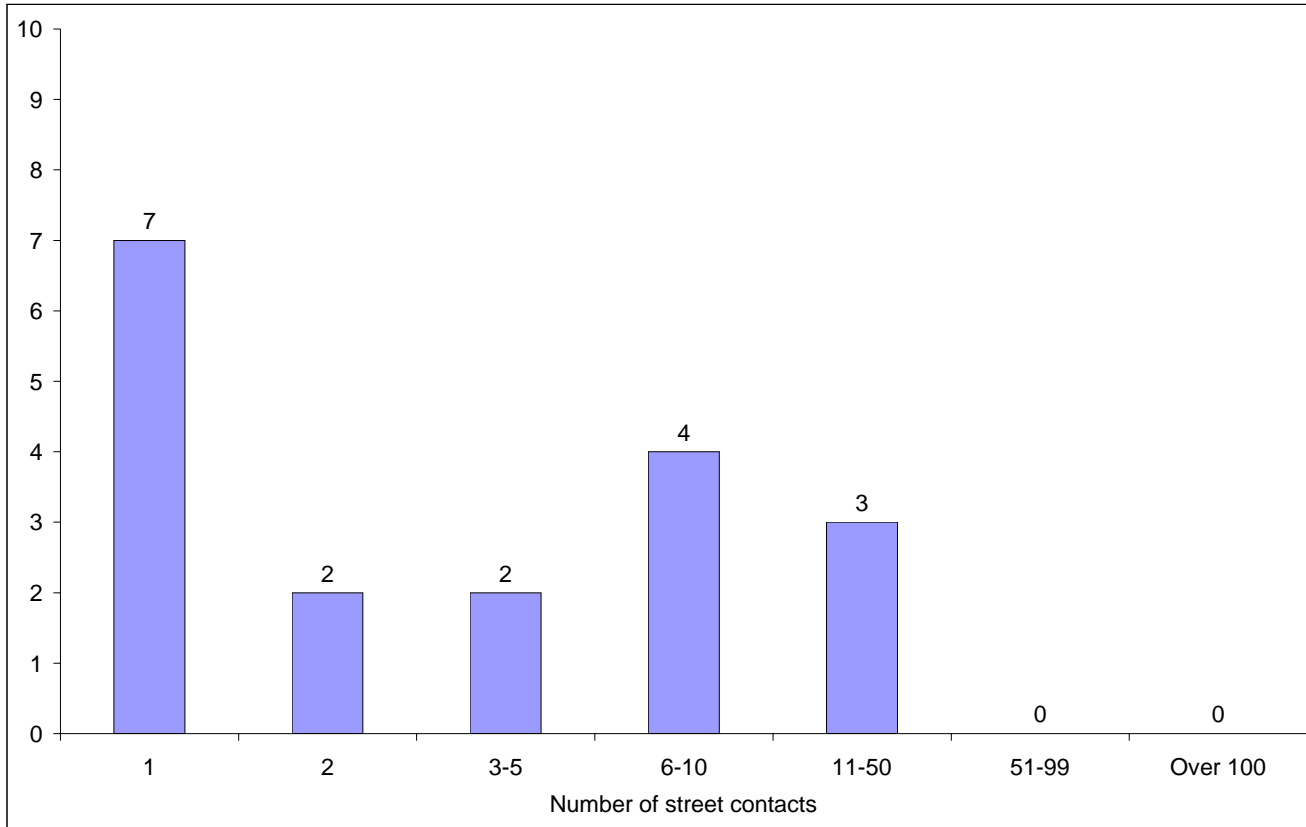
People seen rough sleeping by outreach or BBS teams during the quarter

Nationality	This 1/4	%	Last 1/4	%
UK	9	41%	6	43%
Ireland (Republic of)	1	5%	1	7%
Bulgaria	0	0%	0	0%
Czech Republic	0	0%	0	0%
Estonia	0	0%	0	0%
Hungary	0	0%	0	0%
Latvia	0	0%	0	0%
Lithuania	0	0%	0	0%
Poland	4	18%	0	0%
Romania	0	0%	0	0%
Slovenia	0	0%	0	0%
Slovakia	0	0%	0	0%
Central and East European (CEE) sub-total	4	18%	0	0%
other Europe	0	0%	1	7%
Ukraine	1	5%	0	0%
India	4	18%	1	7%
other Asia	0	0%	4	29%
Somalia	2	9%	2	14%
other Africa	0	0%	0	0%
America	1	5%	0	0%
Australasia	0	0%	0	0%
<i>Missing</i>	<i>0</i>		<i>0</i>	
<i>Not known</i>	<i>0</i>		<i>0</i>	
<b>Total</b>	<b>22</b>		<b>14</b>	
<b>Total**</b>	<b>22</b>		<b>14</b>	

\*\*This total excludes those people seen rough sleeping where their nationality is not known

#### 4) No booking into accommodation events

People contacted in the quarter with no accommodation events (booking or referrals) by any outreach or BBS team, by total number of street contacts recorded on CHAIN



Base: 18

18 (25%) verified rough sleepers contacted across Ealing this quarter have never had a booking in action recorded on CHAIN. This is consistent with the previous three periods.

12 of these people have slept rough in the quarter, which is 55% of all people sleeping rough this quarter.

7 (39%) of the people who have never had a booking in action recorded on CHAIN have only ever had one street contact recorded.

No-one in Ealing has never had a booking in action despite having over a hundred street contacts. This is consistent with the previous three periods.

## 5) Booking into accommodation and reconnection events

Outreach accommodation (bookings and referrals) and reconnection events achieved in the quarter by type of accommodation

Accommodation type	No. of events	%
Assessment centre	0	0%
Bed & breakfast	0	0%
Clinic/Detox/Rehab	0	0%
Night Centre	0	0%
Rolling shelter	0	0%
<i>Referrals only (no booking in)</i>	1	
Hostel	9	75%
<i>Referral rejected (no booking in)</i>	0	
Other temporary	0	0%
Second-stage accommodation	0	0%
St Mungo's complex needs	0	0%
St Mungo's semi-independent	0	0%
Clearing House/RSI	0	0%
LA tenancy (general needs)	0	0%
Private rented sector	0	0%
Private rented sector - independent	0	0%
Private rented sector - with some floating support/support	0	0%
RSL tenancy (general needs)	0	0%
Sheltered housing	0	0%
Supported housing	0	0%
Other long-term accommodation	0	0%
<b>Bookings into accommodation total</b>	<b>9</b>	<b>75%</b>
Return to home area	1	8%
Seeking work	0	0%
Move to area for friends/family	0	0%
Move to area with appropriate services	2	17%
<b>Reconnections total</b>	<b>3</b>	<b>25%</b>
<b>TOTAL</b>	<b>12</b>	<b>100%</b>

Outreach teams across Ealing succeeded in reconnecting or booking into accommodation 9 people, 13% of the 72 people contacted during the quarter.

This is a lower proportion than previous periods - Jul-Sept, 31%; Oct-Dec, 27%; Jan-Mar, 31%. It is also lower than the proportion across all boroughs this quarter, 32%.

8 people had a total of 9 booking in events. This indicates that individuals can be booked into accommodation (the same type or different) more than once in the quarter.

No one was booked into long-term accommodation. This is lower than last quarter (6).

9 people were booked in or referred to hostel accommodation. This means that 1 person was referred without actually being booked in whereas 8 people were actually booked into a confirmed place at a hostel.

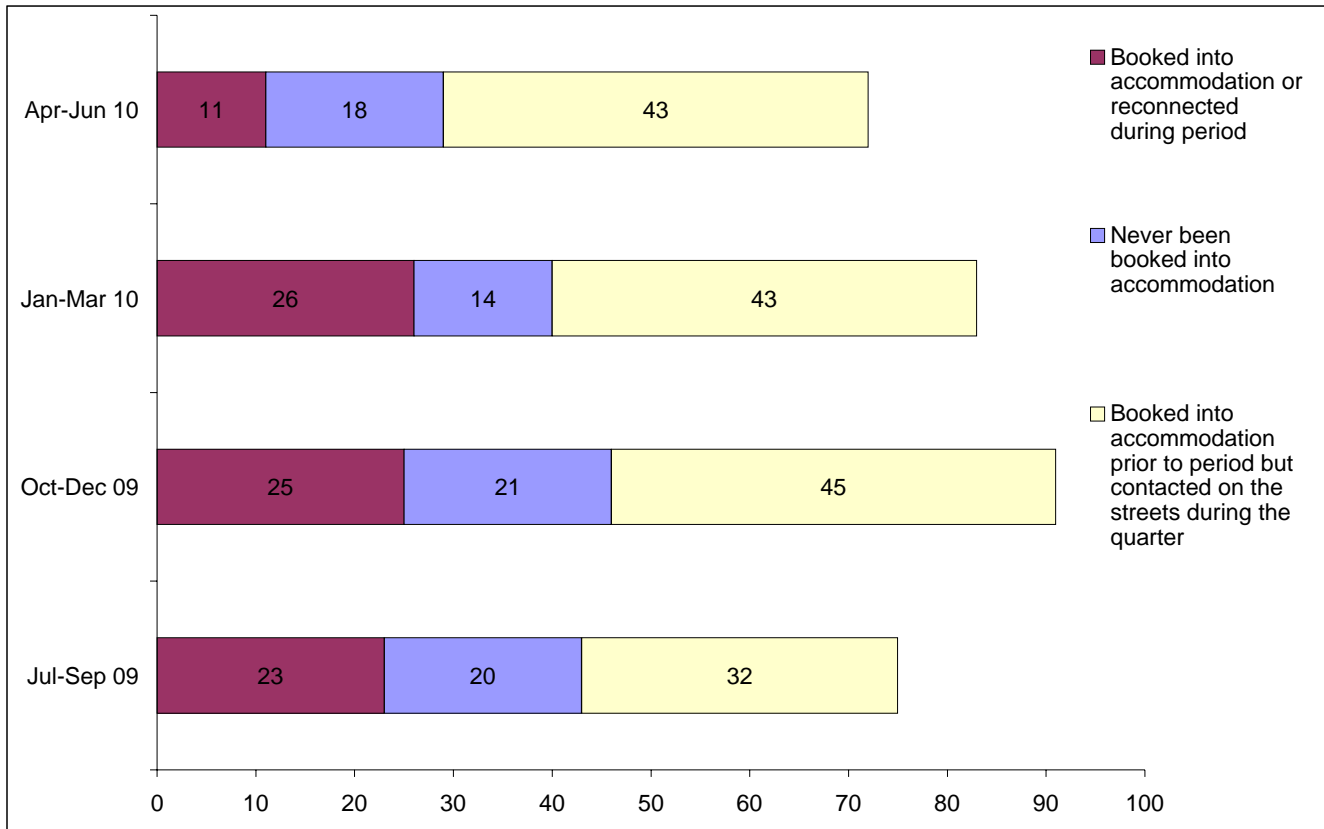
Outreach teams across Ealing achieved a confirmed reconnection with 1 person they contacted this quarter. This is 1% of the people contacted by outreach or BBS teams this quarter.

3 confirmed reconnection events were recorded by outreach and BBS teams for verified rough sleepers this quarter. Teams recorded no such actions for the wider street population (people not seen sleeping rough).

\* These events are excluded from the total. Referral to hostel is a speculative referral to a hostel, confirmation of which leads to a booking in action being recorded.

## 6) Booking into accommodation (rolling)

People who have been contacted by outreach or building based (BBS) teams who have been booked into accommodation compared to those with no booking or reconnection event.



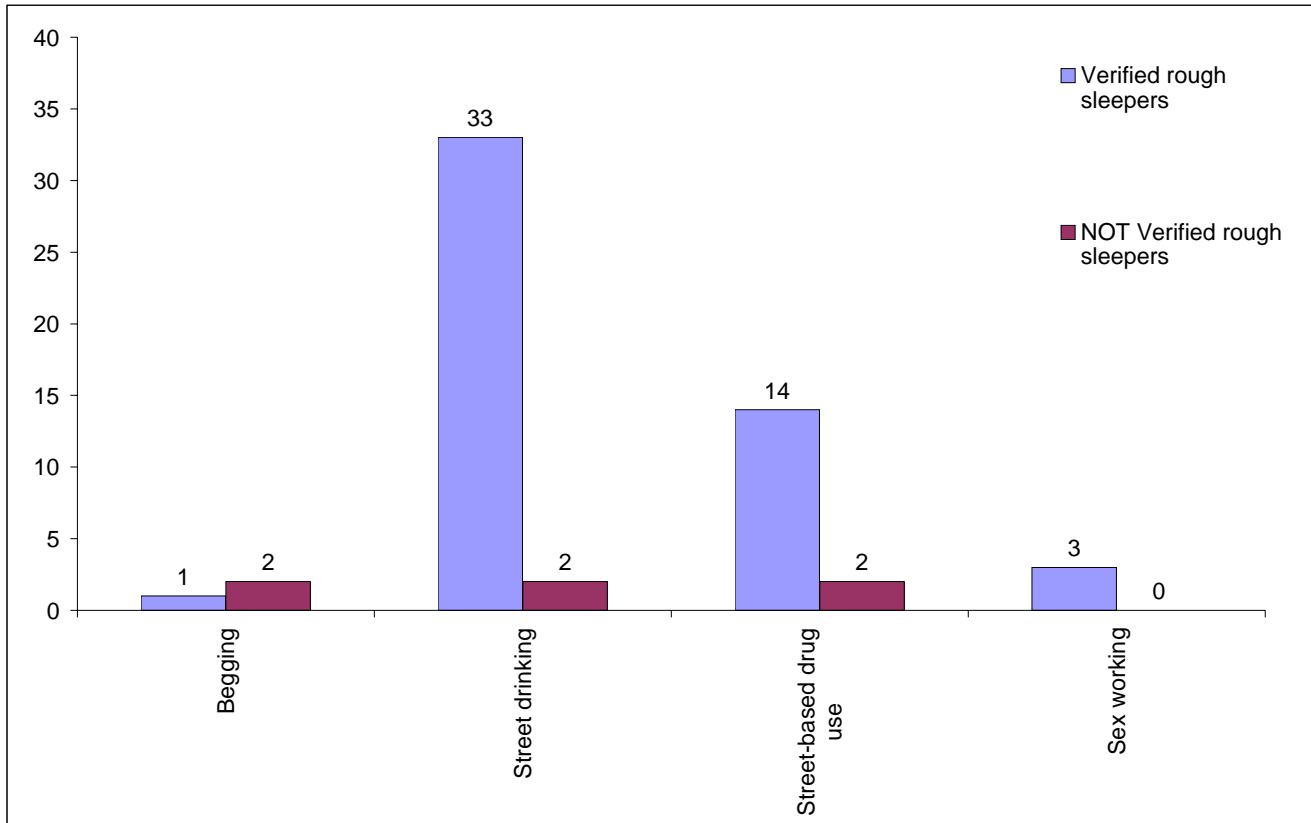
Jul-Sep 09 base: 75  
 Oct-Dec 09 base: 91  
 Jan-Mar 10 base: 83  
 Apr-Jun 10 base: 72

The proportion of people with a street contact but who have never been booked into accommodation (25%) is consistent with previous quarters.



## 7) Street activity

Street population (people who rough sleep and/or engage in a street lifestyle) contacted by outreach who fall into one or more of the street activity categories on CHAIN



Base for verified rough sleepers: 40

Base for people not verified as rough sleepers: 5

Of the 72 verified rough sleepers contacted this quarter, 40 (56%) have been assessed as engaging in one or more street activities.

Some of these people contacted this quarter have been seen engaging in more than one type of street activity at some point.

In addition to the 72 verified rough sleepers contacted in the quarter by outreach or BBS teams, 5 people who are considered vulnerable but have not been seen rough sleeping were also contacted.

## Temporary Accommodation: hostels, assessment centres, rolling shelters and second stage

### 8) Arrivals

Temporary accommodation arrivals by accommodation project and source of referral.

9 people arrived at accommodation referred by Ealing SPOT this quarter. These 9 people had 9 arrival events.

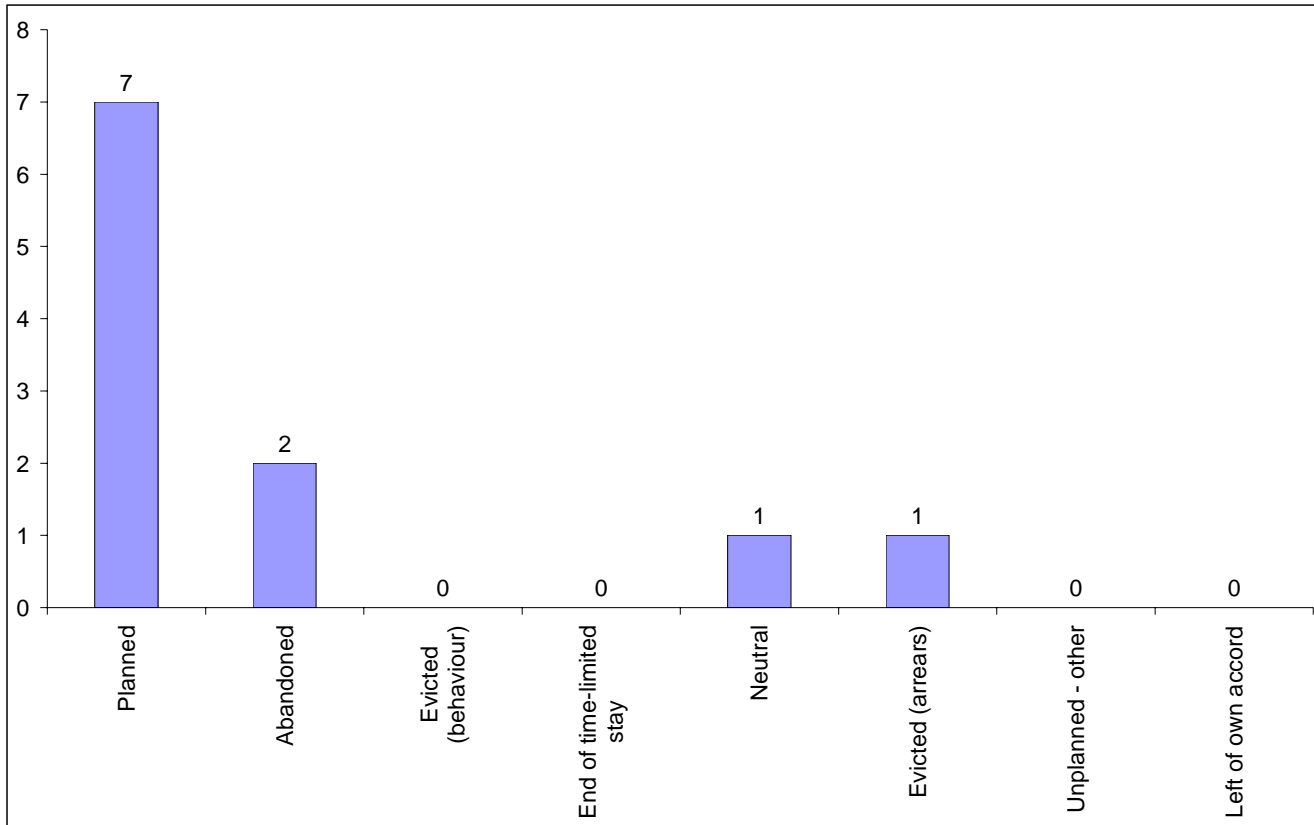
The numbers of people arriving and arrivals are consistent with previous quarters.

Breakdown by accommodation:

Source of referral → Accommodation ↓	Ealing SPOT	Total
Broadway - Sixty-Five	4	4
YMCA - Ealing	5	5
<b>Total</b>	<b>9</b>	<b>9</b>

## 9) Departures - reason for leaving

Departures by whether or not the departure was planned or unplanned



Base: 11

11 people departed from accommodation in Ealing this year. These 11 people had 11 departure actions.

The number of people departing is slightly higher than previous quarters: Jul-Sept, 10; Oct-Dec, 7; Jan-Mar, 5.

64% of departures were due to a planned move. This is consistent with the previous three quarters, and with the proportion across all boroughs this quarter.

Two departures were abandonments. This has fluctuated a little over the past year: Jul-Sept, 0; Oct-Dec, 2; Jan-Mar, 0.

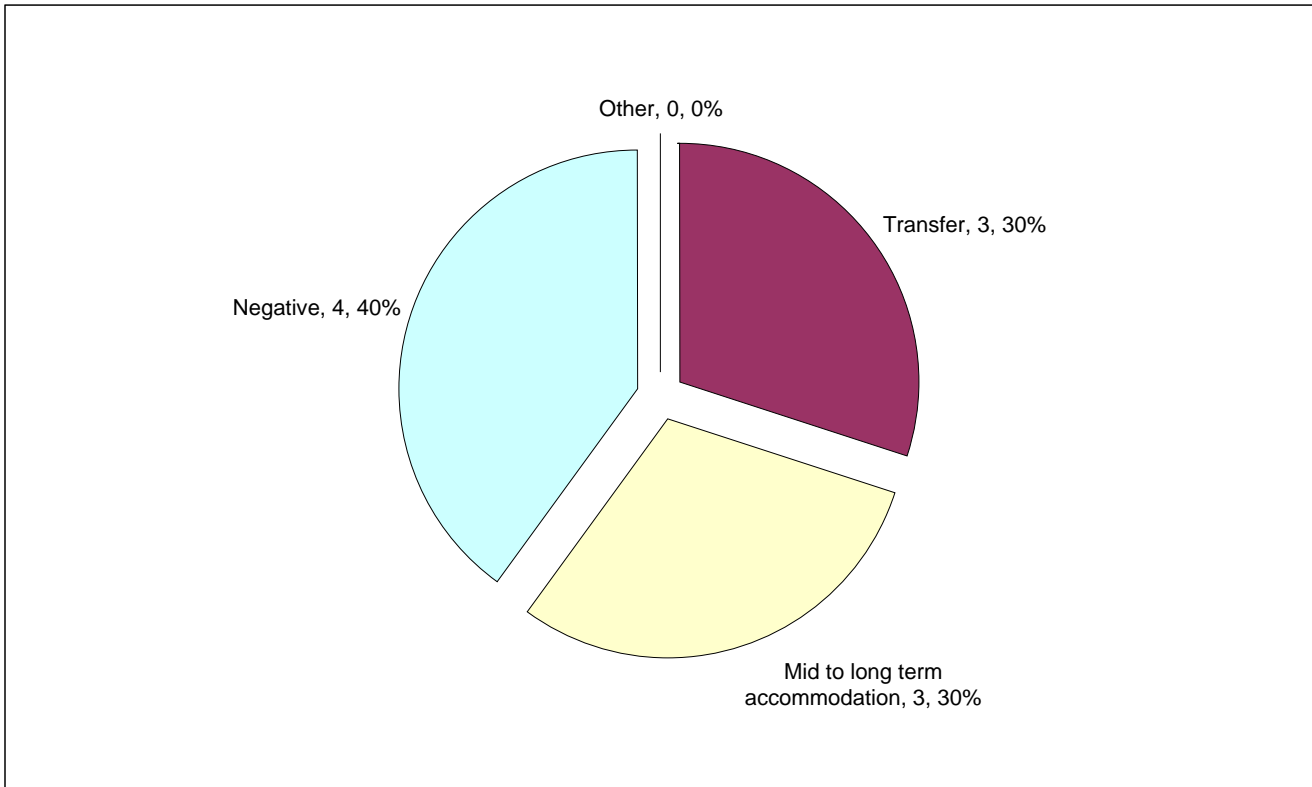
9% of departures were due to evictions. This is consistent with the proportion across all boroughs this quarter. There have been few evictions in Ealing over the past year: Jul-Sept, 0; Oct-Dec, 3; Jan-Mar, 0.

Breakdown by accommodation

Planned/Unplanned Accommodation	→ Planned	Abandoned	Neutral	Evicted (arrears)	Total
Broadway - Sixty-Five	5		1		6
YMCA - Ealing	2	2		1	5
<b>Total</b>	<b>7</b>	<b>2</b>	<b>1</b>	<b>1</b>	<b>11</b>

## 10) Departures - destination on departure

Departure actions by destination on departure



Base: 11

Destination categories on CHAIN	Chart category	Colour
Care home, Clearing House/RSI, Home area, Hospital - long term, LA tenancy (general needs), Long-term accommodation, Previous home, Private rented sector - independent, Private rented sector - supported, RSL tenancy (general needs), Sheltered Housing, Supported Housing	Mid to long term accommodation	Yellow
Bed & Breakfast, Detox clinic, Hostel, Hostel - another organisation, Hostel - within the organisation, Rehab clinic, Temporary accommodation, Psychiatric hospital, Hospital - NOT long term/acute care	Transfer	Maroon
Not known, Sleeping rough/returned to streets, Taken into custody	Negative	Cyan
Died, Outside London, Staying with family, Staying with friends	Other	Green

Destination on departure from temporary accommodation	Number	%
Bed & Breakfast	0	0%
Care home	1	9%
Clearing House/RSI	1	9%
Detox clinic	1	9%
Died	0	0%
Home area	0	0%
Hospital - long term	0	0%
Hospital - NOT long term/acute care	0	0%
Hostel	0	0%
Hostel - another organisation	1	9%
Hostel - within the organisation	0	0%
LA tenancy (general needs)	1	9%
Long-term accommodation	0	0%
Not known	3	27%
Outside London	0	0%
Previous home (describe type of accomm in notes)	0	0%
Private rented sector - independent	0	0%
Private rented sector - with some floating support/support	0	0%
Psychiatric hospital	0	0%
Rehab clinic	1	9%
RSL tenancy (general needs)	1	9%
Sheltered Housing	0	0%
Sleeping rough/Returned to streets	0	0%
Staying with family	0	0%
Staying with friends	0	0%
Supported Housing	0	0%
Taken into custody	1	9%
Temporary accommodation	0	0%
<b>Total</b>	<b>11</b>	<b>100%</b>

9% of people left accommodation to move to another hostel. This is one person, compared with 2 last quarter and none in each of the previous two quarters. It compares with 34% across all boroughs this quarter.

30% of people left accommodation to move to mid to long-term accommodation. This is consistent with the previous three quarters.

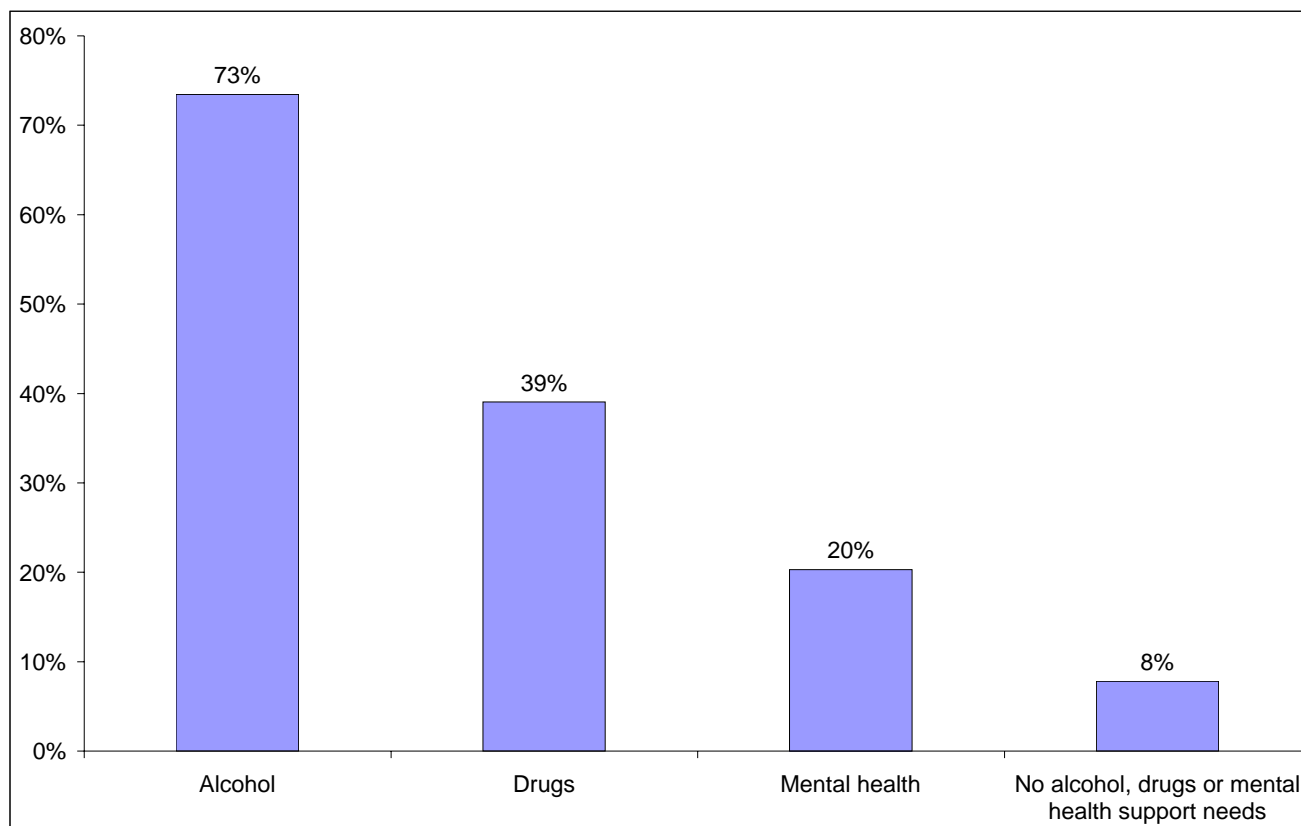
#### Breakdown by accommodation

Destination → Accommodation ↓	Care home	Clearing House/RSI	Detox clinic	Hostel - another organisation	LA tenancy (general needs)	Not known	Rehab clinic	RSL tenancy (general needs)	Taken into custody	Total
Broadway - Sixty-Five	1	1			1		1	1	1	6
YMCA - Ealing			1	1		3				5
<b>Total</b>	<b>1</b>	<b>1</b>	<b>1</b>	<b>1</b>	<b>1</b>	<b>3</b>	<b>1</b>	<b>1</b>	<b>1</b>	<b>11</b>

## Client Support Needs/Institutional History

### 11) Support needs

People contacted by outreach or BBS teams and/or arriving in accommodation in the quarter by support needs



Base: 64 Note that the base figure for this graph excludes clients where all 3 support needs are not known or not recorded (6).

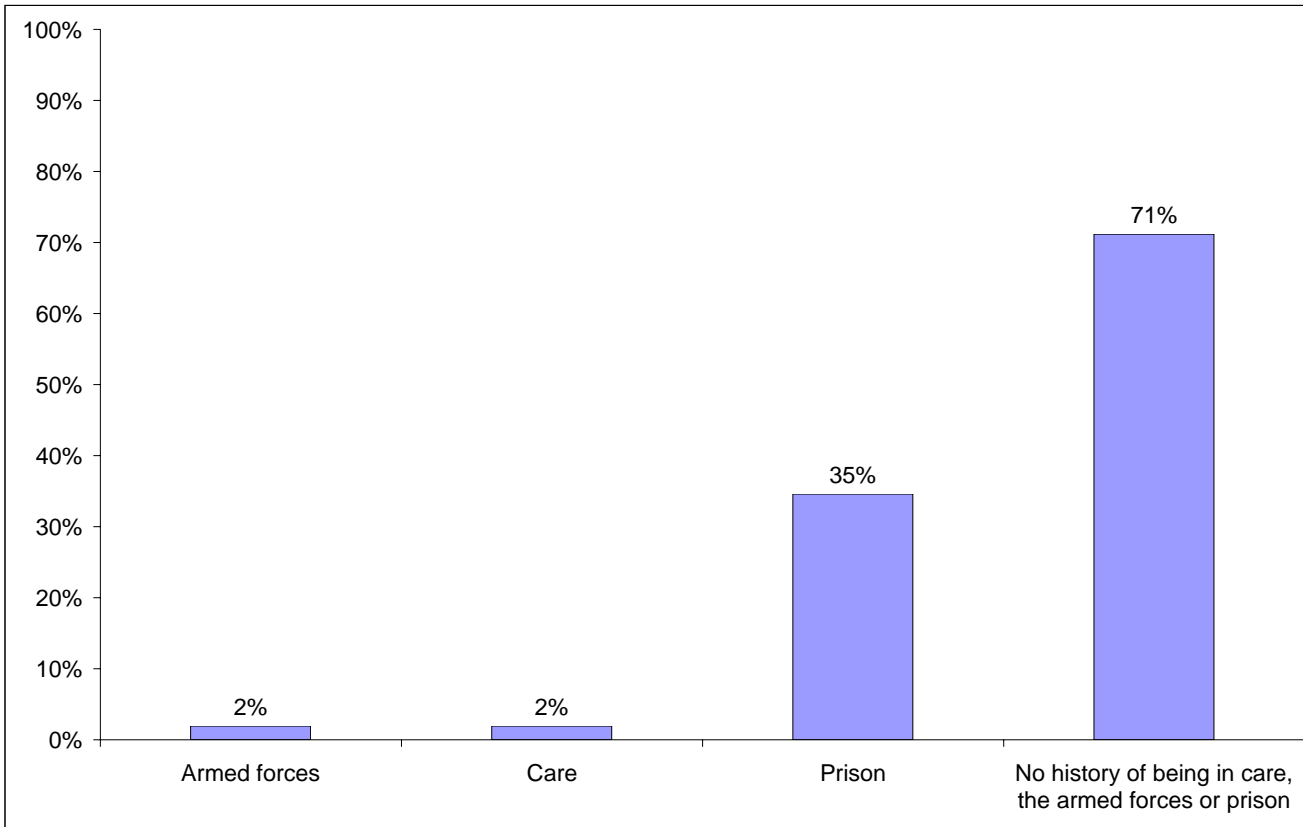
Support Needs	No. of people	%
Alcohol only	25	36%
Drugs only	7	10%
Mental health only	2	3%
Alcohol and drugs	12	17%
Alcohol and mental health	5	7%
Drugs and mental health	1	1%
Alcohol, drugs and mental health	5	7%
All 3 no	5	7%
All 3 not known or not assessed	6	9%
All 3 no, not known or not assessed	2	3%
<b>Total</b>	<b>70</b>	<b>100%</b>

The proportion of clients in Ealing with alcohol and mental health support needs need is consistent with previous quarters. The proportion of people with a drug support needs has fluctuated: Jul-Sept, 54%; Oct-Dec, 27%; Jan-Mar, 37%.

The proportion of clients with an alcohol support need is higher than the proportion across all boroughs (52%). The proportion of clients with mental health support needs is lower than the proportion across all boroughs (38%).

## 12) Experience of prison, armed forces and care

People contacted by outreach or BBS teams and/or arriving in accommodation in the quarter by experience of the armed forces, care or prison



Base: 52 Note that the base figure for this graph excludes clients where all 3 institutional histories are not known.

1 person contacted in Ealing this quarter have previously been in the armed forces (1 last quarter). This person is British.

1 person contacted in Ealing this quarter has previously been in care (3 last quarter).

18 people contacted in Ealing this quarter have previously been in prison (18 last quarter).

It is possible for someone contacted to have previous experience of more than one institution and so be included in more than one of the above figures. 1 people contacted in the year have been in care and prison.

The proportion of people with experience of the armed forces, care or prison is consistent with the previous three quarters.

The proportion of people who have been in care is lower than the proportion across all boroughs this quarter (13%). The proportion of people who have been in prison is slightly lower than that across all boroughs this quarter (40%).