



# CHAIN

## Quarterly Report for Ealing

### April - June 2011



# CHAIN Quarterly report for 1st April to 30th June 2011

## Contents

### Outreach Work

#### 1) Rough sleeping

People seen by outreach or building based (BBS) teams in the quarter - rough sleeping or contacted either on the streets or in services

#### 2) Rough sleeping volume

People seen rough sleeping by number of bedded down contacts during the quarter

#### 3) Nationality of rough sleepers

People seen rough sleeping by outreach or BBS teams during the quarter by flow, stock and returner model.

#### 4) People contacted by month

People seen rough sleeping by outreach or building based (BBS) teams by month

#### 5) No booking into accommodation events

People contacted in the quarter with no accommodation events (booking or referrals) by any outreach or BBS team, by total number of street contacts recorded on CHAIN

#### 6) Booking into accommodation and reconnection events

Outreach accommodation (bookings and referrals) and reconnection events achieved in the quarter by type of accommodation

### Hostels, assessment centres, rolling shelters and second stage accommodation

#### 7) Arrivals

Temporary accommodation arrivals by accommodation project and source of referral.

#### 8) Departures - destination on departure

Departure actions by destination on departure

#### 9) Departures - reason for leaving

Departures by whether or not the departure was planned or unplanned

### Support needs and institutional history

#### 10) Support needs

People contacted by outreach or BBS teams and/or arriving in accommodation in the quarter by support needs

#### 11) Experience of armed forces, care and prison

People contacted by outreach or BBS teams and/or arriving in accommodation in the quarter by experience of the armed forces, care or prison

### Wider street population

#### 12) Street activity

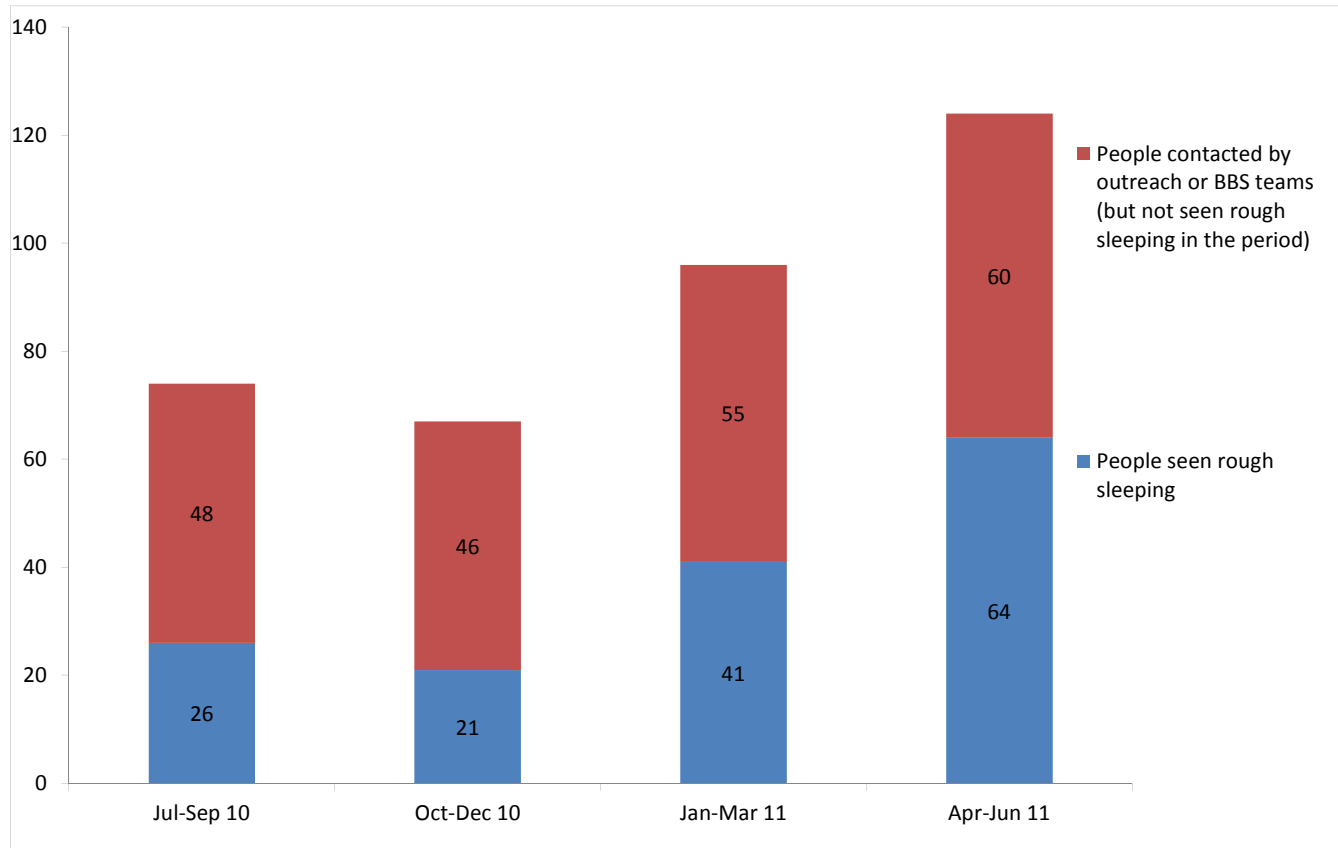
Street population (people who rough sleep and/or engage in a street lifestyle) contacted by outreach who fall into one or more of the street activity categories on CHAIN

# CHAIN Quarterly report for Ealing

## Outreach Work

### 1) Rough sleeping

People seen by outreach or building based (BBS) teams in the quarter - rough sleeping or contacted either on the streets or in services



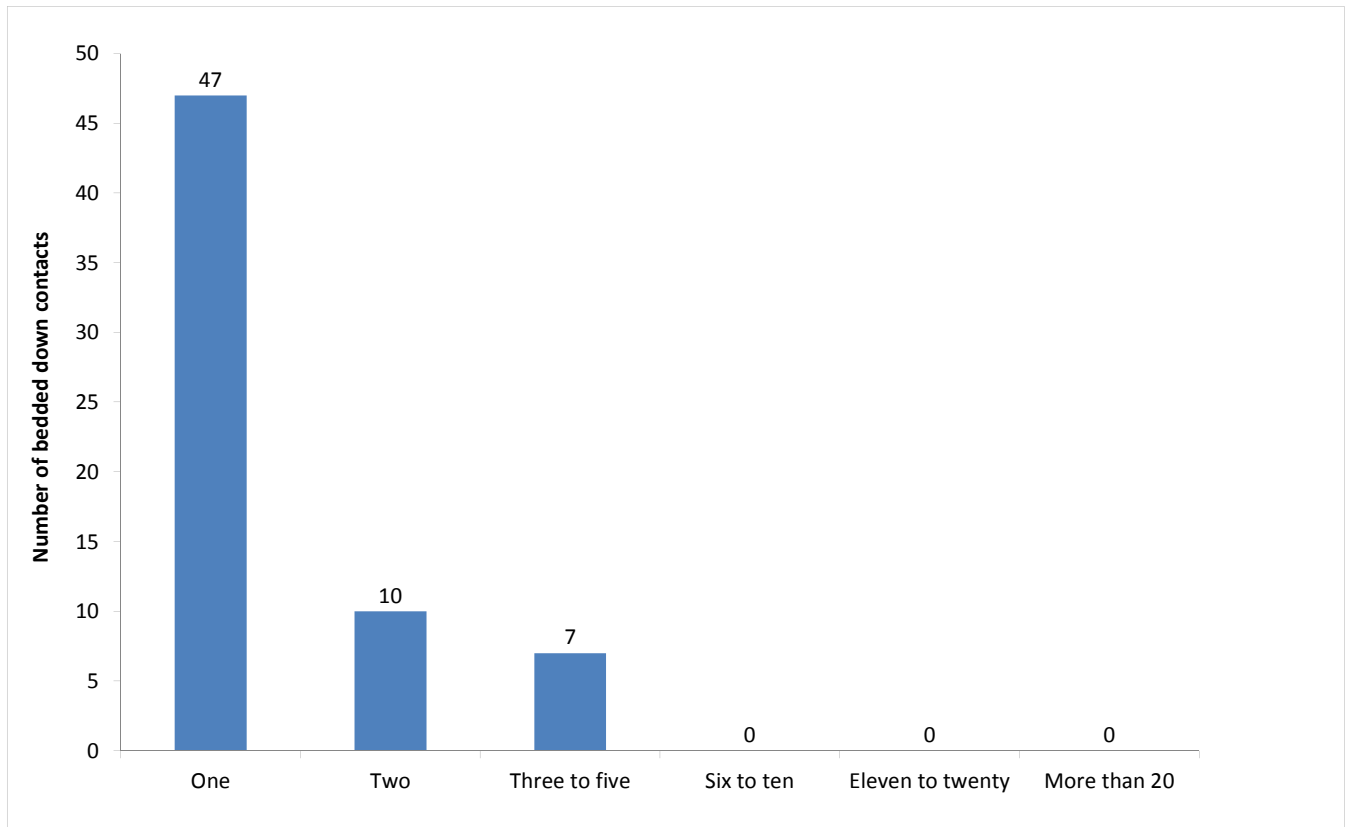
Jul-Sep 10 base: 74  
Oct-Dec 10 base: 67  
Jan-Mar 11 base: 96  
Apr-Jun 11 base: 124

124 verified rough sleepers were contacted by services in Ealing during the quarter. This is an increase from 96 last quarter and compares to 72 in the same quarter last year.

Of these 124, 64 had a bedded down street contact in the quarter and so were known to have slept rough in Ealing during the quarter. The number sleeping rough this quarter has increased by 56%.

## 2) Rough sleeping volume

People seen rough sleeping by number of bedded down contacts during the quarter



Base: 64

46 people were seen rough sleeping for the first time (flow).

Of the 64 people seen rough sleeping this quarter, 47 only had a single bedded down street contact.

Of the 64 people seen bedded down, 16 were from CEE countries and seen only once during the period.

NB CEE nationals often cannot be offered the same service as other people due to benefit restrictions.

### 3) Nationality of rough sleepers

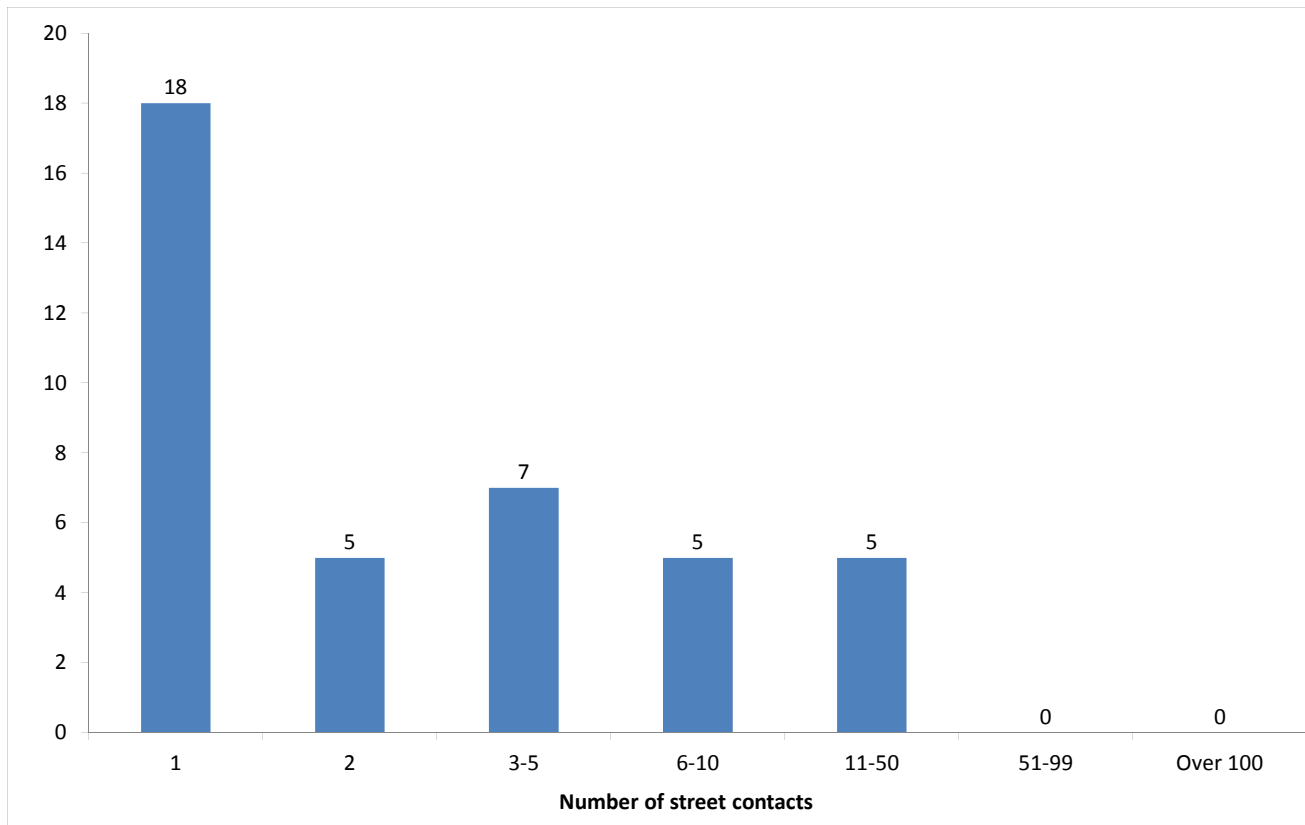
People seen rough sleeping by outreach or BBS teams during the quarter by flow, stock and returner model.

Nationality	Oct-Dec	%	Jan-Mar	%	Apr-Jun	%
UK	8	38%	11	28%	25	39%
Ireland (Republic of)	3	14%			3	5%
Bulgaria						
Czech Republic						
Estonia						
Hungary			1	3%		
Latvia						
Lithuania					1	2%
Poland	4	19%	3	8%	18	28%
Romania			1	3%	1	2%
Slovenia						
Slovakia					1	2%
<b>CEE sub-total</b>	<b>4</b>	<b>19%</b>	<b>5</b>	<b>13%</b>	<b>21</b>	<b>33%</b>
other Europe					3	5%
Ukraine						
India	2	10%	17	44%	8	13%
Sri Lanka	2	10%			1	2%
other Asia	1	5%	2	5%	3	5%
Somalia			1	3%	1	2%
other Africa	1	5%	2	5%	2	3%
America						
Caribbean			1	3%		
Australasia						
Missing			1			
Not known			1			
<b>Total</b>	<b>21</b>		<b>41</b>		<b>64</b>	
<b>Total**</b>	<b>21</b>	<b>100%</b>	<b>39</b>	<b>100%</b>	<b>64</b>	<b>100%</b>

\*\*This total excludes those people seen rough sleeping where their nationality is not known

#### 4) No booking into accommodation events

People contacted in the quarter with no accommodation events (booking or referrals) by any outreach or BBS team, by total number of street contacts recorded on CHAIN



Base: 40

40 (32%) verified rough sleepers contacted across Ealing this quarter have never had a booking in action recorded on CHAIN. This is consistent with last quarter.

34 of these people have slept rough in the quarter, which is 53% of all people sleeping rough this quarter.

18 (45%) of the people who have never had a booking in action recorded on CHAIN have only ever had one street contact recorded.

## 5) Booking into accommodation and reconnection events

Outreach accommodation (bookings and referrals) and reconnection events achieved in the quarter by type of accommodation

Accommodation type	No.	%
Assessment centre	0	0%
Bed & breakfast	0	0%
Clinic/Detox/Rehab	3	6%
Night Centre	0	0%
Rolling shelter	6	13%
Hostel	18	38%
Other temporary	0	0%
Second-stage accommodation	2	4%
St Mungo's complex needs	0	0%
St Mungo's semi-independent	0	0%
Clearing House/RSI	0	0%
LA tenancy (general needs)	1	2%
Private rented sector	0	0%
Private rented sector - independent	13	27%
Private rented sector - with some floating support/support	0	0%
RSL tenancy (general needs)	1	2%
Sheltered housing	0	0%
Supported housing	0	0%
Other long-term accommodation	1	2%
<b>Bookings into accommodation total</b>	<b>45</b>	<b>94%</b>
Return to home area	3	6%
Seeking work	0	0%
Move to area for friends/family	0	0%
Move to area with appropriate services	0	0%
Other	0	0%
<b>Reconnections total</b>	<b>3</b>	<b>6%</b>
<b>TOTAL</b>	<b>48</b>	<b>100%</b>

Outreach and BBS teams across Ealing succeeded in reconnecting or booking into accommodation 31 people, 25% of the 124 people contacted during the quarter.

This is consistent with last quarter.

24 people had a total of 45 booking in events. This indicates that individuals can be booked into accommodation (the same type or different) more than once in the quarter.

No one was booked into long-term accommodation. This is consistent with last quarter.

18 people were booked into hostel accommodation. This is higher than previous quarters: Jul-Sept, 11; Oct-Dec, 13; Jan-Mar, 11.

Outreach and BBS teams across Ealing achieved a confirmed reconnection with 3 people they contacted this quarter. This is 2% of the people contacted by outreach or BBS teams this quarter.

3 confirmed reconnection events were recorded by outreach and BBS teams for verified rough sleepers this quarter. There were no such actions for the wider street population (people not seen sleeping rough).

\* These events are excluded from the total. Referral to hostel is a speculative referral to a hostel, confirmation of which leads to a booking in action being recorded.





## Temporary Accommodation: hostels, assessment centres, rolling shelters and second stage

### 6) Arrivals

Temporary accommodation arrivals by accommodation project and source of referral.

10 people arrived at accommodation in Ealing this year. These 10 people had 10 arrival actions.

The numbers of people arriving and arrivals are consistent with last quarter.

The proportion of arrivals to accommodation in Ealing that were referred by outreach or BBS teams and other accommodation projects is consistent with previous quarters.

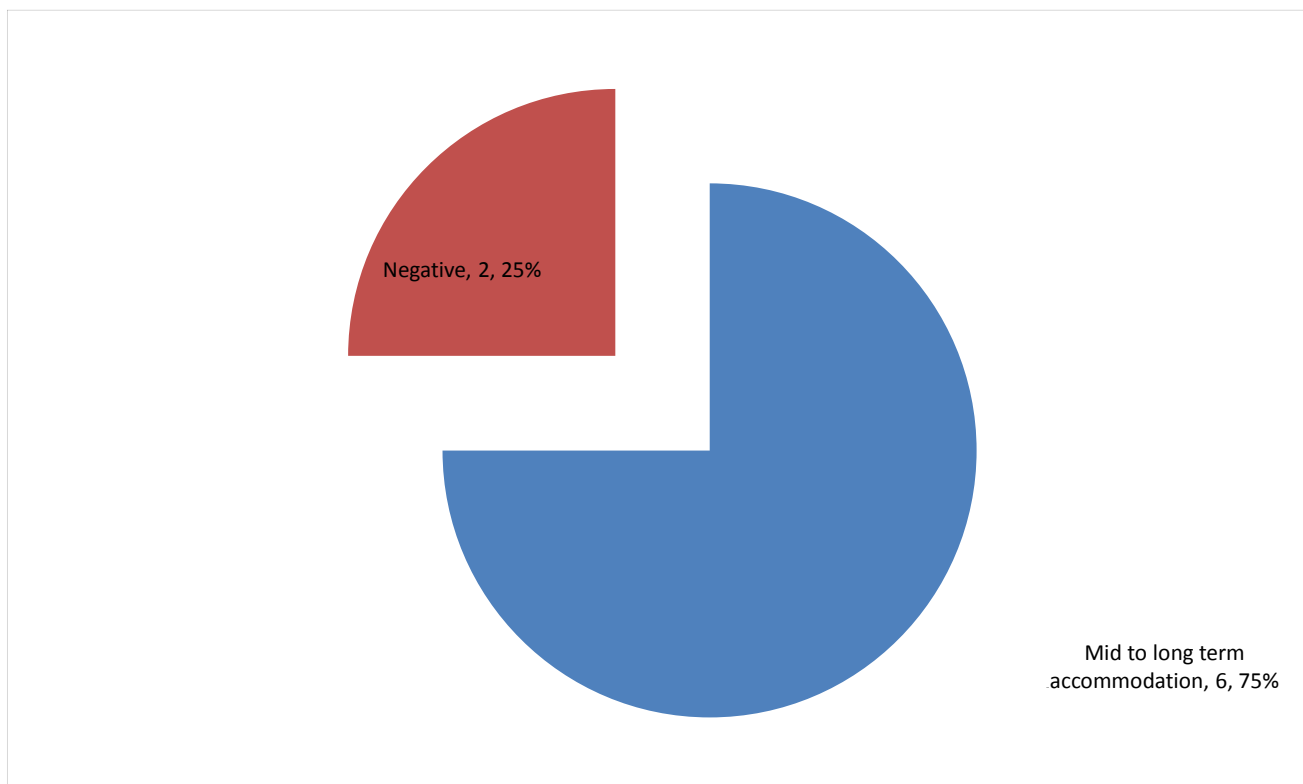
The proportion of arrivals in all London boroughs referred by outreach projects is higher than the proportion across all boroughs this quarter (86%).

#### Breakdown by accommodation:

Source of referral → Accommodation ↓	Ealing SPOT	Total
Broadway - Sixty-Five	6	6
YMCA - Ealing	4	4
<b>Total</b>	<b>10</b>	<b>10</b>

## 7) Departures - destination on departure

Departure actions by destination on departure



Base: 8

Destination categories on CHAIN	Chart category	Colour
Care home, Clearing House/RSI, Home area, Hospital - long term, LA tenancy (general needs), Long-term accommodation, Previous home, Private rented sector - independent, Private rented sector - supported, RSL tenancy (general needs), Sheltered Housing, Supported Housing	Mid to long term accommodation	Green
Bed & Breakfast, Detox clinic, Hostel, Hostel - another organisation, Hostel - within the organisation, Rehab clinic, Temporary accommodation, Psychiatric hospital, Hospital - NOT long term/acute care	Transfer	Red
Not known, Sleeping rough/returned to streets, Taken into custody	Negative	Purple
Died, Outside London, Staying with family, Staying with friends	Other	Blue

Destination on departure from temporary accommodation	Number	%
Clearing House/RSI	1	13%
LA tenancy (general needs)	1	13%
Not known	1	13%
Private rented sector - with some floating support/support	1	13%
RSL tenancy (general needs)	3	38%
Sleeping rough/Returned to streets	1	13%
<b>Total</b>	<b>8</b>	<b>100%</b>

8 people departed from accommodation in Ealing this year. These 8 people had 8 departure actions.

No one left accommodation to move to another hostel. This is consistent with previous quarters.

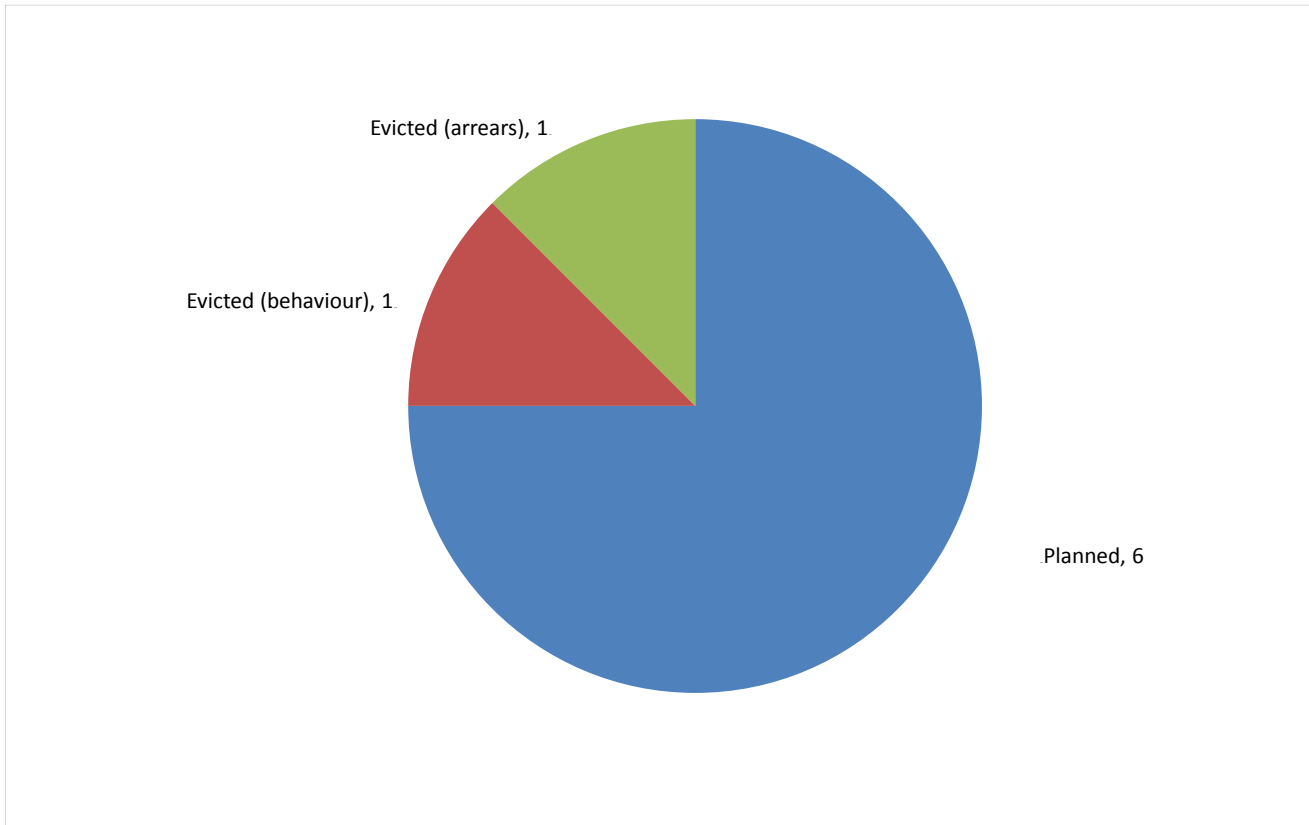
75% of people left accommodation to move to mid to long-term accommodation. This is an increase on the previous three periods: Jul-Sept, 40%; Oct-Dec, 67%; Jan-Mar, 29%.

#### Breakdown by accommodation

Destination Accommodation	Clearing House/RSI	LA tenancy (general needs)	Not known	Private rented sector - with	RSL tenancy (general needs)	Sleeping rough/Returned	Total
Broadway - Sixty-Five	1	1		1	3	1	7
YMCA - Ealing			1				1
<b>Total</b>	<b>1</b>	<b>1</b>	<b>1</b>	<b>1</b>	<b>3</b>	<b>1</b>	<b>8</b>

## 8) Departures - reason for leaving

Departures by whether or not the departure was planned or unplanned



Base: 8

8 people departed from accommodation in Ealing this year. These 8 people had 8 departure actions.

The number of people departing and departures is consistent with last quarter, and with the same quarter last year.

75% of departures were due to a planned move. This has been rising over the past year: Jul-Sept, 40%; Oct-Dec, 67%; Jan-Mar, 71%."

There were no abandonments. This is consistent with the previous three quarters.

25% of departures were due to evictions. This has been generally declining over the last year: Jul-Sept, 60%; Oct-Dec, 33%; Jan-Mar, 14%.

### Breakdown by accommodation

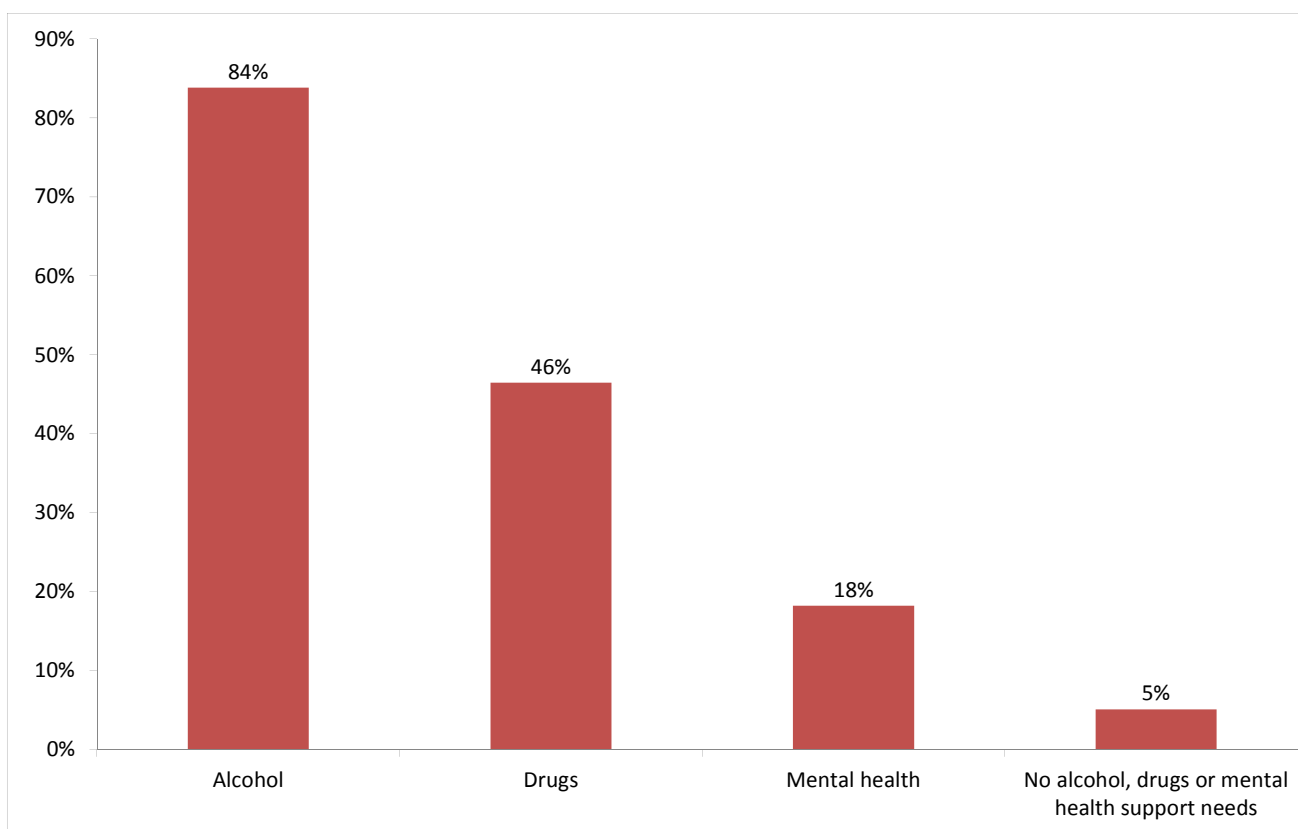
Planned/Unplanned → Accommodation ↓	Planned	Evicted (behaviour)	Evicted (arrears)	Total
	Broadway - Sixty-Five	6	1	
YMCA - Ealing			1	1

<b>Total</b>	<b>6</b>	<b>1</b>	<b>1</b>	<b>8</b>
--------------	----------	----------	----------	----------

## Client Support Needs/Institutional History

### 9) Support needs

People contacted by outreach or BBS teams and/or arriving in accommodation in the quarter by support needs



Base: 99 Note that the base figure for this graph excludes clients where all 3 support needs are not known or not recorded (26).

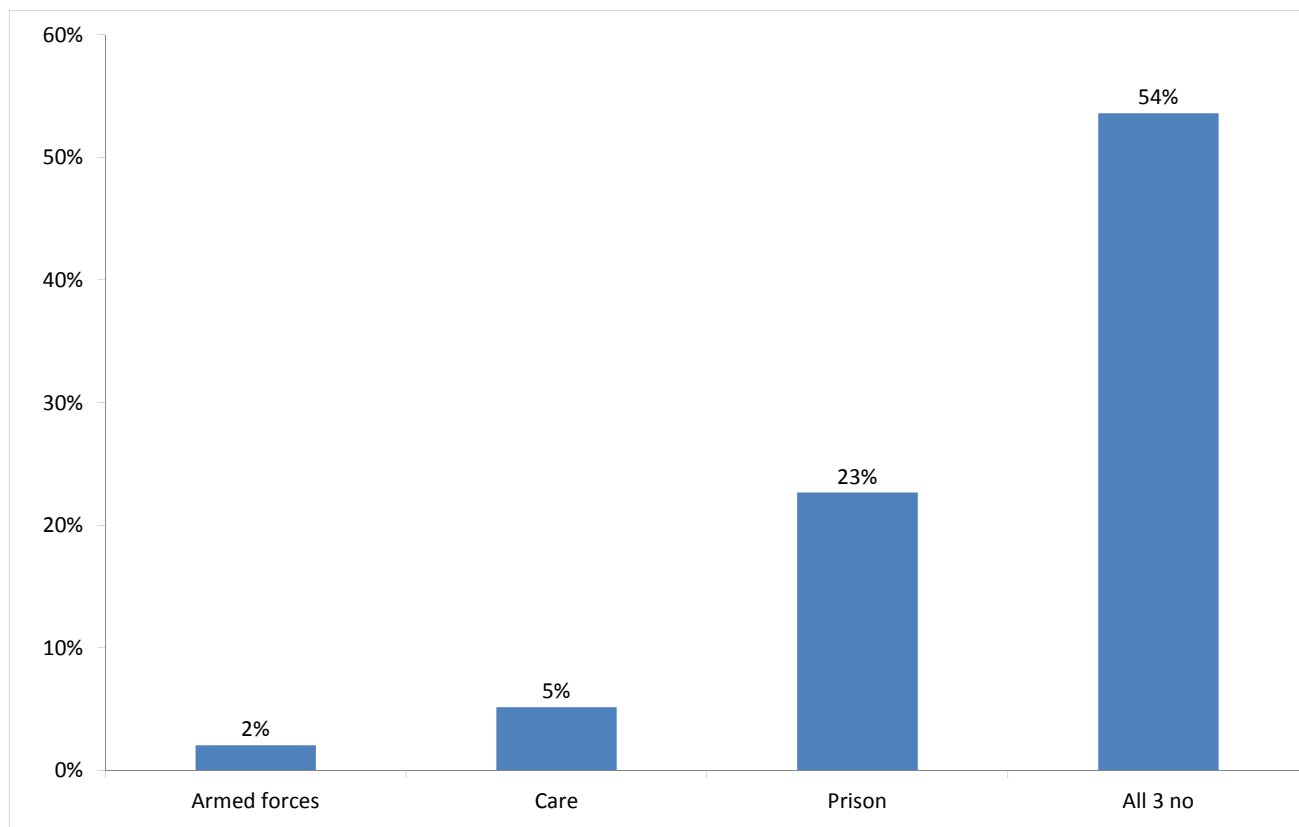
Support Needs	No. of people	%
Alcohol only	36	29%
Drugs only	8	6%
Mental health only	1	1%
Alcohol and drugs	31	25%
Alcohol and mental health	10	8%
Drugs and mental health	1	1%
Alcohol, drugs and mental health	6	5%
All 3 no	5	4%
All 3 not known or not assessed	26	21%
All 3 no, not known or not assessed	1	1%
<b>Total</b>	<b>125</b>	<b>100%</b>

The proportion of people with an alcohol support need is higher than last quarter, 69%. It is notably higher than the proportion across all boroughs this quarter, 54%.

The proportion of people with a mental health support need is consistent with previous quarters, but lower than the proportion across all boroughs this quarter, 42%.

## 10) Experience of armed forces, care and prison

People contacted by outreach or BBS teams and/or arriving in accommodation in the quarter by experience of the armed forces, care or prison



Base: 97 Note that the base figure for this graph excludes clients where all 3 institutional histories are not known.

2 people contacted in Ealing this quarter have previously been in the armed forces (2 last quarter).

Nationality	Number	% of people seen rough sleeping
UK	1	2%
Ireland (republic Of)	1	2%
<b>Total</b>	<b>2</b>	<b>3%</b>

5 people contacted in Ealing this quarter have previously been in care (2 last quarter).

22 people contacted in Ealing this quarter have previously been in prison (14 last quarter).

It is possible for someone contacted to have previous experience of more than one institution and so be included in more than one of the above figures. 3 people contacted in the year have been in care and prison.

The proportion of people contacted in Ealing with previous experience of the armed forces, care or prison is consistent with previous quarters.

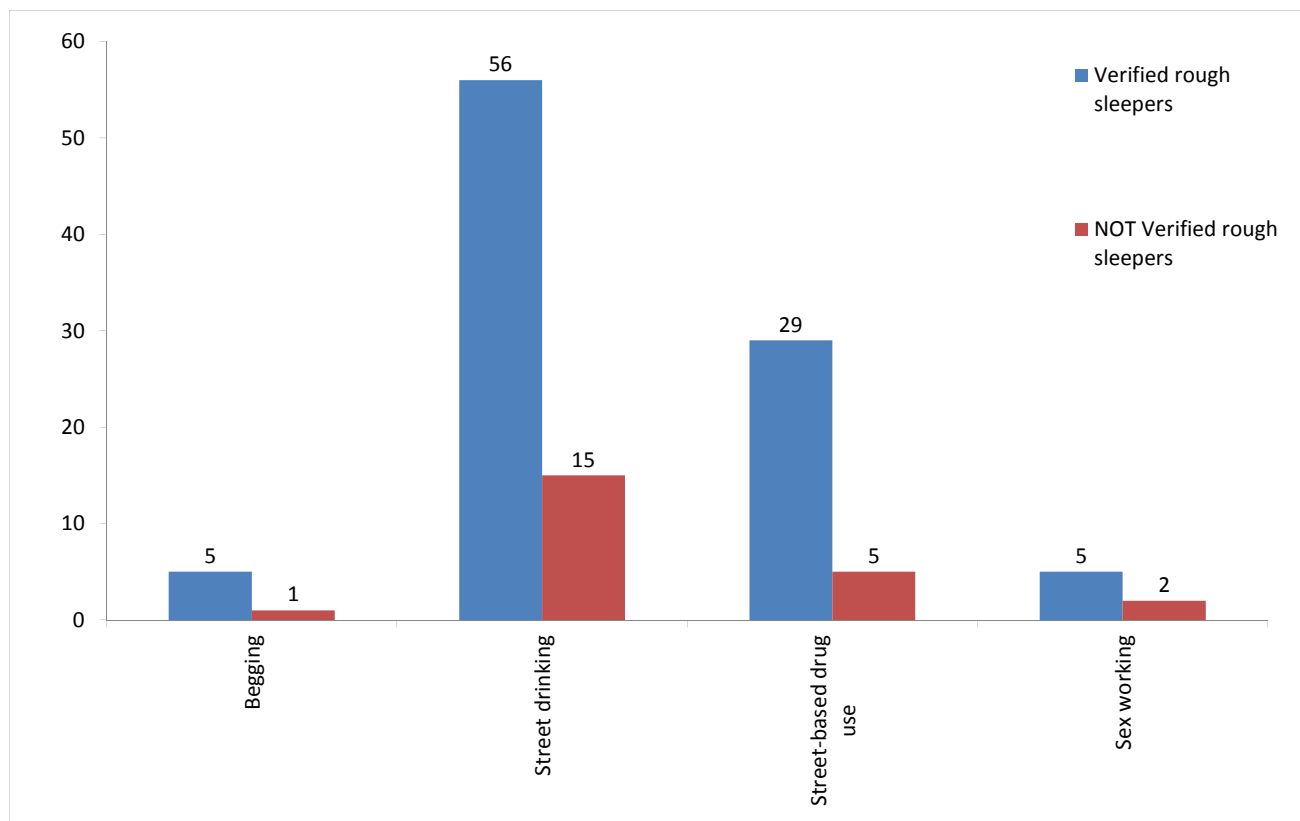
The proportion of people with experience of prison is lower than the proportion across all boroughs this quarter, 41%.





## 11) Street activity

Street population (people who rough sleep and/or engage in a street lifestyle) contacted by outreach who fall into one or more of the street activity categories on CHAIN



Base for verified rough sleepers: 67

Base for people not verified as rough sleepers: 16

Of the 124 verified rough sleepers contacted this quarter, 67 (54%) have been assessed as engaging in one or more street activities.

Some of these people contacted this quarter have been seen engaging in more than one type of street activity at some point.

In addition to the 124 verified rough sleepers contacted in the quarter by outreach or BBS teams, 25 people who are considered vulnerable but have not been seen rough sleeping were also contacted. Of these:

2 were booked into accommodation across all boroughs.