



CHAIN
Quarterly Report for
Hammersmith & Fulham
April - June 2011



CHAIN Quarterly report for 1st April to 30th June 2011

Contents

Outreach Work

1) Rough sleeping

People seen by outreach or building based (BBS) teams in the quarter - rough sleeping or contacted either on the streets or in services

2) Rough sleeping volume

People seen rough sleeping by number of bedded down contacts during the quarter

3) Nationality of rough sleepers

People seen rough sleeping by outreach or BBS teams during the quarter by flow, stock and returner model.

4) People contacted by month

People seen rough sleeping by outreach or building based (BBS) teams by month

5) No booking into accommodation events

People contacted in the quarter with no accommodation events (booking or referrals) by any outreach or BBS team, by total number of street contacts recorded on CHAIN

6) Booking into accommodation and reconnection events

Outreach accommodation (bookings and referrals) and reconnection events achieved in the quarter by type of accommodation

Hostels, assessment centres, rolling shelters and second stage accommodation

7) Arrivals

Temporary accommodation arrivals by accommodation project and source of referral.

8) Departures - destination on departure

Departure actions by destination on departure

9) Departures - reason for leaving

Departures by whether or not the departure was planned or unplanned

Support needs and institutional history

10) Support needs

People contacted by outreach or BBS teams and/or arriving in accommodation in the quarter by support needs

11) Experience of armed forces, care and prison

People contacted by outreach or BBS teams and/or arriving in accommodation in the quarter by experience of the armed forces, care or prison

Wider street population

12) Street activity

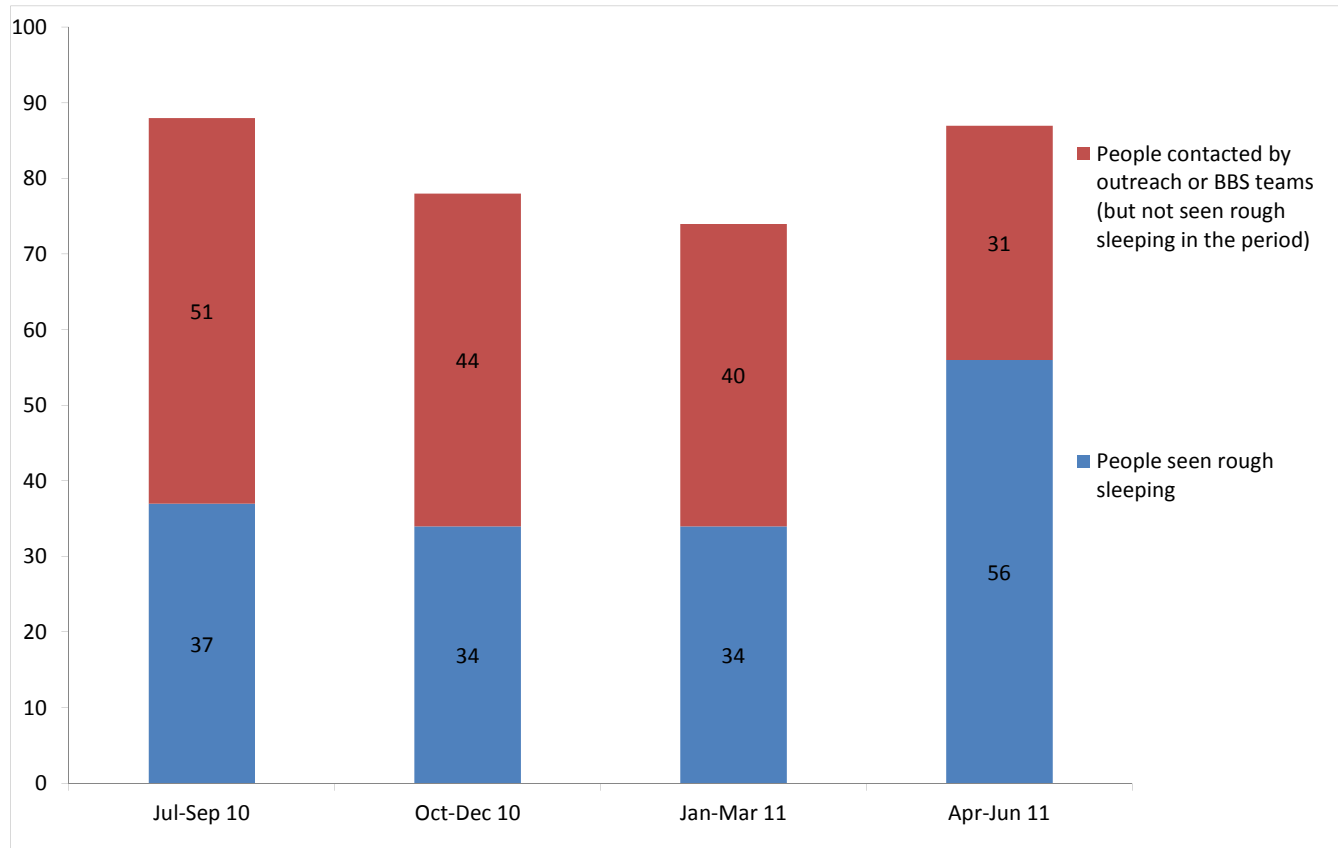
Street population (people who rough sleep and/or engage in a street lifestyle) contacted by outreach who fall into one or more of the street activity categories on CHAIN

CHAIN Quarterly report for Hammersmith and Fulham

Outreach Work

1) Rough sleeping

People seen by outreach or building based (BBS) teams in the quarter - rough sleeping or contacted either on the streets or in services



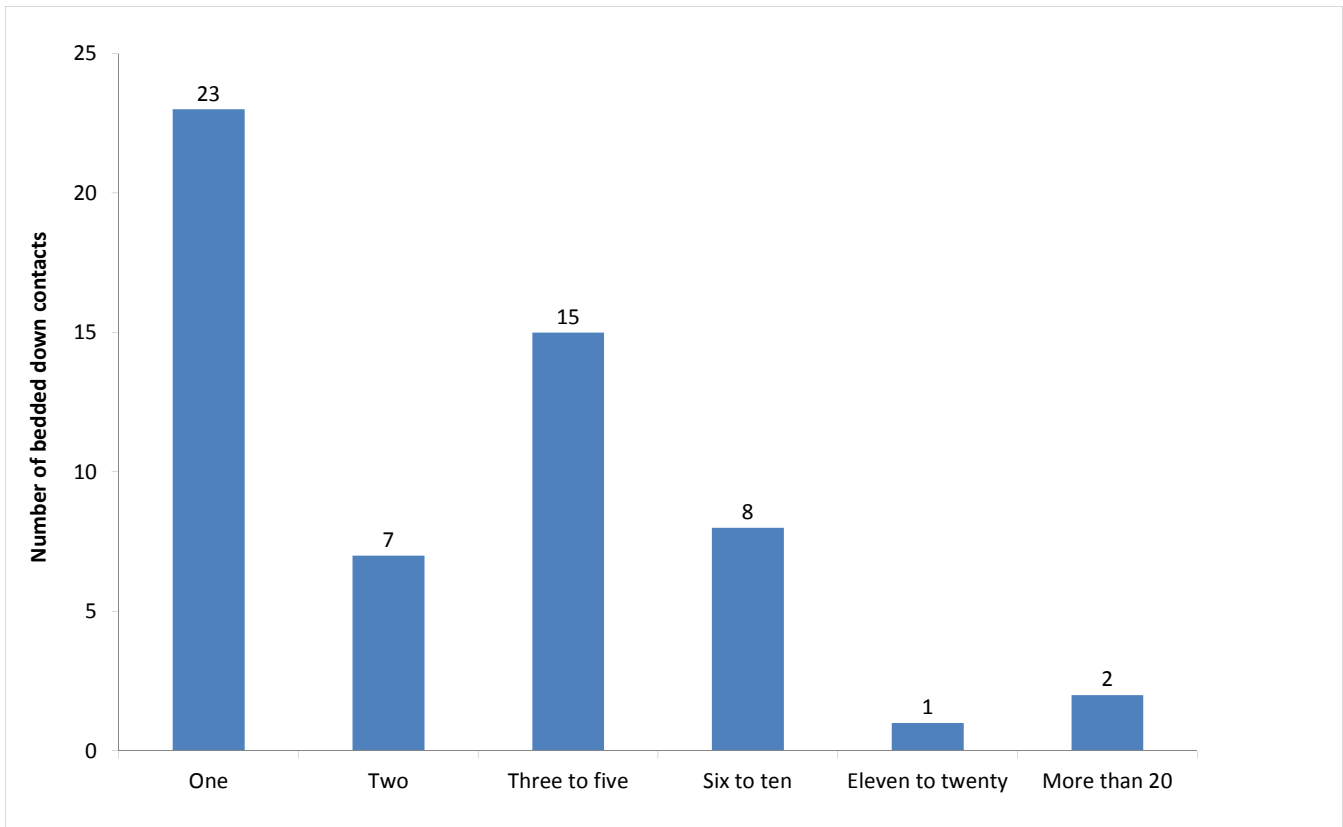
Jul-Sep 10 base: 88
Oct-Dec 10 base: 78
Jan-Mar 11 base: 74
Apr-Jun 11 base: 87

87 verified rough sleepers were contacted by services in Hammersmith and Fulham during the quarter. This is an increase from 74 last quarter and compares to 71 in the same quarter last year.

Of these 87, 56 had a bedded down street contact in the quarter and so were known to have slept rough in Hammersmith and Fulham during the quarter. The number sleeping rough this quarter has increased by 65%.

2) Rough sleeping volume

People seen rough sleeping by number of bedded down contacts during the quarter



Base: 56

21 people were seen rough sleeping for the first time this quarter (flow).

Of the 56 people seen rough sleeping this quarter, 23 only had a single bedded down street contact.

Of the 56 people seen bedded down, 9 were from CEE countries and seen only once during the period.

NB CEE nationals often cannot be offered the same service as other people due to benefit restrictions.

3) Nationality of rough sleepers

People seen rough sleeping by outreach or BBS teams during the quarter.

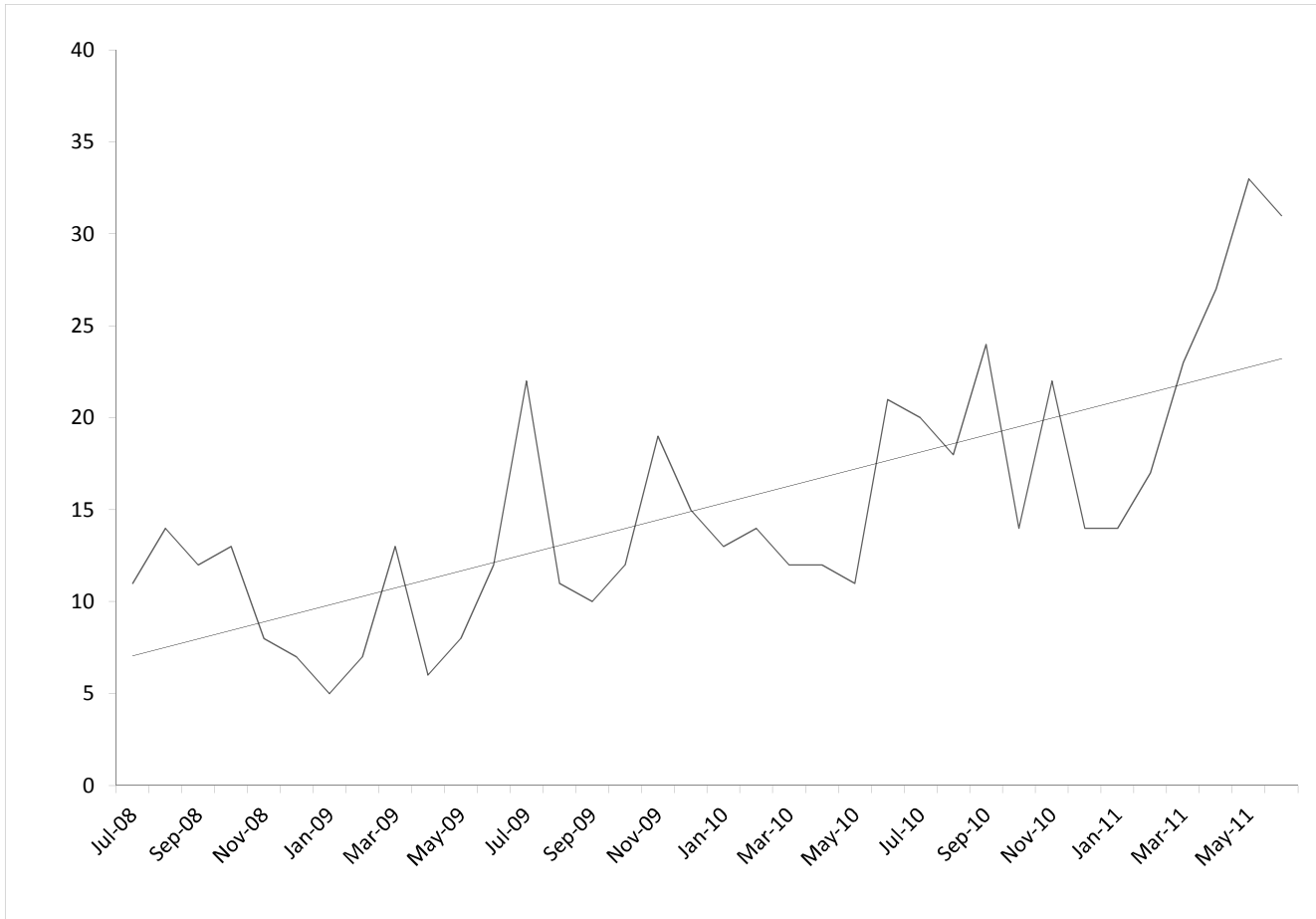
Nationality	Oct-Dec	%	Jan-Mar	%	Apr-Jun	%
UK	8	24%	10	29%	13	24%
Bulgaria					1	2%
Czech Republic					1	2%
Estonia						
Hungary						
Latvia						
Lithuania	1	3%	1	3%		
Poland			18	53%	26	48%
Romania	21	64%			4	7%
Slovenia						
Slovakia						
Central and East European (CEE) sub-total	22	67%	19	56%	32	59%
other Europe	1	3%	1	3%	5	9%
Africa	2	6%	2	6%	4	7%
America						
Caribbean			1	3%		
Asia			1	3%	1	2%
Australasia						
<i>Missing</i>	<i>1</i>				1	2%
<i>Not known</i>					1	2%
Total	34		34		56	
Total**	33	100%	34	100%	54	100%

Lithuanians account for just under half of the people seen rough sleeping in Hammersmith and Fulham this quarter.

**This total excludes those people seen rough sleeping where their nationality is not known

4) People contacted by month

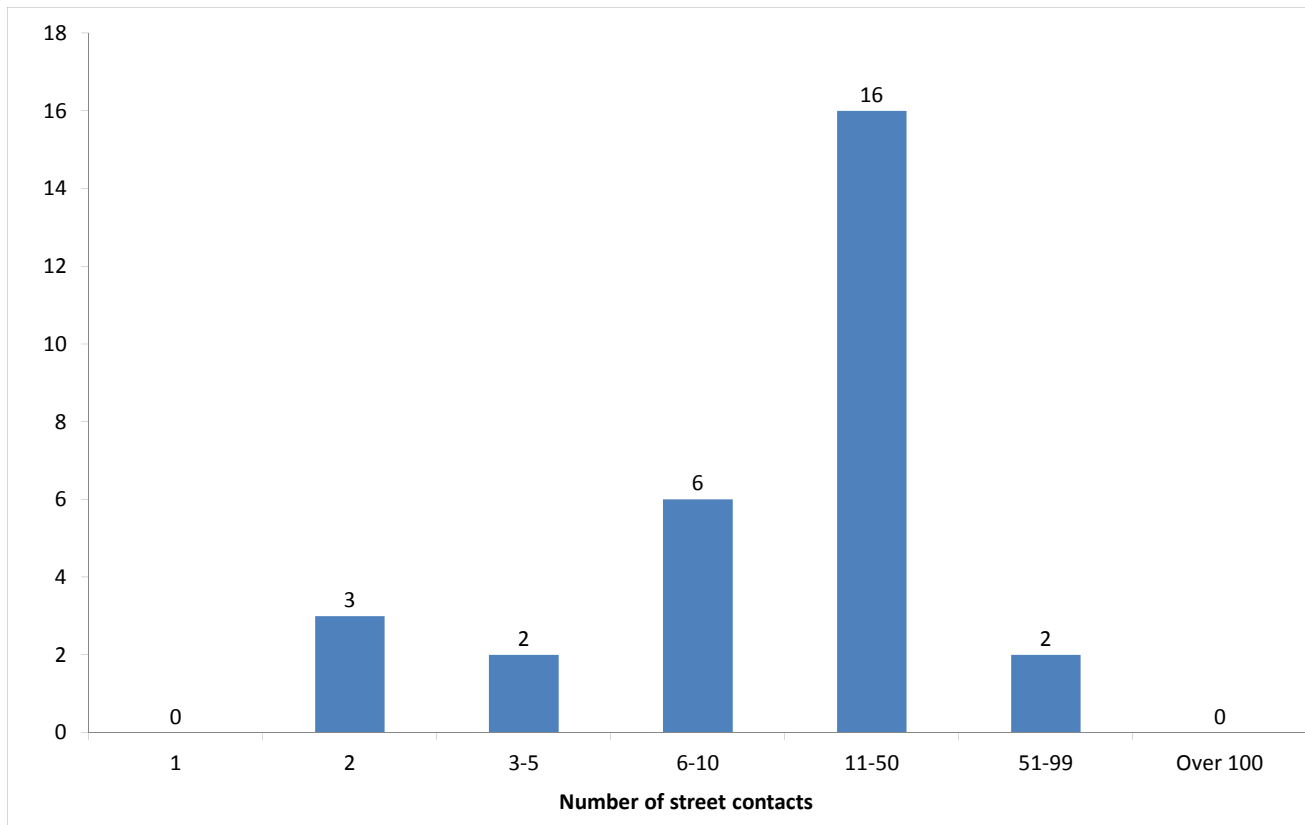
People seen rough sleeping by outreach or building based (BBS) teams by month



The black line shows the total number of people seen rough sleeping.

5) No booking into accommodation events

People contacted in the quarter with no accommodation events (booking or referrals) by any outreach or BBS team, by total number of street contacts recorded on CHAIN



Base: 29

29 (33%) verified rough sleepers contacted across Hammersmith and Fulham this quarter have never had a booking in action recorded on CHAIN. This is consistent with the last quarter.

21 of these people have slept rough in the quarter, which is 38% of all people sleeping rough this quarter.

6) Booking into accommodation and reconnection events

Outreach accommodation (bookings and referrals) and reconnection events achieved in the quarter by type of accommodation

Accommodation type	No.	%
Assessment centre	0	0%
Bed & breakfast	0	0%
Clinic/Detox/Rehab	0	0%
Night Centre	0	0%
Rolling shelter	0	0%
Hostel	4	100%
Other temporary	0	0%
Second-stage accommodation	0	0%
St Mungo's complex needs	0	0%
St Mungo's semi-independent	0	0%
Clearing House/RSI	0	0%
LA tenancy (general needs)	0	0%
Private rented sector	0	0%
Private rented sector - independent	0	0%
Private rented sector - with some floating support/support	0	0%
RSL tenancy (general needs)	0	0%
Sheltered housing	0	0%
Supported housing	0	0%
Other long-term accommodation	0	0%
Bookings into accommodation total	4	100%
Return to home area	0	0%
Seeking work	0	0%
Move to area for friends/family	0	0%
Move to area with appropriate services	0	0%
Other	0	0%
Reconnections total	0	0%
TOTAL	4	100%

Outreach and BBS teams across Hammersmith and Fulham succeeded in reconnecting or booking into accommodation 3 people, 3% of the 87 people contacted during the quarter.

This is consistent with last quarter.

3 people had a total of 4 booking in events. This indicates that individuals can be booked into accommodation (the same type or different) more than once in the quarter.

3 people were booked into hostel accommodation. This is consistent with last quarter.

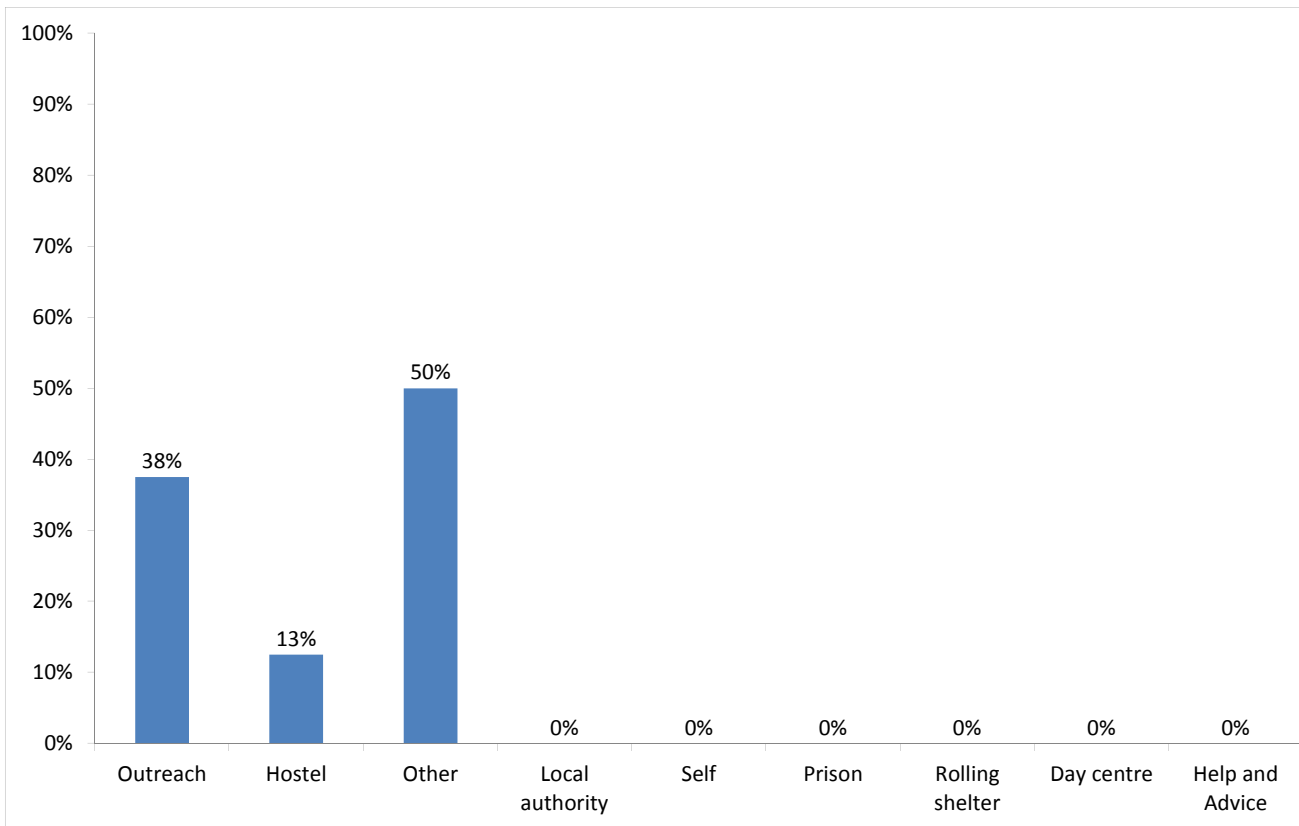
In addition, 16 people were referred to the No Second Night Out Assessment Hub. Of these 13 achieved either a confirmed reconnection or an accommodation stay, or both.

* These events are excluded from the total. Referral to hostel is a speculative referral to a hostel, confirmation of which leads to a booking in action being recorded.

Temporary Accommodation: hostels, assessment centres, rolling shelters and second stage

7) Arrivals

Temporary accommodation arrivals by accommodation project and source of referral.



Base: 8

7 people arrived at accommodation in Hammersmith and Fulham this year. These 7 people had 8 arrival actions. This indicates that an individual can arrive more than once (at the same accommodation project or different) in a period.

This is higher than last two quarters, but consistent with the quarter before: Jul-Sept, 9; Oct-Dec, 4; Jan-Mar, 4.

The proportion of arrivals to accommodation in Hammersmith and Fulham that were referred by outreach or BBS teams and other accommodation projects is consistent with previous periods.

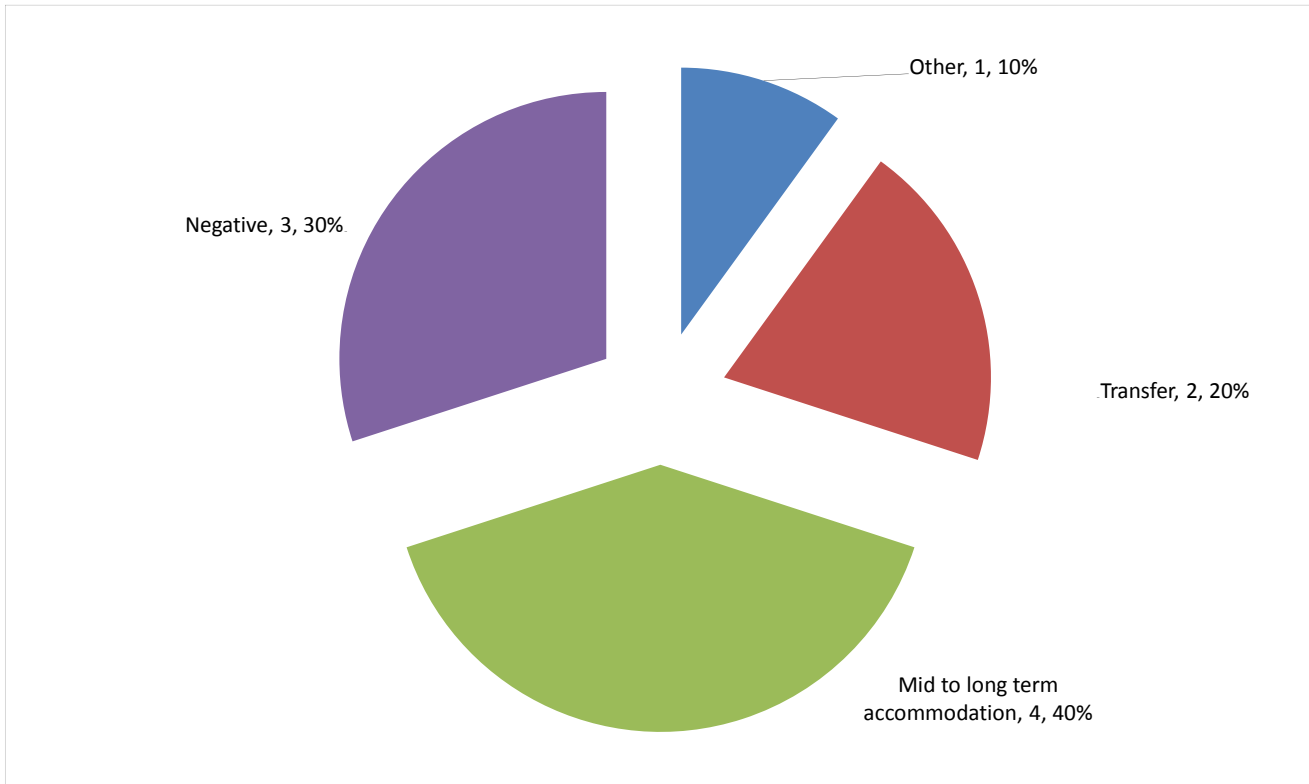
The proportion of arrivals in Hammersmith & Fulham that were referred by outreach teams is notably lower than the proportion across all boroughs this quarter, 86%. Many of those recorded as other types of referrals may have originated with the SORT team, but this was not known to the accommodation project which recorded the arrival.

Breakdown by accommodation:

Source of referral → Accommodation ↓	H&F SORT	NSNO Assessment Hub	Hostel	other referral source)	Total
Broadway - Goldhawk Road/Market Lane	2	1	1		4
Broadway - Edith Road				1	1
Broadway - The Coningshams	1	2			3
Total	3	3	1	1	8

8) Departures - destination on departure

Departure actions by destination on departure



Base: 10

Destination categories on CHAIN	Chart category	Colour
Care home, Clearing House/RSI, Home area, Hospital - long term, LA tenancy (general needs), Long-term accommodation, Previous home, Private rented sector - independent, Private rented sector - supported, RSL tenancy (general needs), Sheltered Housing, Supported Housing	Mid to long term accommodation	Green
Bed & Breakfast, Detox clinic, Hostel, Hostel - another organisation, Hostel - within the organisation, Rehab clinic, Temporary accommodation, Psychiatric hospital, Hospital - NOT long term/acute care	Transfer	Red
Not known, Sleeping rough/returned to streets, Taken into custody	Negative	Purple
Died, Outside London, Staying with family, Staying with friends	Other	Blue

Destination on departure from temporary accommodation	Number	%
Died	1	10%
Hostel - within the organisation	2	20%
Not known	3	30%
Supported Housing	4	40%
Total	10	100%

10 people departed from accommodation in Hammersmith and Fulham this year. These 10 people had 10 departure actions.

20% of people left accommodation to move to another hostel. This is consistent with previous quarters.

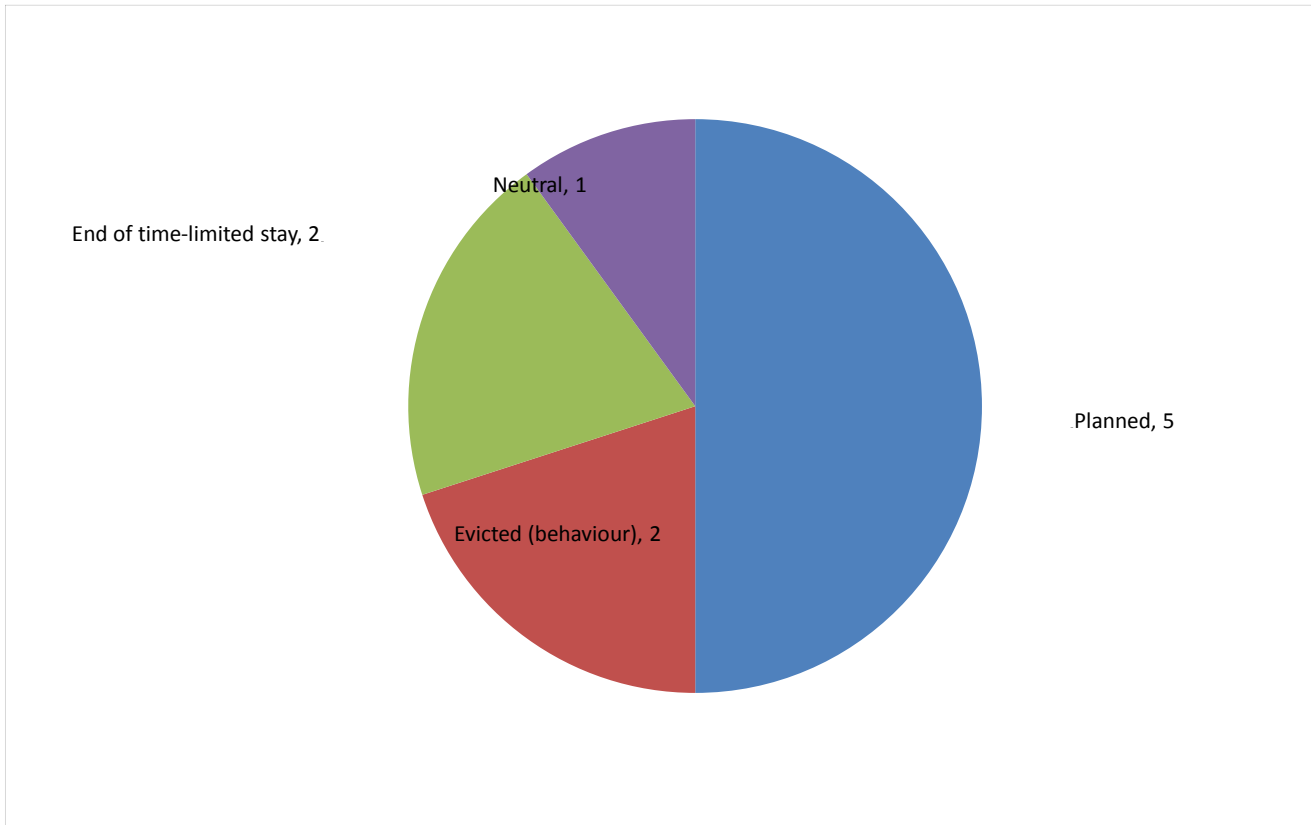
This has fluctuated in previous periods: Jul-Sept, 36%; Oct-Dec, 75%; Jan-Mar, 56%.

Breakdown by accommodation

Destination Accommodation	Died	Hostel - within the organisation	Not known	Supported Housing	Total
Broadway - Goldhawk Road/Market Lane		1	2	2	5
Broadway - Edith Road				1	1
Broadway - Old Theatre	1		1	1	3
Broadway - The Coningshams		1			1
Total	1	2	3	4	10

9) Departures - reason for leaving

Departures by whether or not the departure was planned or unplanned



Base: 10

10 people departed from accommodation in Hammersmith and Fulham this year. These 10 people had 10 departure actions.

The number of people departing and departures is consistent with previous quarters.

50% of departures were due to a planned move. This has fluctuated over the past year: Jul-Sept, 69%; Oct-Dec, 50%; Jan-Mar, 67%.

Breakdown by accommodation

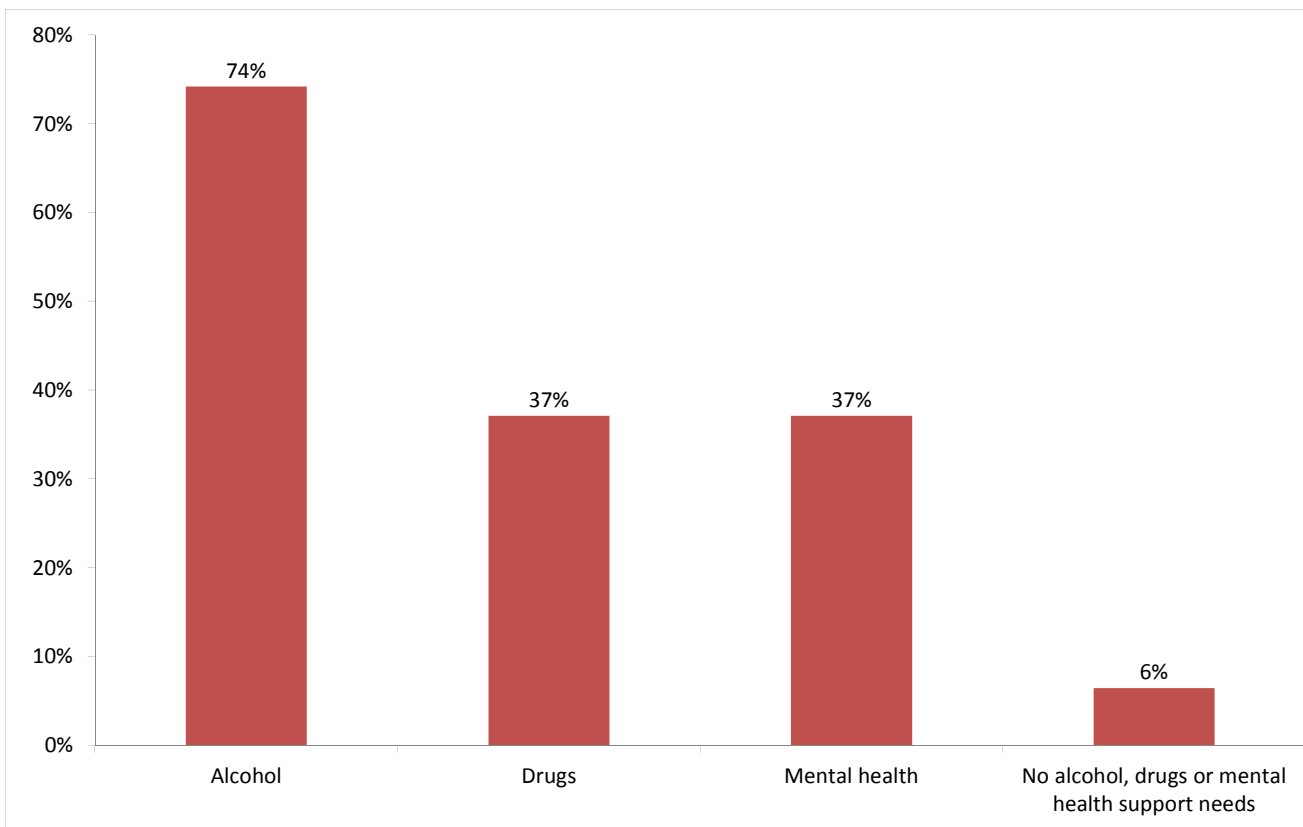
Planned/Unplanned → Accommodation ↓	Planned	Evicted (behaviour)	End of time- limited stay	Neutral	Total
	Broadway - Goldhawk Road/Market Lane	2	1	2	
Broadway - Edith Road	1				1
Broadway - Old Theatre	1	1		1	3
Broadway - The Coninghams	1				1

Total	5	2	2	1	10
--------------	----------	----------	----------	----------	-----------

Client Support Needs/Institutional History

10) Support needs

People contacted by outreach or BBS teams and/or arriving in accommodation in the quarter by support needs



Base: 62 Note that the base figure for this graph excludes clients where all 3 support needs are not known or not recorded (32).

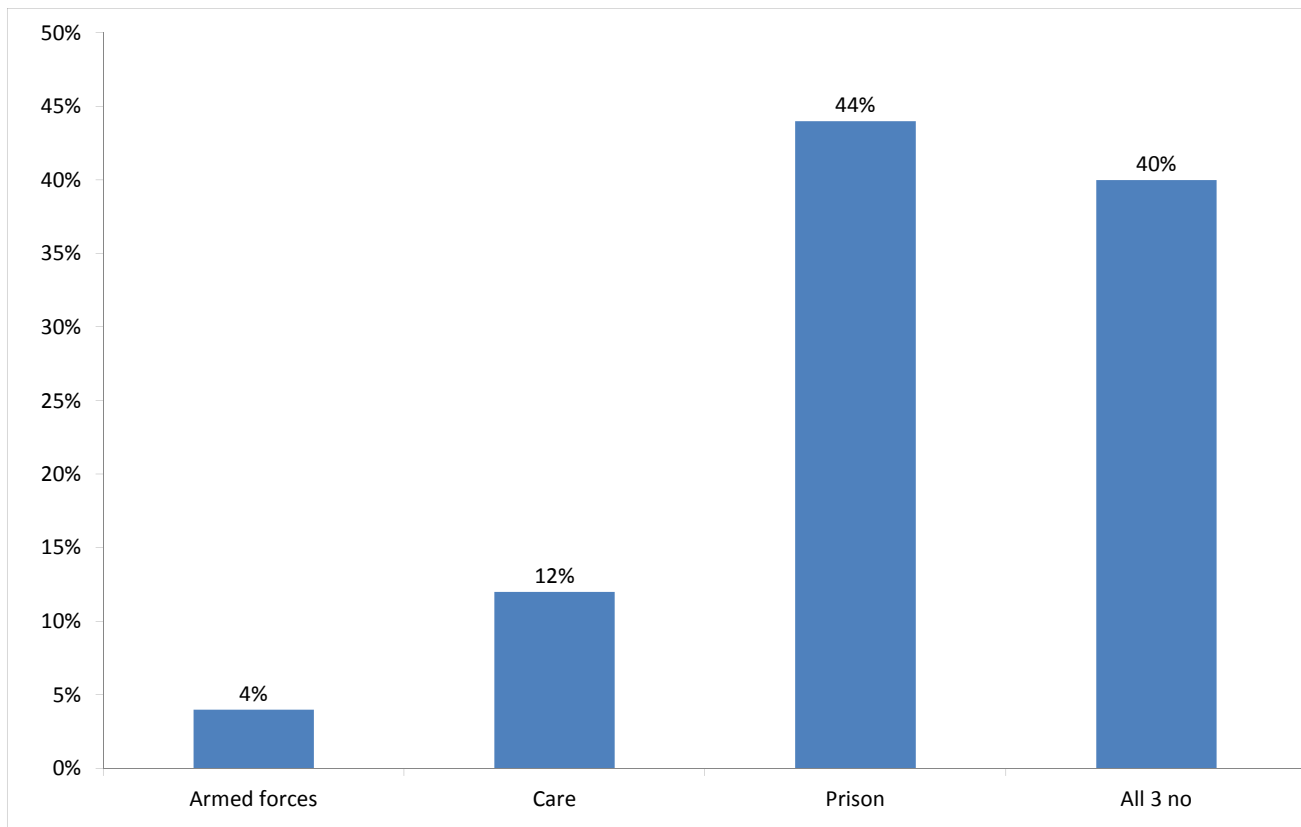
Support Needs	No. of people	%
Alcohol only	20	21%
Drugs only	4	4%
Mental health only	5	5%
Alcohol and drugs	10	11%
Alcohol and mental health	9	10%
Drugs and mental health	2	2%
Alcohol, drugs and mental health	7	7%
All 3 no	4	4%
All 3 not known or not assessed	32	34%
All 3 no, not known or not assessed	1	1%
Total	94	100%

The proportion of people contacted in Hammersmith and Fulham with an alcohol, drugs or mental health support need is consistent with the previous two periods.

The proportion of people contacted in Hammersmith and Fulham with an alcohol support need is notably higher than the proportion across all boroughs this quarter, 54%.

11) Experience of armed forces, care and prison

People contacted by outreach or BBS teams and/or arriving in accommodation in the quarter by experience of the armed forces, care or prison



Base: 50 Note that the base figure for this graph excludes clients where all 3 institutional histories are not known.

2 people contacted in Hammersmith and Fulham this quarter have previously been in the armed forces (2 last quarter).

Nationality	Number	% of people seen rough sleeping
UK	1	2%
Poland	1	2%
Total	2	4%

6 people contacted in Hammersmith and Fulham this quarter have previously been in care (4 last quarter).

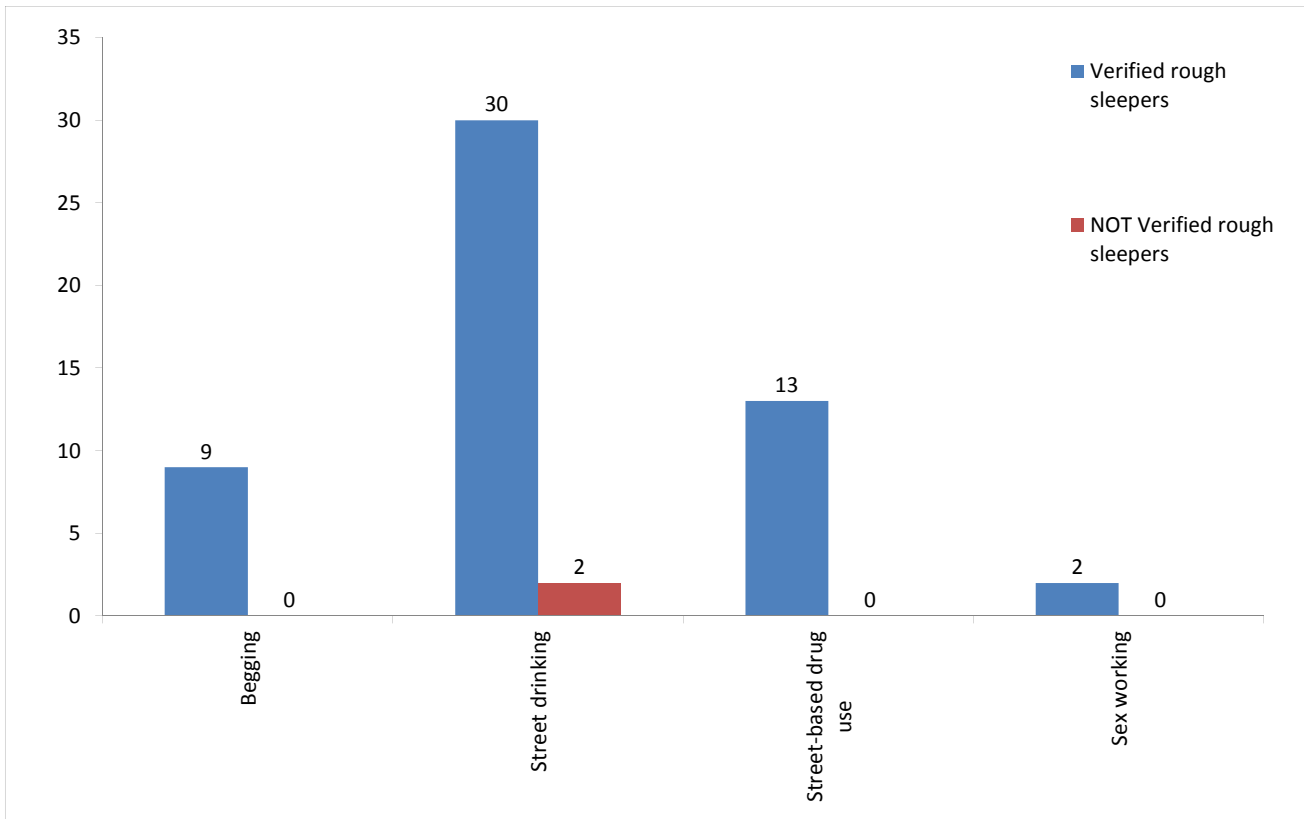
22 people contacted in Hammersmith and Fulham this quarter have previously been in prison (21 last quarter).

It is possible for someone contacted to have previous experience of more than one institution and so be included in more than one of the above figures. 3 people contacted in the year have been in care and prison.

The proportion of people contacted in Hammersmith and Fulham with previous experience of the armed forces, care or prison is consistent with the previous two quarters and with the proportion across all boroughs this quarter.

12) Street activity

Street population (people who rough sleep and/or engage in a street lifestyle) contacted by outreach who fall into one or more of the street activity categories on CHAIN



Base for verified rough sleepers: 37

Base for people not verified as rough sleepers: 2

Of the 87 verified rough sleepers contacted this quarter, 37 (43%) have been assessed as engaging in one or more street activities.

Some of these people contacted this quarter have been seen engaging in more than one type of street activity at some point.

In addition to the 87 verified rough sleepers contacted in the quarter by outreach or BBS teams, 4 people who are considered vulnerable but have not been seen rough sleeping were also contacted. Of these:

1 was recorded as having arrived at accommodation reporting to CHAIN.