



CHAIN  
Quarterly Report for  
Islington  
April-June 2010



# CHAIN Quarterly report for Islington 1st April to 30th June 2010

## Contents

### Outreach Work

#### 1) Rough sleeping

People seen by outreach or building based (BBS) teams in the quarter - rough sleeping or contacted either on the streets or in services

#### 2) Rough sleeping volume

People seen rough sleeping by number of bedded down contacts during the quarter

#### 3) Nationality of rough sleepers

People seen rough sleeping by outreach or BBS teams during the quarter

#### 4) No booking into accommodation events

People contacted in the quarter with no accommodation events (booking or referrals) by any outreach or BBS team, by total number of street contacts recorded on CHAIN

#### 5) Booking into accommodation and reconnection events

Outreach accommodation (bookings and referrals) and reconnection events achieved in the quarter by type of accommodation

#### 6) Booking into accommodation (rolling)

People who have been contacted by outreach or building based (BBS) teams who have been booked into accommodation compared to those with no booking or reconnection event.

### Wider street population

#### 7) Street activity

Street population (people who rough sleep and/or engage in a street lifestyle) contacted by outreach who fall into one or more of the street activity categories on CHAIN

### Hostels, assessment centres, rolling shelters and second stage accommodation

#### 8) Arrivals

Temporary accommodation arrivals by accommodation project and source of referral.

#### 9) Departures - reason for leaving

Departures by whether or not the departure was planned or unplanned

#### 10) Departures - destination on departure

Departure actions by destination on departure

### Support needs, experience of prison, armed forces and care, and wider street population

#### 11) Support needs

People contacted by outreach or BBS teams and/or arriving in accommodation in the quarter by support needs

#### 12) Experience of prison, armed forces and care

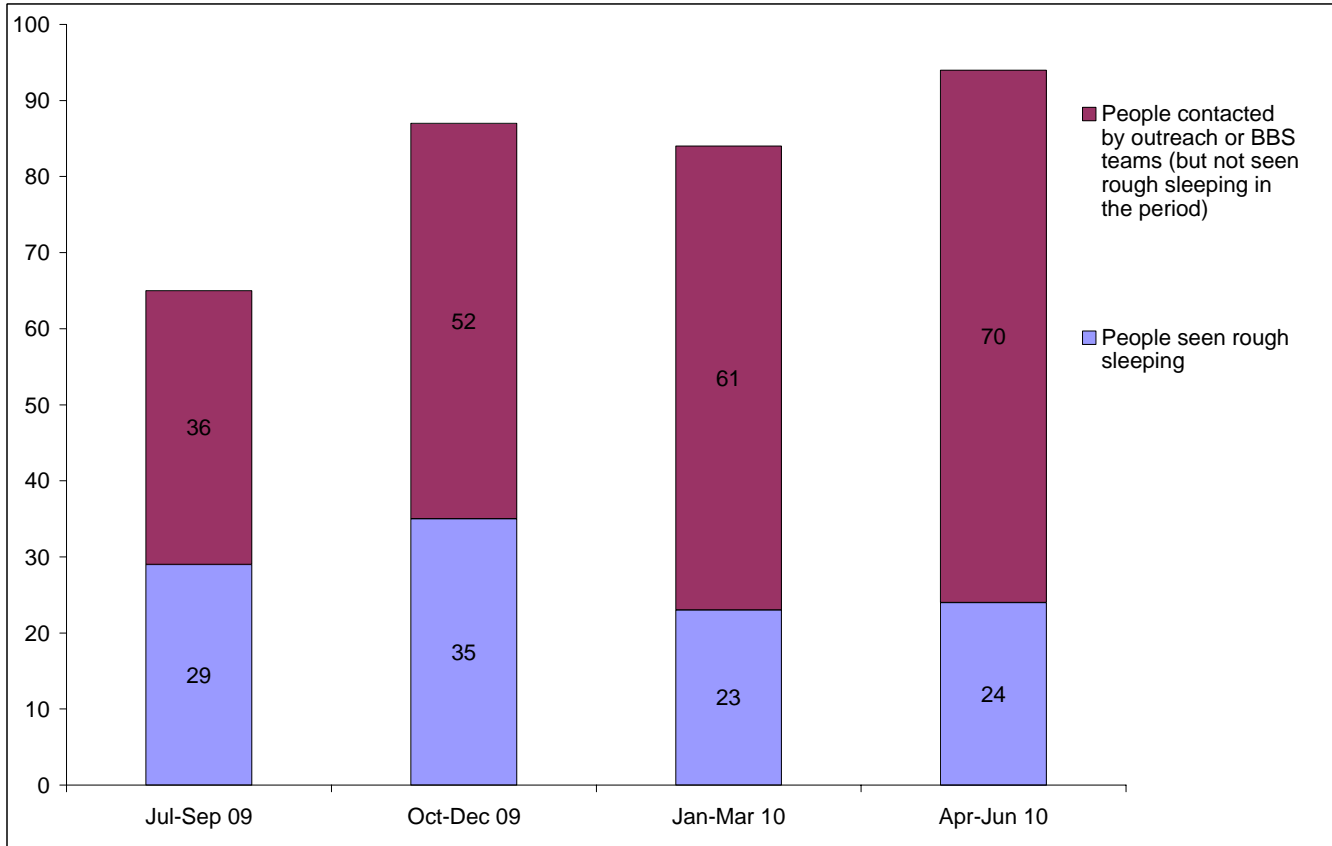
People contacted by outreach or BBS teams and/or arriving in accommodation in the quarter by experience of the armed forces, care or prison

# CHAIN Quarterly report for Islington

## Outreach Work

### 1) Rough sleeping

People seen by outreach or building based (BBS) teams in the quarter - rough sleeping or contacted either on the streets or in services



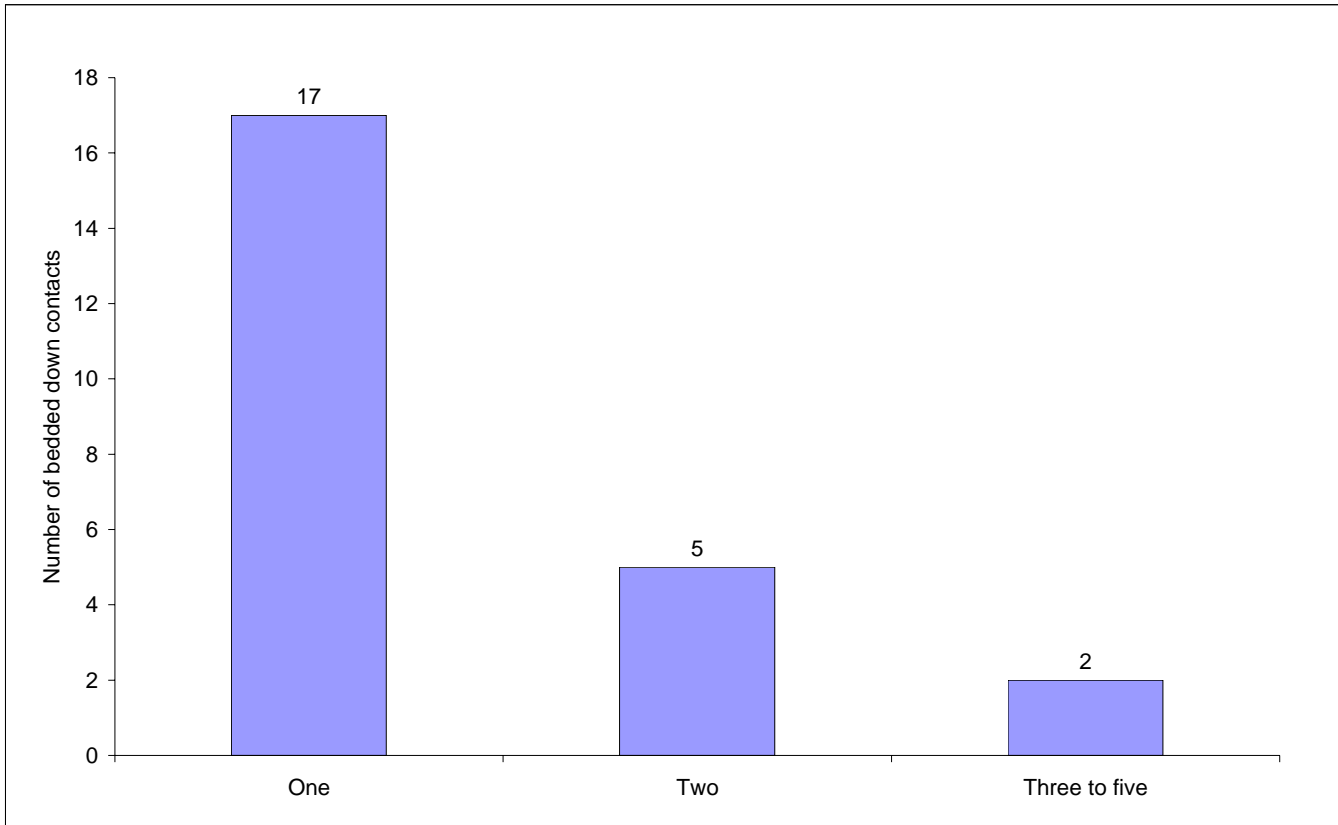
Jul-Sep 09 base: 65  
Oct-Dec 09 base: 87  
Jan-Mar 10 base: 84  
Apr-Jun 10 base: 94

94 verified rough sleepers were contacted by services in Islington during the quarter. This is an increase from 84 last quarter and compares to 72 in the same quarter last year.

Of these 94, 24 had a bedded down street contact in the quarter and so were known to have slept rough in Islington during the quarter. The number sleeping rough this quarter has increased by 1.

## 2) Rough sleeping volume

People seen rough sleeping by number of bedded down contacts during the quarter



Of the 24 people seen rough sleeping this quarter, 17 only had a single bedded down street contact.

Of the 24 people seen bedded down, 0 were from CEE countries and seen only once during the period.

NB CEE nationals often cannot be offered the same service as other people due to benefit restrictions.

### 3) Nationality of rough sleepers

People seen rough sleeping by outreach or BBS teams during the quarter

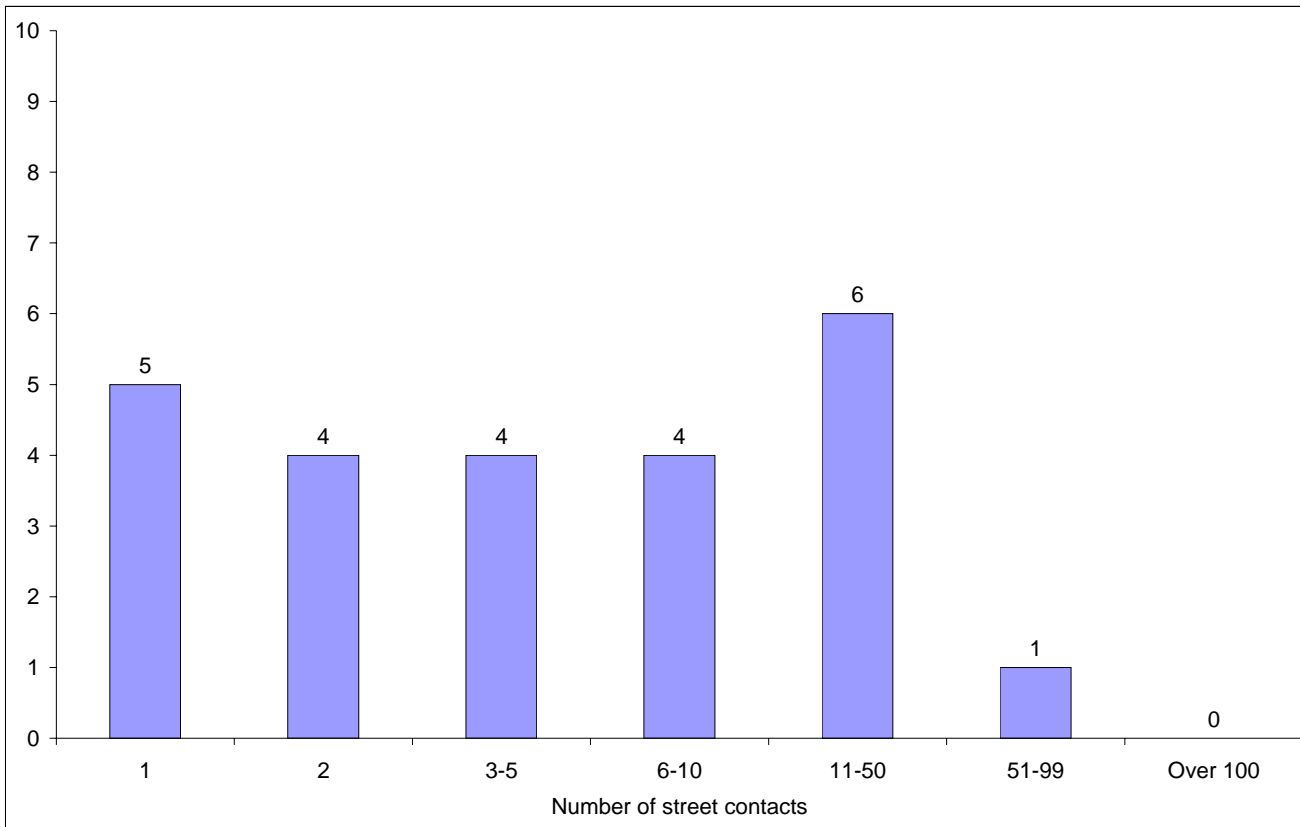
Nationality	This 1/4	%	Last 1/4	%
UK	18	82%	14	64%
Bulgaria	0	0%	0	0%
Czech Republic	0	0%	0	0%
Estonia	0	0%	0	0%
Hungary	0	0%	0	0%
Latvia	1	5%	0	0%
Lithuania	0	0%	0	0%
Poland	1	5%	0	0%
Romania	0	0%	0	0%
Slovenia	0	0%	0	0%
Slovakia	0	0%	0	0%
<b>Central and East European (CEE) sub-total</b>	<b>2</b>	<b>9%</b>	<b>0</b>	<b>0%</b>
other Europe	2	9%	5	23%
Africa	0	0%	1	5%
America	0	0%	0	0%
Asia	0	0%	2	9%
Australasia	0	0%	0	0%
<i>Missing</i>	<i>1</i>		<i>0</i>	
<i>Not known</i>	<i>1</i>		<i>1</i>	
<b>Total</b>	<b>24</b>	<b>100%</b>	<b>23</b>	<b>100%</b>
<b>Total**</b>	<b>22</b>	<b>100%</b>	<b>22</b>	<b>100%</b>

Count
Contir
CEE
CEE 1
Not kr
Not kr
other
other
UK
UK Tc
Granc

\*\*This total excludes those people seen rough sleeping where their nationality is not known

#### 4) No booking into accommodation events

People contacted in the quarter with no accommodation events (booking or referrals) by any outreach or BBS team, by total number of street contacts recorded on CHAIN



Base: 24

24 (26%) verified rough sleepers contacted across Islington this quarter have never had a booking in action recorded on CHAIN. This is similar to the previous period (20, 24%).

9 of these people have slept rough in the quarter, which is 38% of all people sleeping rough this quarter.

5 (21%) of the people who have never had a booking in action recorded on CHAIN have only ever had one street contact recorded.

## 5) Booking into accommodation and reconnection events

Outreach accommodation (bookings and referrals) and reconnection events achieved in the quarter by type of accommodation

Accommodation type	No. of events	%
Assessment centre	0	0%
Bed & breakfast	0	0%
Clinic/Detox/Rehab	2	5%
Night Centre	0	0%
Rolling shelter	39	91%
<i>Referrals only (no booking in)</i>	<i>13</i>	
Hostel	0	0%
<i>Referral rejected (no booking in)</i>	<i>0</i>	
Other temporary	0	0%
Second-stage accommodation	0	0%
St Mungo's complex needs	2	5%
St Mungo's semi-independent	0	0%
Clearing House/RSI	0	0%
LA tenancy (general needs)	0	0%
Private rented sector	0	0%
Private rented sector - independent	0	0%
Private rented sector - with some floating support/support	0	0%
RSL tenancy (general needs)	0	0%
Sheltered housing	0	0%
Supported housing	0	0%
Other long-term accommodation	0	0%
<b>Bookings into accommodation total</b>	<b>43</b>	<b>100%</b>
Return to home area	0	0%
Seeking work	0	0%
Move to area for friends/family	0	0%
Move to area with appropriate services	0	0%
<b>Reconnections total</b>	<b>0</b>	<b>0%</b>
<b>TOTAL</b>	<b>43</b>	<b>100%</b>

Outreach teams across Islington succeeded in reconnecting or booking into accommodation 30 people, 32% of the 94 people contacted during the quarter.

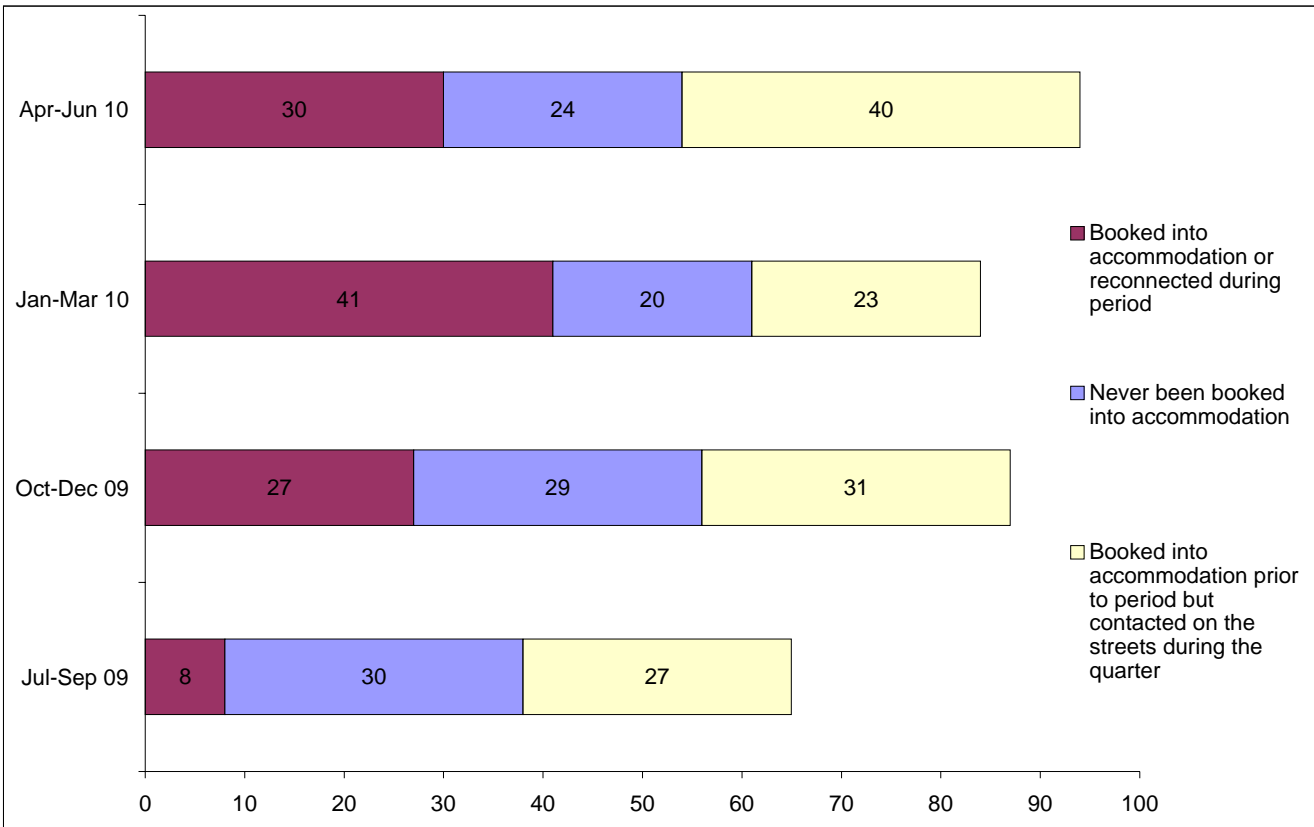
This is a lower proportion than the previous period - 41 people, 49% of total contacted.

30 people had a total of 43 booking in events. This indicates that individuals can be booked into accommodation (the same type or different) more than once in the quarter.

\* These events are excluded from the total. Referral to hostel is a speculative referral to a hostel, confirmation of which leads to a booking in action being recorded.

## 6) Booking into accommodation (rolling)

People who have been contacted by outreach or building based (BBS) teams who have been booked into accommodation compared to those with no booking or reconnection event.



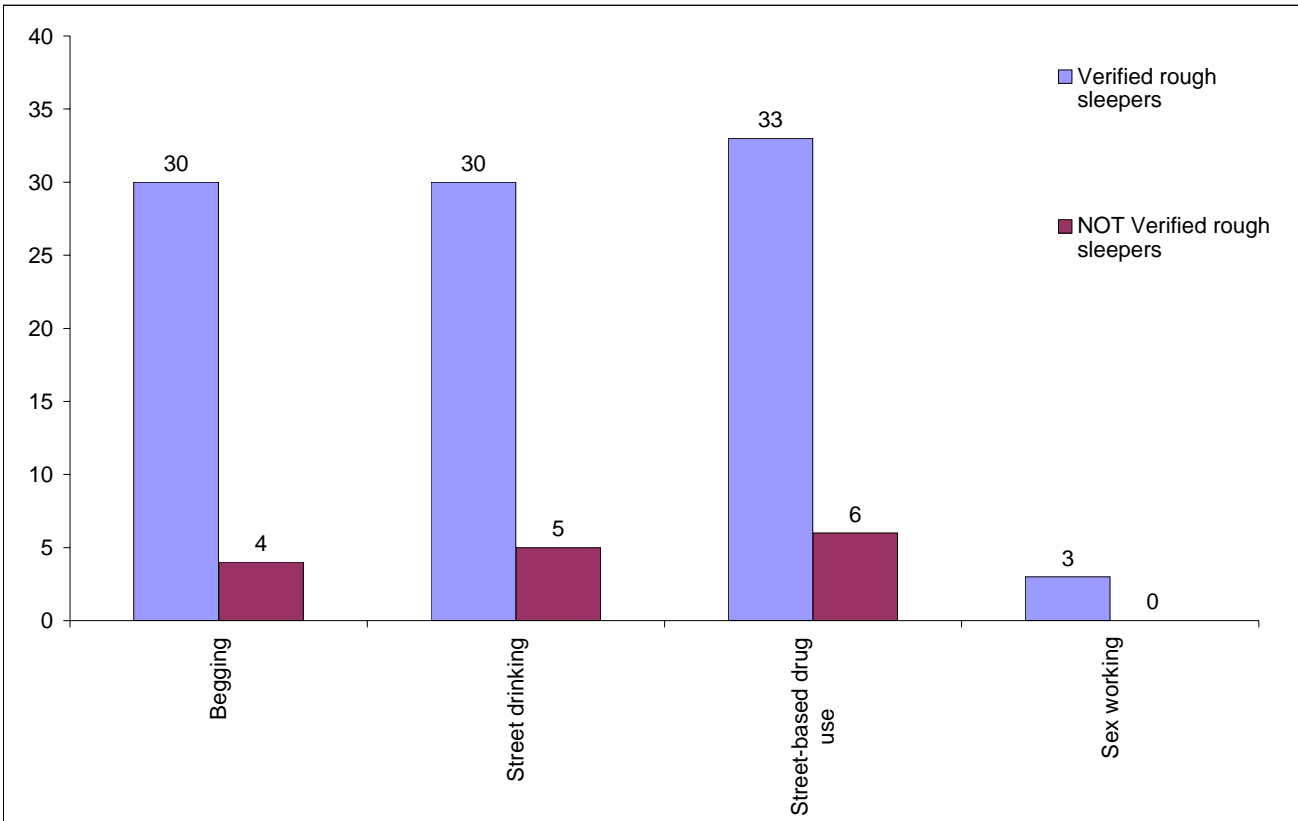
Jul-Sep 09 base: 65  
 Oct-Dec 09 base: 87  
 Jan-Mar 10 base: 84  
 Apr-Jun 10 base: 94

The proportion of people with a street contact but who have never been booked into accommodation increased very slightly this quarter (26%) from 24% in the previous quarter.



## 7) Street activity

Street population (people who rough sleep and/or engage in a street lifestyle) contacted by outreach who fall into one or more of the street activity categories on CHAIN



Base for verified rough sleepers: 46

Base for people not verified as rough sleepers: 27

Of the 94 verified rough sleepers contacted this quarter, 46 (49%) have been assessed as engaging in one or more street activities.

Some of these people contacted this quarter have been seen engaging in more than one type of street activity at some point.

In addition to the 94 verified rough sleepers contacted in the quarter by outreach or BBS teams, 27 people who are considered vulnerable but have not been seen rough sleeping were also contacted. Of these:

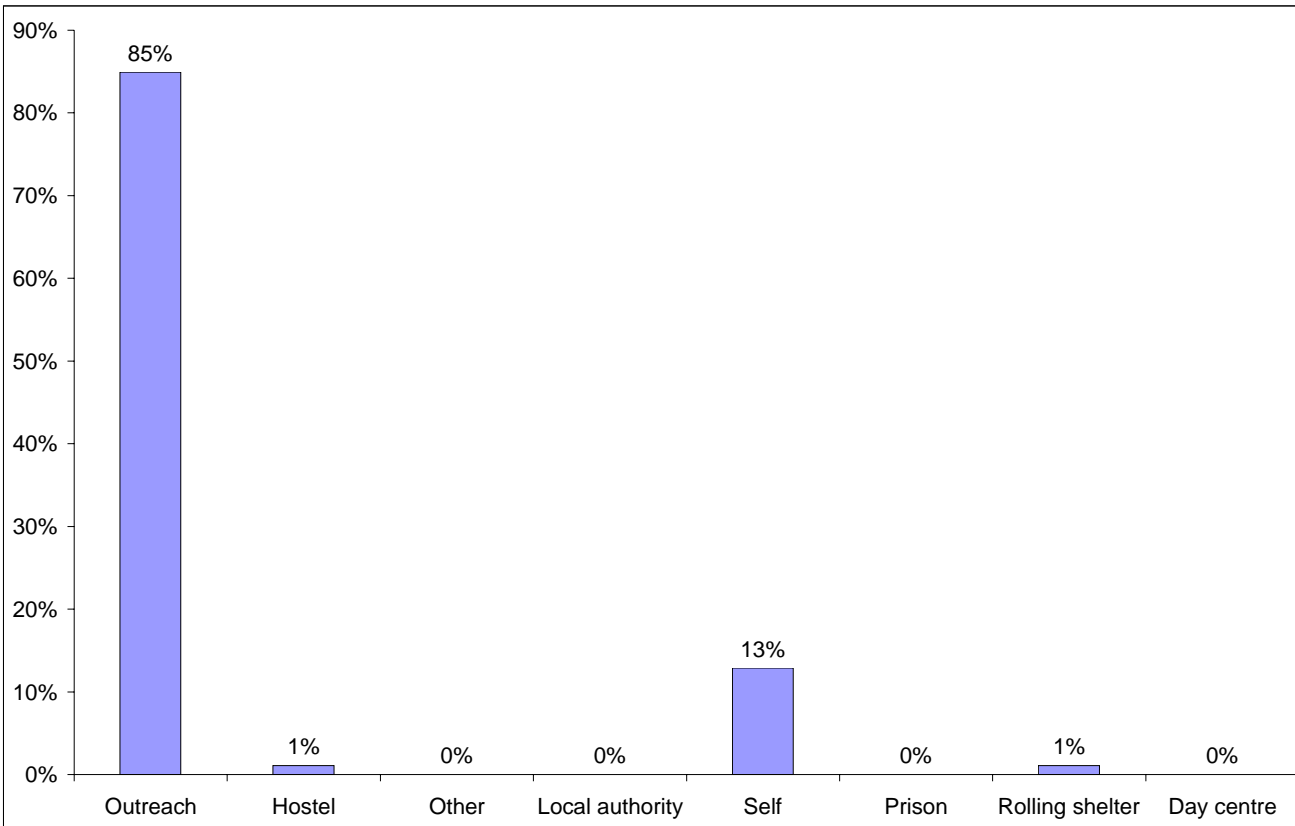
6 were booked into accommodation across all boroughs;

5 were recorded as having arrived at accommodation reporting to CHAIN.

## Temporary Accommodation: hostels, assessment centres, rolling shelters and second stage

### 8) Arrivals

Temporary accommodation arrivals by accommodation project and source of referral.



Base: 93

92 people arrived at accommodation in Islington this quarter. These 92 people had 93 arrival events. This indicates that an individual can arrive more than once (at the same accommodation project or different) in a period.

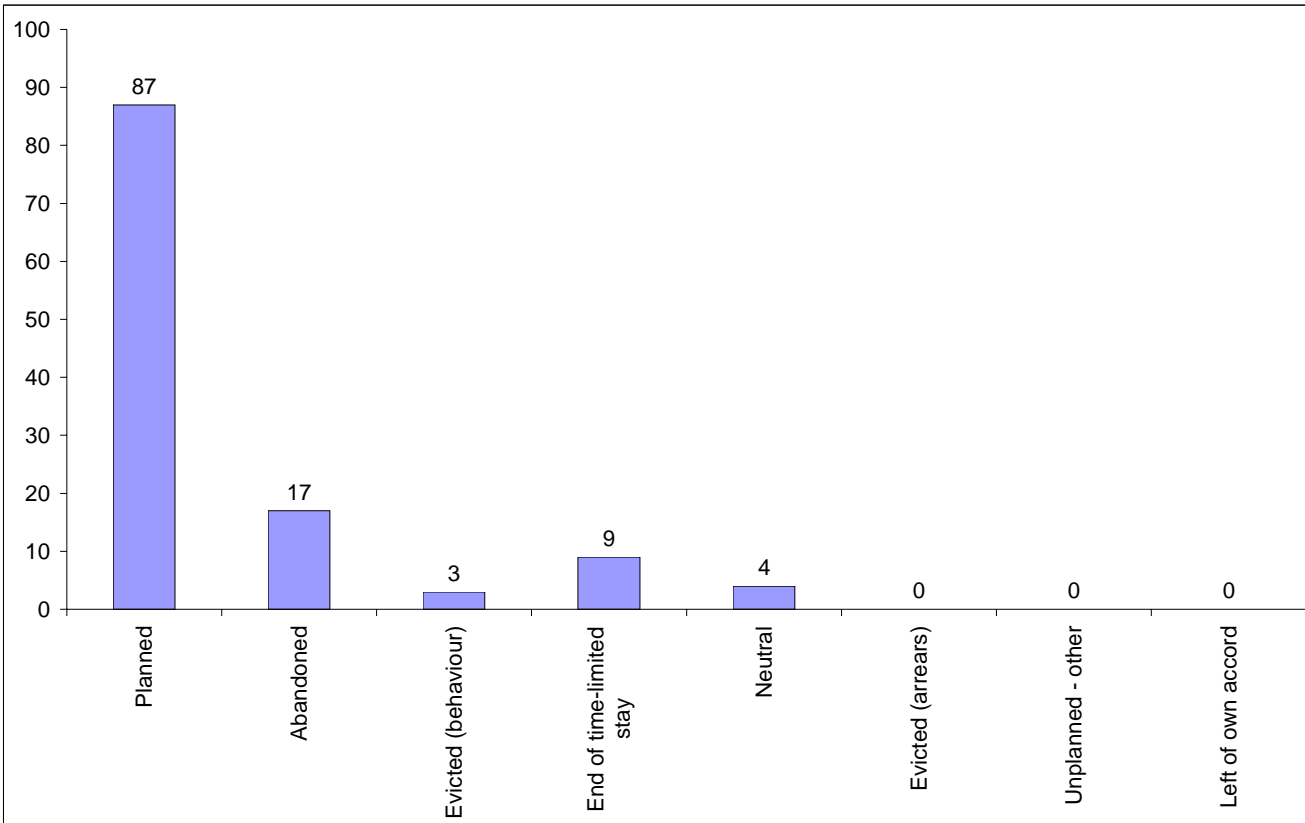
The numbers of people arriving and arrivals are similar to previous periods (Jan-Mar 82, Oct-Dec 85).

#### Breakdown by accommodation:

Source of referral	BBS - CSTM	CSTM MNP 26+	Passage Assessment centre	Passage BBS and Day Centre	BBS - St Mungo's	Westminster SPOT	CHC Brent Outreach	City Rough Sleepers Team	CRI - Camden	Heathrow Airport Outreach	Lambeth SORT	Southwark SPOT	Tower Hamlets SORT	London Street Rescue	Pilion Islington Outreach	HART	Rolling shelter	Self	Total
St Mungo's - Margery Street	9	2	1	9	8	2	1	6	3	3	4	4	3	18	4	1	1		79
Cranstoun Drug Services - City Road																		12	12
St Mungo's - Wharton Street															2				2
Islington Total	9	2	1	9	8	2	1	6	3	3	4	4	3	18	6	1	1	12	93
Total	9	2	1	9	8	2	1	6	3	3	4	4	3	18	6	1	1	12	93

## 9) Departures - reason for leaving

Departures by whether or not the departure was planned or unplanned



Base: 120

116 people departed from accommodation in Islington this year. These 116 people had 120 departure actions. This indicates that an individual can depart more than once (from the same accommodation project or different) in a period.

The number of people departing and departures is higher than previous quarters (Jan-Mar 79, Oct-Dec 66).

73% of departures were due to a planned move. This is an increase from the previous three quarters (58% Jan-Mar; 50% Oct-Dec).

14% of departures were due to abandonments. This is similar to previous quarters.

3% of departures were due to evictions. This is similar to previous quarters.

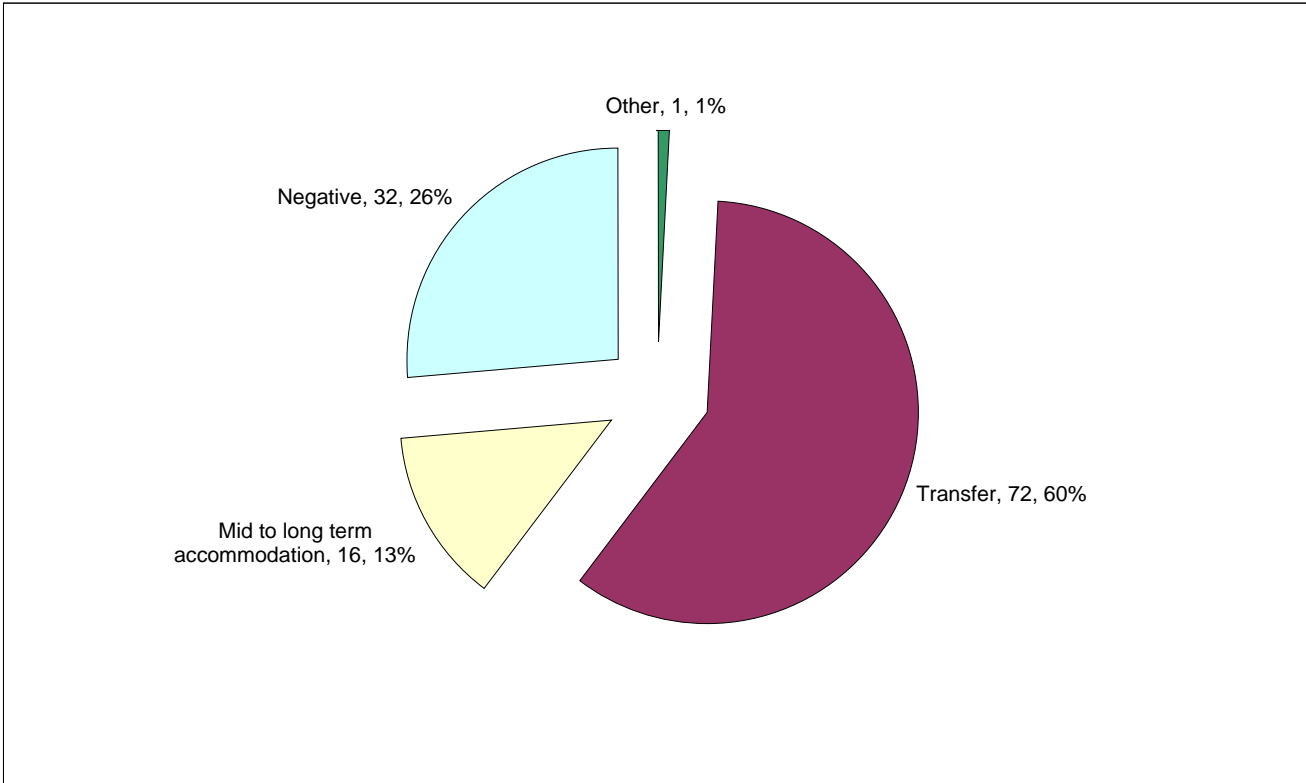
### Breakdown by accommodation

Planned/Unplanned →	Accommodation ↓					
	Planned	Abandoned	Evicted (behaviour)	End of time-limited stay	Neutral	Total
St Mungo's - Margery Street	79	11	3	9	4	106
Cranstoun Drug Services - City Road	6	6				12
St Mungo's - Tollington Road	2					2

Total	87	17	3	9	4	120
-------	----	----	---	---	---	-----

## 10) Departures - destination on departure

Departure actions by destination on departure



Base: 120

Destination categories on CHAIN	Chart category	Colour
Care home, Clearing House/RSI, Home area, Hospital - long term, LA tenancy (general needs), Long-term accommodation, Previous home, Private rented sector - independent, Private rented sector - supported, RSL tenancy (general needs), Sheltered Housing, Supported Housing	Mid to long term accommodation	Yellow
Bed & Breakfast, Detox clinic, Hostel, Hostel - another organisation, Hostel - within the organisation, Rehab clinic, Temporary accommodation, Psychiatric hospital, Hospital - NOT long term/acute care	Transfer	Maroon
Not known, Sleeping rough/returned to streets, Taken into custody	Negative	Cyan
Died, Outside London, Staying with family, Staying with friends	Other	Green

Destination on departure from temporary accommodation	Number	%
Bed & Breakfast	1	1%
Care home	0	0%
Clearing House/RSI	0	0%
Detox clinic	5	4%
Died	0	0%
Home area	0	0%
Hospital - long term	0	0%
Hospital - NOT long term/acute care	1	1%
Hostel	15	13%
Hostel - another organisation	29	24%
Hostel - within the organisation	13	11%
LA tenancy (general needs)	0	0%
Long-term accommodation	3	3%
Not known	24	20%
Outside London	0	0%
Previous home (describe type of accomm in notes)	0	0%
Private rented sector - independent	4	3%
Private rented sector - with some floating support/support	2	2%
Psychiatric hospital	2	2%
Rehab clinic	5	4%
RSL tenancy (general needs)	0	0%
Sheltered Housing	1	1%
Sleeping rough/Returned to streets	4	3%
Staying with family	0	0%
Staying with friends	1	1%
Supported Housing	5	4%
Taken into custody	4	3%
Temporary accommodation	1	1%
<b>Total</b>	<b>120</b>	<b>100%</b>

48% of people left accommodation to move to another hostel. This is similar to previous periods.

13% of people left accommodation to move to mid to long-term accommodation.

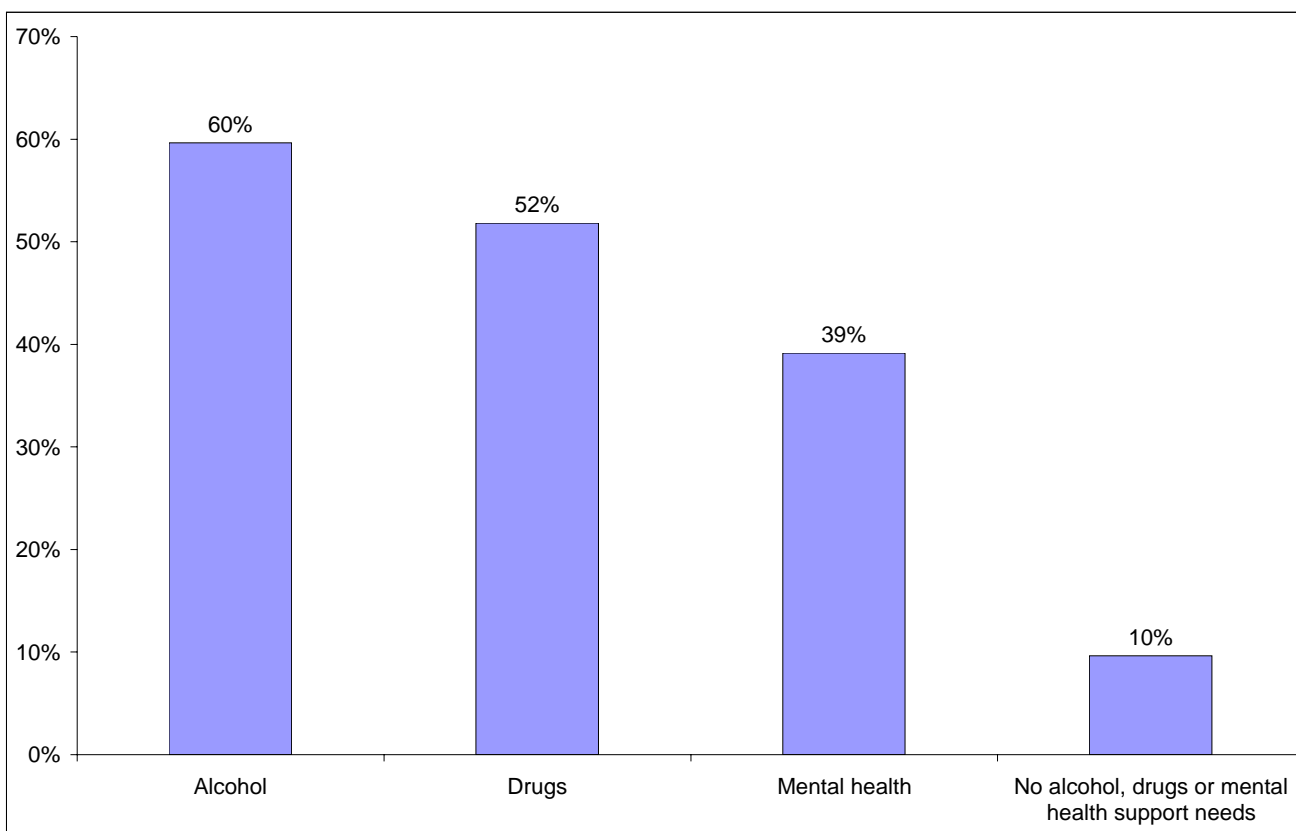
#### Breakdown by accommodation

Destination Accommodation	Bed & Breakfast	Detox clinic	Hospital - NOT long term/acute	Hostel	Hostel - another organisation	Hostel - within the organisation	Long-term accommodation	Not known	Private rented sector -	Private rented sector - with	Psychiatric hospital	Rehab clinic	Sheltered Housing	Sleeping rough/Returned	Staying with friends	Supported Housing	Taken into custody	Temporary accommodation	Total
St Mungo's - Margery Street	1	5	1	15	29	13	2	19	4	2			1	3	1	5	4	1	106
Cranstoun Drug Services - City Road							1	5				5		1					12
St Mungo's - Tollington Road											2								2
<b>Total</b>	<b>1</b>	<b>5</b>	<b>1</b>	<b>15</b>	<b>29</b>	<b>13</b>	<b>3</b>	<b>24</b>	<b>4</b>	<b>2</b>	<b>2</b>	<b>5</b>	<b>1</b>	<b>4</b>	<b>1</b>	<b>5</b>	<b>4</b>	<b>1</b>	<b>120</b>

## Client Support Needs/Institutional History

### 11) Support needs

People contacted by outreach or BBS teams and/or arriving in accommodation in the quarter by support needs



Base: 166 Note that the base figure for this graph excludes clients where all 3 support needs are not known or not recorded (34).

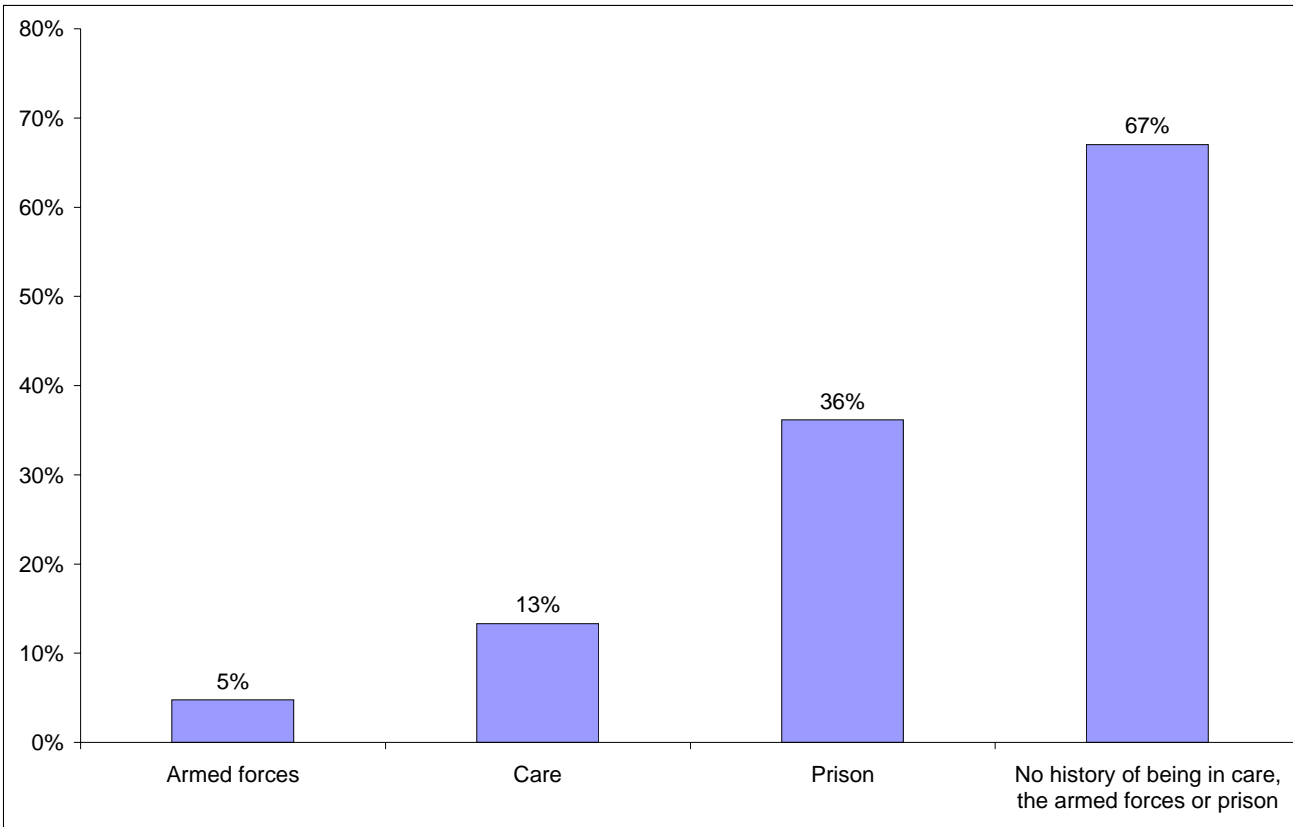
Support Needs	No. of people	%
Alcohol only	30	15%
Drugs only	22	11%
Mental health only	14	7%
Alcohol and drugs	28	14%
Alcohol and mental health	15	8%
Drugs and mental health	10	5%
Alcohol, drugs and mental health	26	13%
All 3 no	16	8%
All 3 not known or not assessed	34	17%
All 3 no, not known or not assessed	5	3%
<b>Total</b>	<b>200</b>	<b>100%</b>

The proportion of people contacted in Islington with an alcohol, drugs or mental health support need is consistent with the previous two periods.

The proportion of people contacted in Islington with an alcohol support need is similar to the proportion across all boroughs this quarter (56%).

## 12) Experience of prison, armed forces and care

People contacted by outreach or BBS teams and/or arriving in accommodation in the quarter by experience of the armed forces, care or prison



Base: 188 Note that the base figure for this graph excludes clients where all 3 institutional histories are not known.

9 people contacted in Islington this quarter have previously been in the armed forces (7 last quarter).

Nationality	Number	%
UK	5	56%
Non-UK	4	44%
<b>Total</b>	<b>9</b>	<b>100%</b>

25 people contacted in Islington this quarter have previously been in care (21 last quarter).

68 people contacted in Islington this quarter have previously been in prison (52 last quarter).

It is possible for someone contacted to have previous experience of more than one institution and so be included in more than one of the above figures. 16 people contacted in the year have been in care and prison.

The proportion of people contacted in Islington with previous experience of the armed forces, care or prison is consistent with previous periods in the quarter.