



CHAIN
Quarterly Report for
Islington
April - June 2011



CHAIN Quarterly report for Islington

1st April to 30th June 2011

Contents

Outreach Work

1) Rough sleeping

People seen by outreach or building based (BBS) teams in the quarter - rough sleeping or contacted either on the streets or in services

2) Rough sleeping volume

People seen rough sleeping by number of bedded down contacts during the quarter

3) Nationality of rough sleepers

People seen rough sleeping by outreach or BBS teams during the quarter

4) No booking into accommodation events

People contacted in the quarter with no accommodation events (booking or referrals) by any outreach or BBS team, by total number of street contacts recorded on CHAIN

5) Booking into accommodation and reconnection events

Outreach accommodation (bookings and referrals) and reconnection events achieved in the quarter by type of accommodation

Hostels, assessment centres, rolling shelters and second stage accommodation

6) Arrivals

Temporary accommodation arrivals by accommodation project and source of referral.

7) Departures - destination on departure

Departure actions by destination on departure

8) Departures - reason for leaving

Departures by whether or not the departure was planned or unplanned

Support needs and institutional history

9) Support needs

People contacted by outreach or BBS teams and/or arriving in accommodation in the quarter by support needs

10) Experience of armed forces, care and prison

People contacted by outreach or BBS teams and/or arriving in accommodation in the quarter by experience of the armed forces, care or prison

Wider street population

11) Street activity

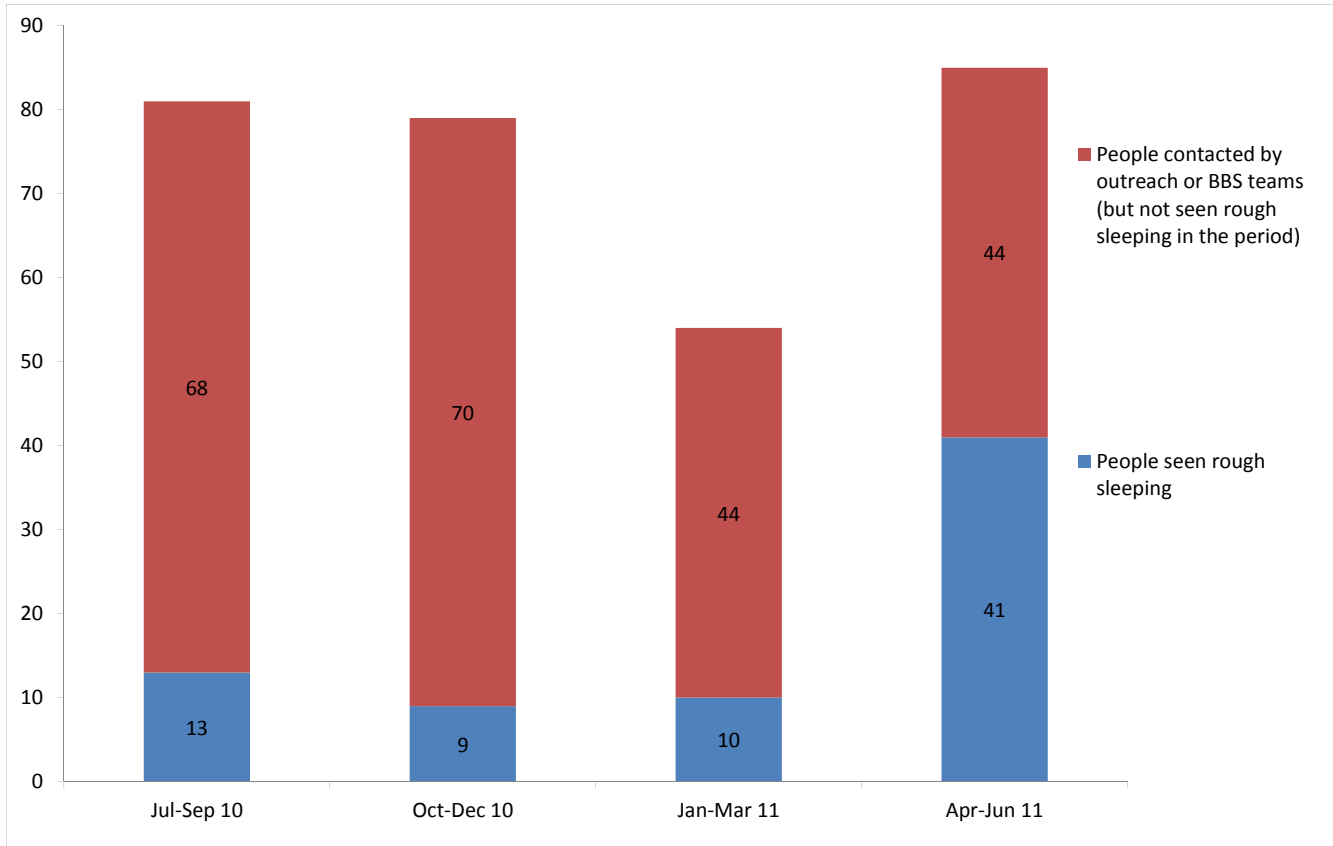
Street population (people who rough sleep and/or engage in a street lifestyle) contacted by outreach who fall into one or more of the street activity categories on CHAIN

CHAIN Quarterly report for Islington

Outreach Work

1) Rough sleeping

People seen by outreach or building based (BBS) teams in the quarter - rough sleeping or contacted either on the streets or in services



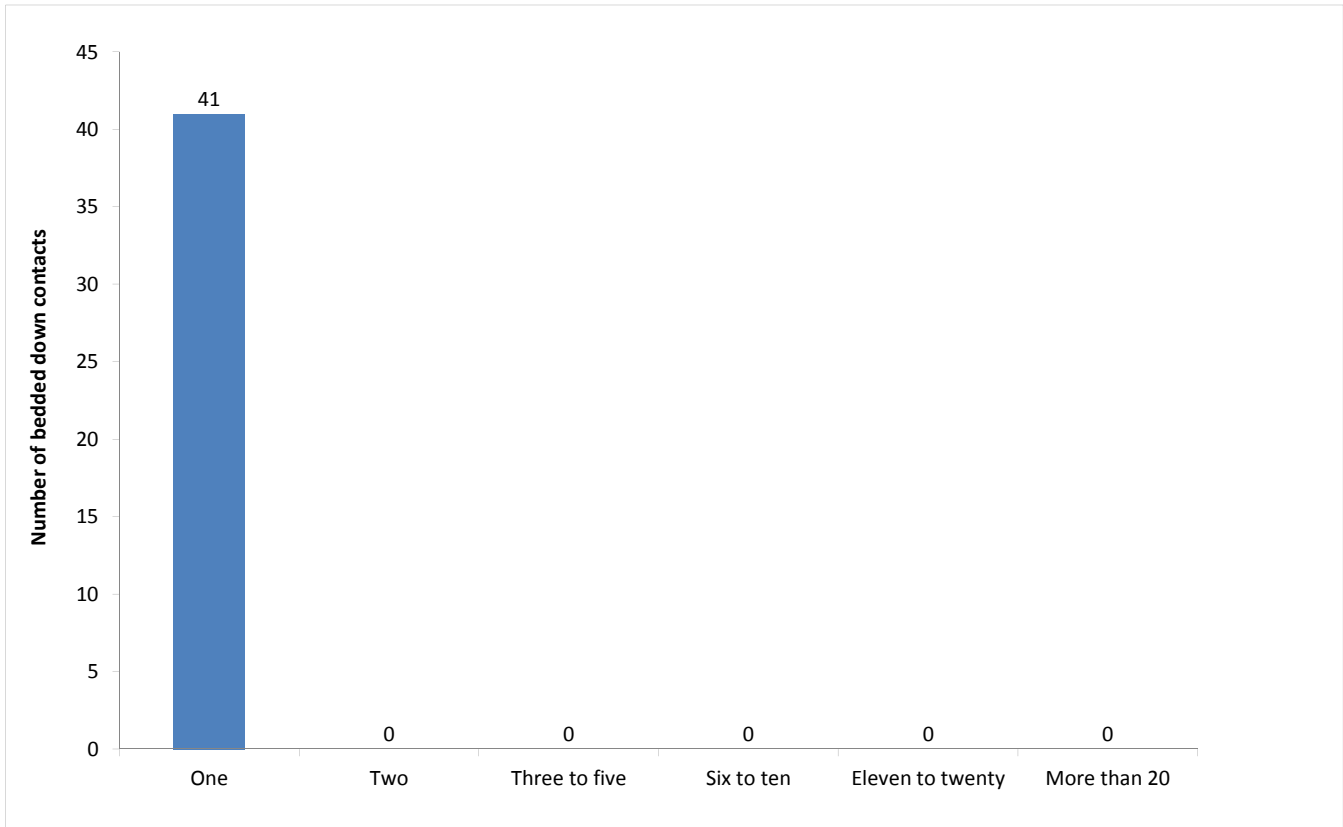
Jul-Sep 10 base: 81
Oct-Dec 10 base: 79
Jan-Mar 11 base: 54
Apr-Jun 11 base: 85

85 verified rough sleepers were contacted by services in Islington during the quarter. This is an increase from 54 last quarter and compares to 94 in the same quarter last year.

Of these 85, 41 had a bedded down street contact in the quarter and so were known to have slept rough in Islington during the quarter. The number sleeping rough this quarter has increased by 31 people.

2) Rough sleeping volume

People seen rough sleeping by number of bedded down contacts during the quarter



Base: 41

Of the 41 people seen rough sleeping this quarter, 41 only had a single bedded down street contact.

Of the 41 people seen bedded down, 3 were from CEE countries and seen only once during the period.

NB CEE nationals often cannot be offered the same service as other people due to benefit restrictions.

3) Nationality of rough sleepers

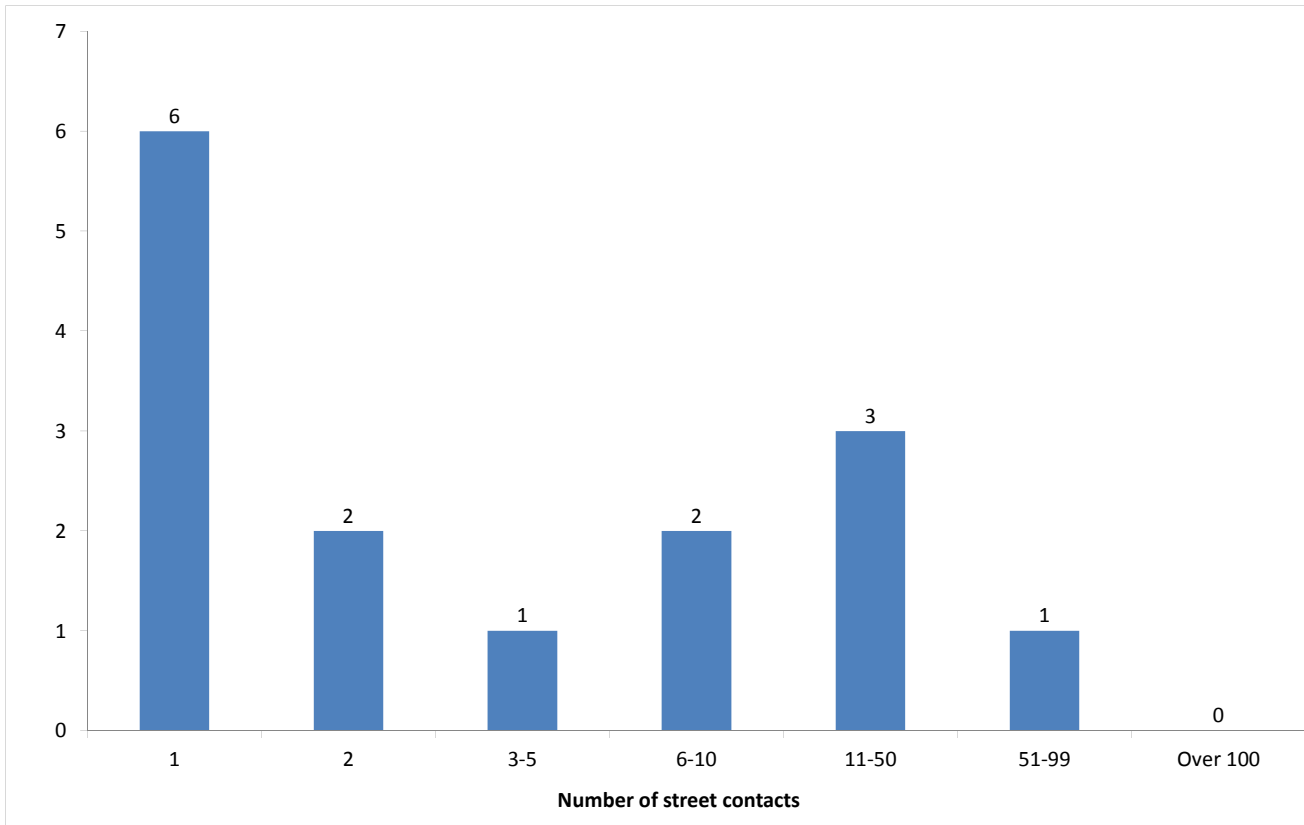
People seen rough sleeping by outreach or BBS teams during the quarter

Nationality	Jul-Sep	%	Oct-Dec	%	Jan-Mar	%	Apr-Jun	%
UK	5	45%	6	67%	7	70%	23	59%
Ireland (Republic of)							1	3%
Portugal							1	3%
Bulgaria								
Czech Republic							2	5%
Estonia								
Hungary								
Latvia								
Lithuania			1	11%			1	3%
Poland								
Romania								
Slovenia								
Slovakia								
Central and East European (CEE) sub-total	0	0%	1	11%	0	0%	3	8%
other Europe	1	9%			1	10%	4	10%
Eritrea	1	9%						
Africa			2	22%			2	5%
America							2	5%
Asia	4	36%					3	8%
Australasia					2	20%		
<i>Missing</i>	1						2	5%
<i>Not known</i>	1							
Total	13		9		10		41	
Total**	11	100%	9	100%	10	100%	39	100%

**This total excludes those people seen rough sleeping where their nationality is not known

4) No booking into accommodation events

People contacted in the quarter with no accommodation events (booking or referrals) by any outreach or BBS team, by total number of street contacts recorded on CHAIN



Base: 15

15 (18%) verified rough sleepers contacted across Islington this quarter have never had a booking in action recorded on CHAIN. This is consistent with previous periods.

7 of these people have slept rough in the quarter, which is 17% of all people sleeping rough this quarter.

6 (40%) of the people who have never had a booking in action recorded on CHAIN have only ever had one street contact recorded.

5) Booking into accommodation and reconnection events

Outreach accommodation (bookings and referrals) and reconnection events achieved in the quarter by type of accommodation

Accommodation type	No.	%
Assessment centre	4	15%
Bed & breakfast	6	22%
Clinic/Detox/Rehab	1	4%
Night Centre	0	0%
Rolling shelter	9	33%
Hostel	5	19%
Other temporary	0	0%
Second-stage accommodation	0	0%
St Mungo's complex needs	0	0%
St Mungo's semi-independent	0	0%
Clearing House/RSI	0	0%
LA tenancy (general needs)	2	7%
Private rented sector	0	0%
Private rented sector - independent	0	0%
Private rented sector - with some floating support/support	0	0%
RSL tenancy (general needs)	0	0%
Sheltered housing	0	0%
Supported housing	0	0%
Other long-term accommodation	0	0%
Bookings into accommodation total	27	100%
Return to home area	0	0%
Seeking work	0	0%
Move to area for friends/family	0	0%
Move to area with appropriate services	0	0%
Other	0	0%
Reconnections total	0	0%
TOTAL	27	100%

Outreach and BBS teams across Islington succeeded in reconnecting or booking into accommodation 19 people, 22% of the 85 people contacted during the quarter.

This is consistent with last quarter.

16 people had a total of 27 booking in events. This indicates that individuals can be booked into accommodation (the same type or different) more than once in the quarter.

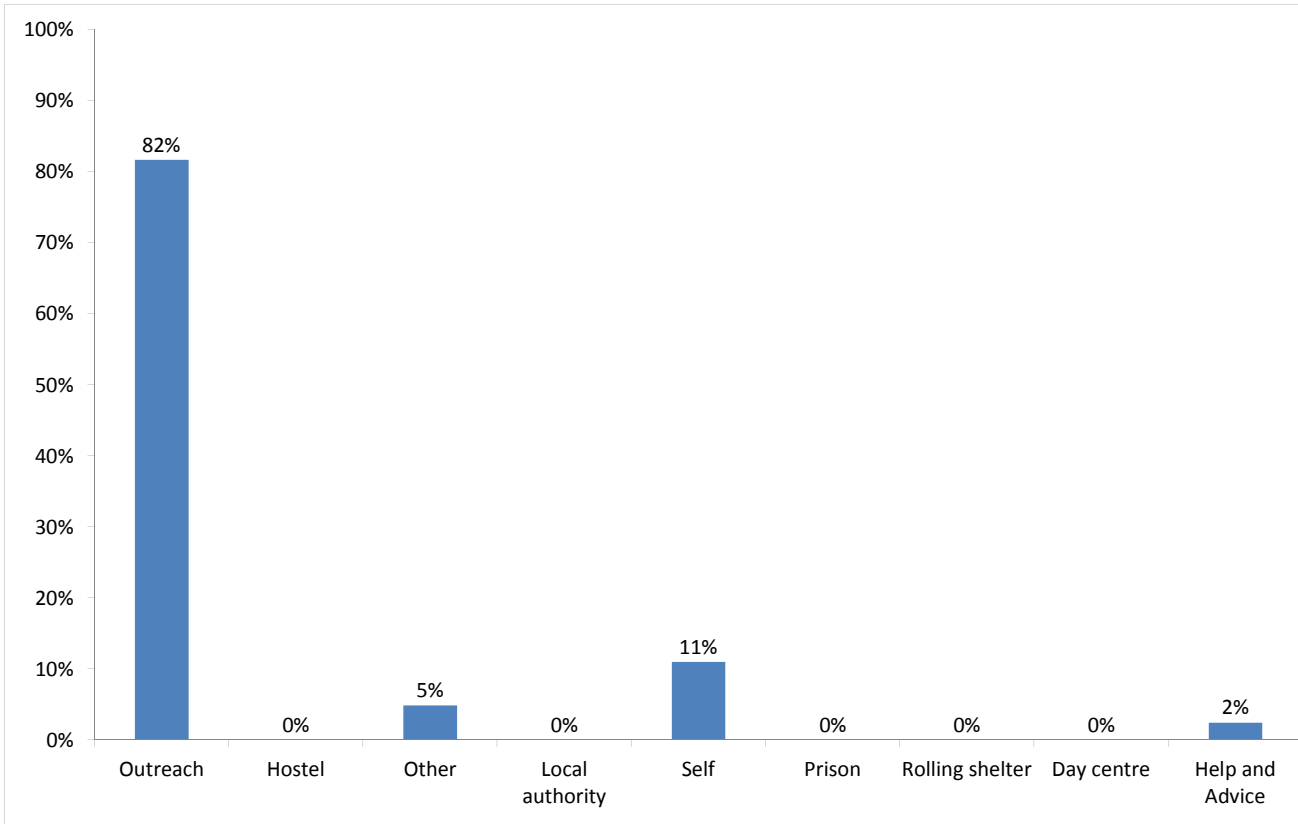
5 people were booked into hostel accommodation. This is consistent with previous quarters.

In addition, 13 people were referred to the No Second Night Out Assessment Hub. Of these 7 achieved either a confirmed reconnection or an accommodation stay, or both.

Temporary Accommodation: hostels, assessment centres, rolling shelters and second stage

6) Arrivals

Temporary accommodation arrivals by accommodation project and source of referral.



Base: 82

80 people arrived at accommodation in Islington this year. These 80 people had 82 arrival actions. This indicates that an individual can arrive more than once (at the same accommodation project or different) in a period.

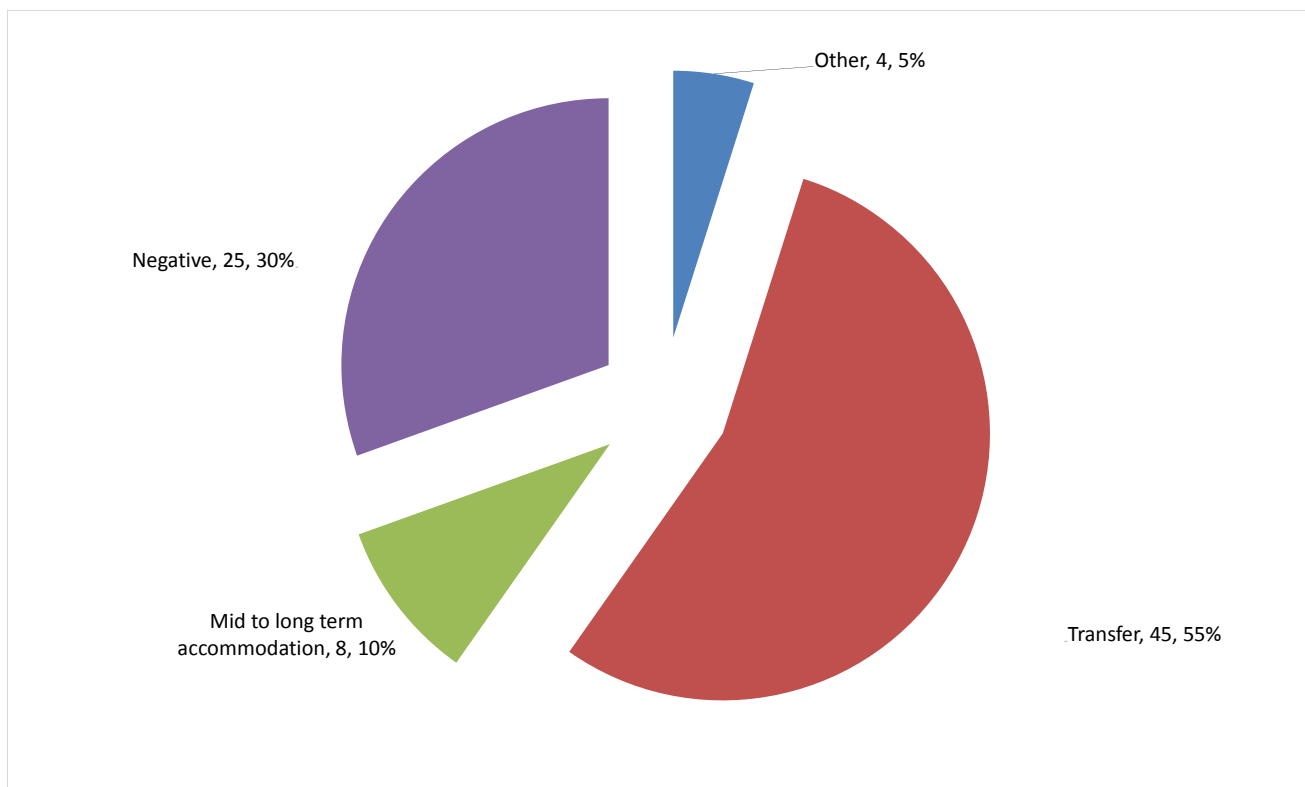
The numbers of people arriving and arrivals are consistent with previous periods.

Breakdown by accommodation:

Source of referral → Accommodation ↓	BBS - CSTM	CSTM - Advice & Housing	BBS - Passage	Passage BBS and Day Centre	BBS - St Mungo's	Westminster SPOT	City Rough Sleepers Team	CRI - Camden	Heathrow Airport Outreach	Lambeth SORT	Southwark SPOT	Tower Hamlets SORT	London Street Rescue	Pilton Islington Outreach	GP/Hospital/Health authority	Self	other referral (source)	Total
St Mungo's - Margery Street	8	2	2	5	5	2	6	3	4	1	7	3	11	8				67
Cranstoun Drug Services - City Road											2				1	9	3	15
Total	8	2	2	5	5	2	6	3	4	1	9	3	11	8	1	9	3	82

7) Departures - destination on departure

Departure actions by destination on departure



Base: 82

Destination categories on CHAIN	Chart category	Colour
Care home, Clearing House/RSI, Home area, Hospital - long term, LA tenancy (general needs), Long-term accommodation, Previous home, Private rented sector - independent, Private rented sector - supported, RSL tenancy (general needs), Sheltered Housing, Supported Housing	Mid to long term accommodation	Green
Bed & Breakfast, Detox clinic, Hostel, Hostel - another organisation, Hostel - within the organisation, Rehab clinic, Temporary accommodation, Psychiatric hospital, Hospital - NOT long term/acute care	Transfer	Red
Not known, Sleeping rough/returned to streets, Taken into custody	Negative	Purple
Died, Outside London, Staying with family, Staying with friends	Other	Blue

Destination on departure from temporary accommodation	Number	%
Bed & Breakfast	2	2%
Hostel - another organisation	26	32%
Hostel - within the organisation	10	12%
Not known	21	26%
Private rented sector - independent	3	4%
Private rented sector - with some floating support/support	1	1%
Psychiatric hospital	1	1%
Rehab clinic	5	6%
Sleeping rough/Returned to streets	3	4%
Staying with family	3	4%
Staying with friends	1	1%
Supported Housing	4	5%
Taken into custody	1	1%
Temporary accommodation (LA)	1	1%
Total	82	100%

80 people departed from accommodation in Islington this year. These 80 people had 82 departure actions. This indicates that an individual can depart from more than once (at the same accommodation project or different) in a period.

44% of people left accommodation to move to another hostel. This is consistent with previous quarters.

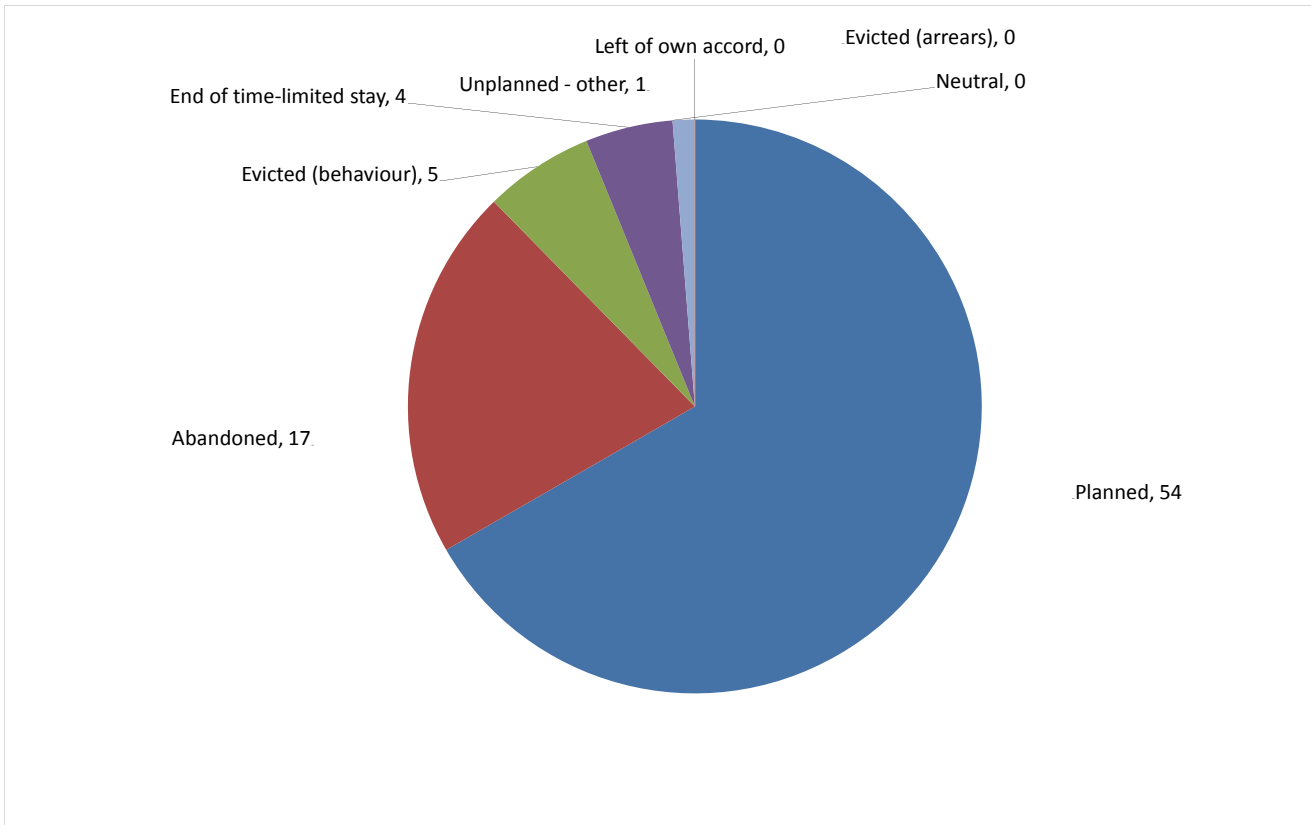
10% of people left accommodation to move to mid to long-term accommodation. This is consistent with previous quarters.

Breakdown by accommodation

Destination Accommodation	Bed & Breakfast	Hostel - another organisation	Hostel - within the organisation	Not known	Private rented sector -	Private rented sector - with some	Psychiatric hospital	Rehab clinic	Sleeping rough/Returned to	Staying with family	Staying with friends	Supported Housing	Taken into custody	Temporary accommodation	Total
St Mungo's - Margery Street	2	24	10	13	3	1	1		3	1	1	4	1	1	65
Cranstoun Drug Services - City Road		2		8				5		2					17
Total	2	26	10	21	3	1	1	5	3	3	1	4	1	1	82

8) Departures - reason for leaving

Departures by whether or not the departure was planned or unplanned



Base: 81

80 people departed from accommodation in Islington this quarter. These 80 people had 81 departure actions. This indicates that an individual can depart more than once (from the same accommodation project or different) in a period.

This is consistent with the previous two quarters, but lower than the same quarter last year, 120.

67% of departures were due to a planned move. This has fluctuated over the past year: Jul-Sept, 68%; Oct-Dec, 81%; Jan-Mar, 58%."

21% of departures were due to abandonments. This has also fluctuated over the past year: Jul-Sept, 16%; Oct-Dec, 9%; Jan-Mar, 18%.

6% of departures were due to evictions. This is consistent with the previous three quarters and with the proportion across all boroughs this quarter.

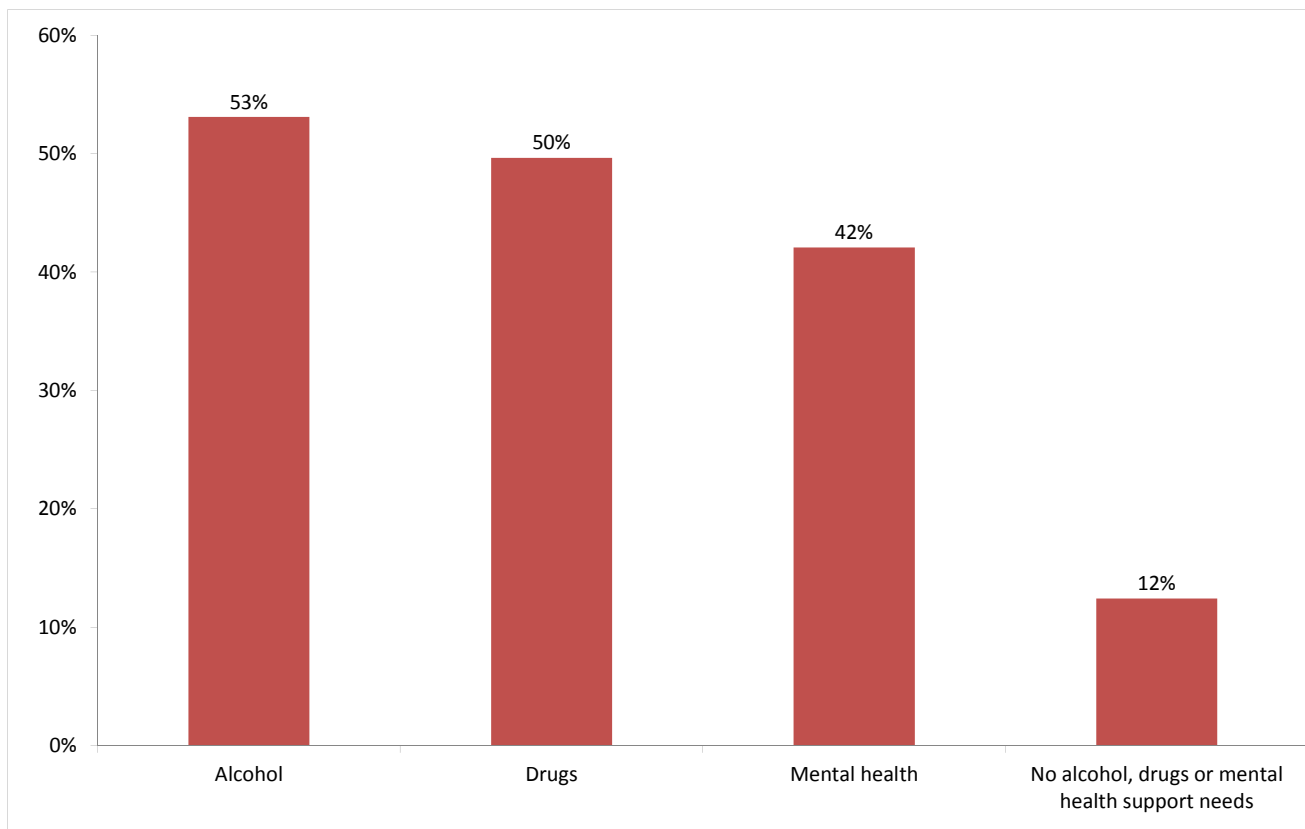
Breakdown by accommodation

Planned/Unplanned Accommodation	Reason for leaving					Total
	Planned	Abandoned	Evicted (behaviour)	End of time-limited stay	Unplanned - other	
St Mungo's - Margery Street	46	9	5	3	1	64
Cranstoun Drug Services - City Road	8	8		1		17
Total	54	17	5	4	1	81

Client Support Needs/Institutional History

9) Support needs

People contacted by outreach or BBS teams and/or arriving in accommodation in the quarter by support needs



Base: 145 Note that the base figure for this graph excludes clients where all 3 support needs are not known or not recorded (25).

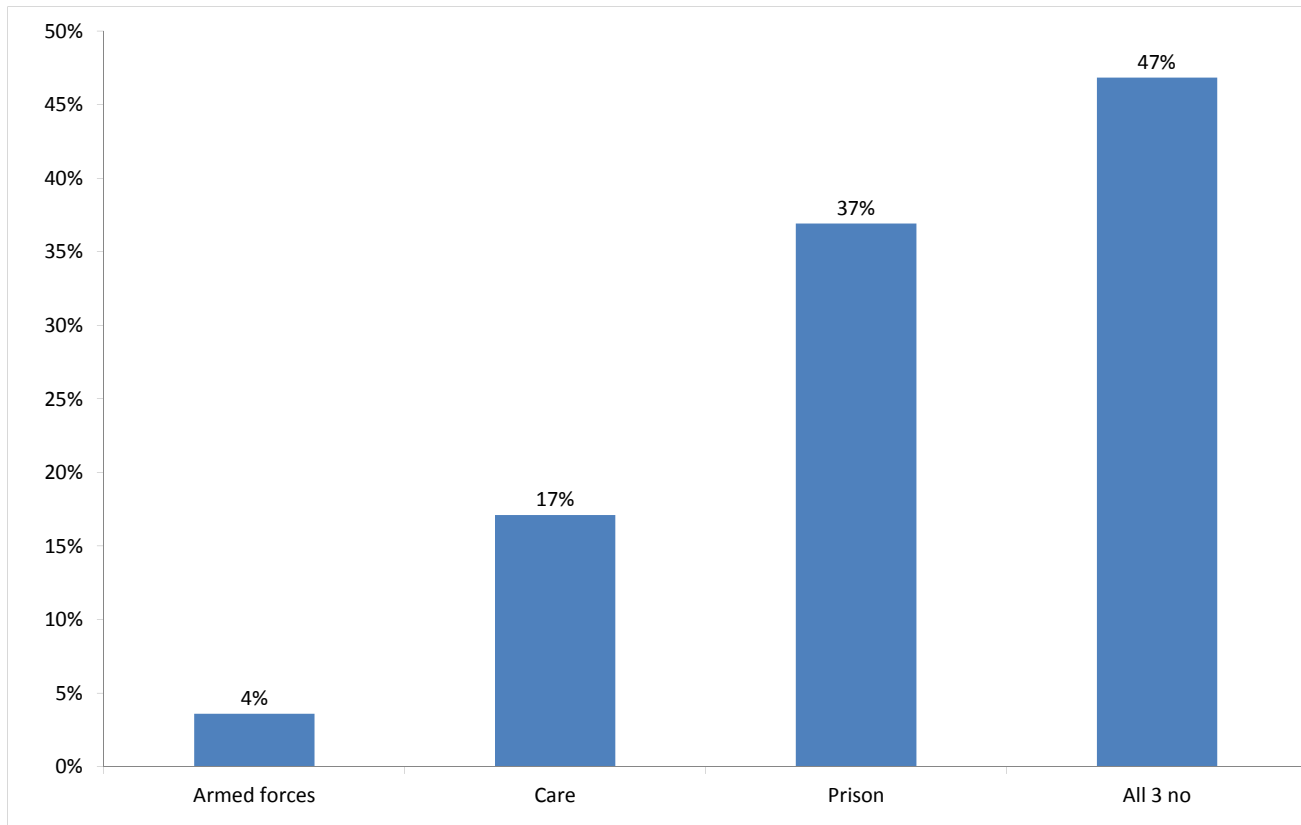
Support Needs	No. of people	%
Alcohol only	16	9%
Drugs only	25	15%
Mental health only	14	8%
Alcohol and drugs	21	12%
Alcohol and mental health	21	12%
Drugs and mental health	7	4%
Alcohol, drugs and mental health	19	11%
All 3 no	18	11%
All 3 not known or not assessed	25	15%
All 3 no, not known or not assessed	4	2%
Total	170	100%

The proportion of people contacted in Islington with an alcohol, drugs or mental health support need is consistent with the previous two periods.

The proportion of people with a drug support need is higher than the proportion across all boroughs this quarter, 39%.

10) Experience of armed forces, care and prison

People contacted by outreach or BBS teams and/or arriving in accommodation in the quarter by experience of the armed forces, care or prison



Base: 111 Note that the base figure for this graph excludes clients where all 3 institutional histories are not known.

4 people contacted in Islington this quarter have previously been in the armed forces (4 last quarter).

Nationality	Number	% of people seen rough sleeping
UK	2	5%
Non-UK	2	5%
Total	4	10%

19 people contacted in Islington this quarter have previously been in care (13 last quarter).

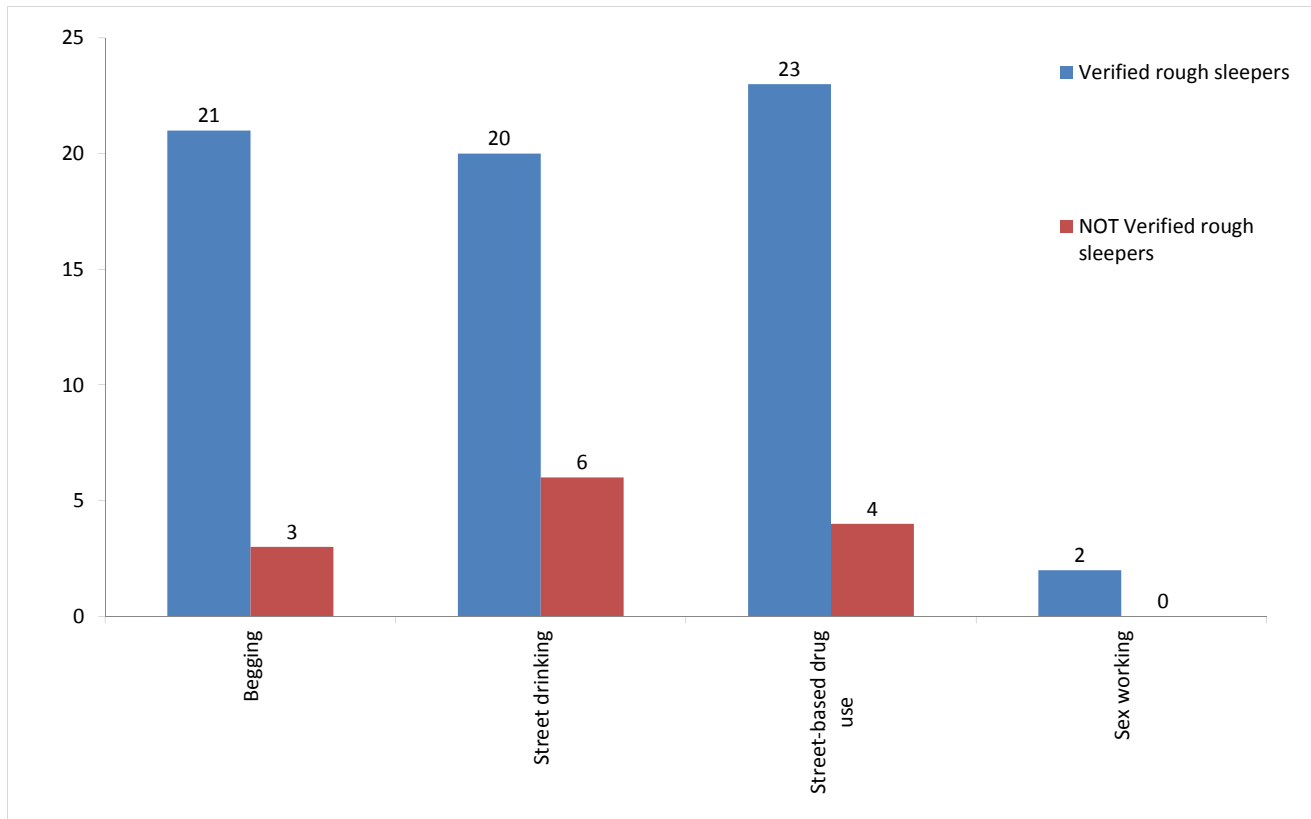
41 people contacted in Islington this quarter have previously been in prison (37 last quarter).

It is possible for someone contacted to have previous experience of more than one institution and so be included in more than one of the above figures. 10 people contacted in the year have been in care and prison.

The proportion of people contacted in Islington with previous experience of the armed forces, care or prison is consistent with previous quarters and with the proportion across all boroughs this quarter.

11) Street activity

Street population (people who rough sleep and/or engage in a street lifestyle) contacted by outreach who fall into one or more of the street activity categories on CHAIN



Base for verified rough sleepers: 38

Base for people not verified as rough sleepers: 10

Of the 85 verified rough sleepers contacted this quarter, 38 (45%) have been assessed as engaging in one or more street activities.

Some of these people contacted this quarter have been seen engaging in more than one type of street activity at some point.

In addition to the 85 verified rough sleepers contacted in the quarter by outreach or BBS teams, 21 people who are considered vulnerable but have not been seen rough sleeping were also contacted. Of these:

8 were booked into accommodation across all boroughs

7 were recorded as having arrived at accommodation reporting to CHAIN.