



CHAIN

Quarterly Report for Southwark

April - June 2011



CHAIN Quarterly report for Southwark 1st April to 30th June 2011

Contents

Outreach Work

1) Rough sleeping

People seen by outreach or building based (BBS) teams in the quarter - rough sleeping or contacted either on the streets or in services

2) Rough sleeping volume

People seen rough sleeping by number of bedded down contacts during the quarter

3) Nationality of rough sleepers

People seen rough sleeping by outreach or BBS teams during the quarter by flow, stock and returner model.

4) People contacted by month

People seen rough sleeping by outreach or building based (BBS) teams by month

5) No booking into accommodation events

People contacted in the quarter with no accommodation events (booking or referrals) by any outreach or BBS team, by total number of street contacts recorded on CHAIN

6) Booking into accommodation and reconnection events

Outreach accommodation (bookings and referrals) and reconnection events achieved in the quarter by type of accommodation

Hostels, assessment centres, rolling shelters and second stage accommodation

7) Arrivals

Temporary accommodation arrivals by accommodation project and source of referral.

8) Departures - destination on departure

Departure actions by destination on departure

9) Departures - reason for leaving

Departures by whether or not the departure was planned or unplanned

Support needs and institutional history

10) Support needs

People contacted by outreach or BBS teams and/or arriving in accommodation in the quarter by support needs

11) Experience of armed forces, care and prison

People contacted by outreach or BBS teams and/or arriving in accommodation in the quarter by experience of the armed forces, care or prison

Wider street population

12) Street activity

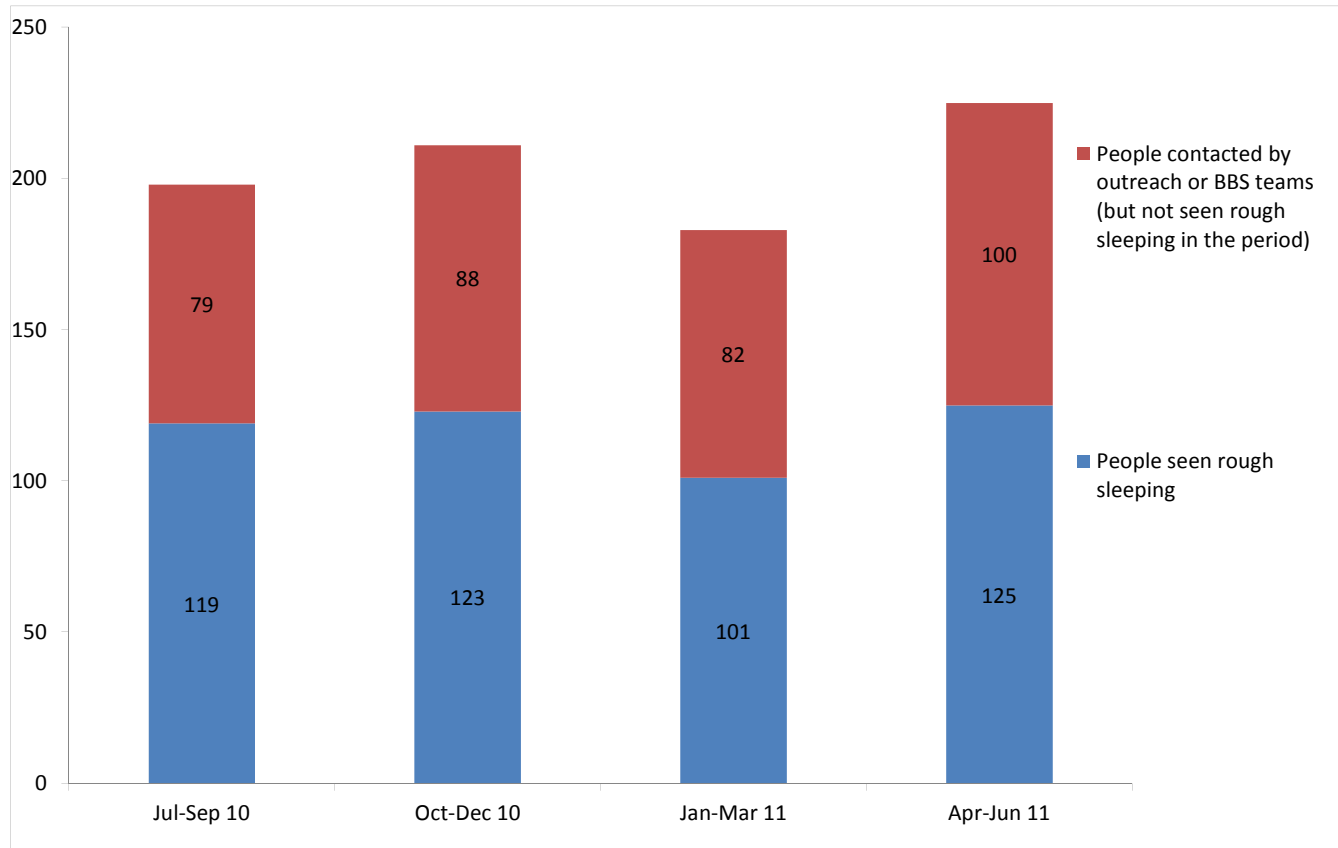
Street population (people who rough sleep and/or engage in a street lifestyle) contacted by outreach who fall into one or more of the street activity categories on CHAIN

CHAIN Quarterly report for Southwark

Outreach Work

1) Rough sleeping

People seen by outreach or building based (BBS) teams in the quarter - rough sleeping or contacted either on the streets or in services



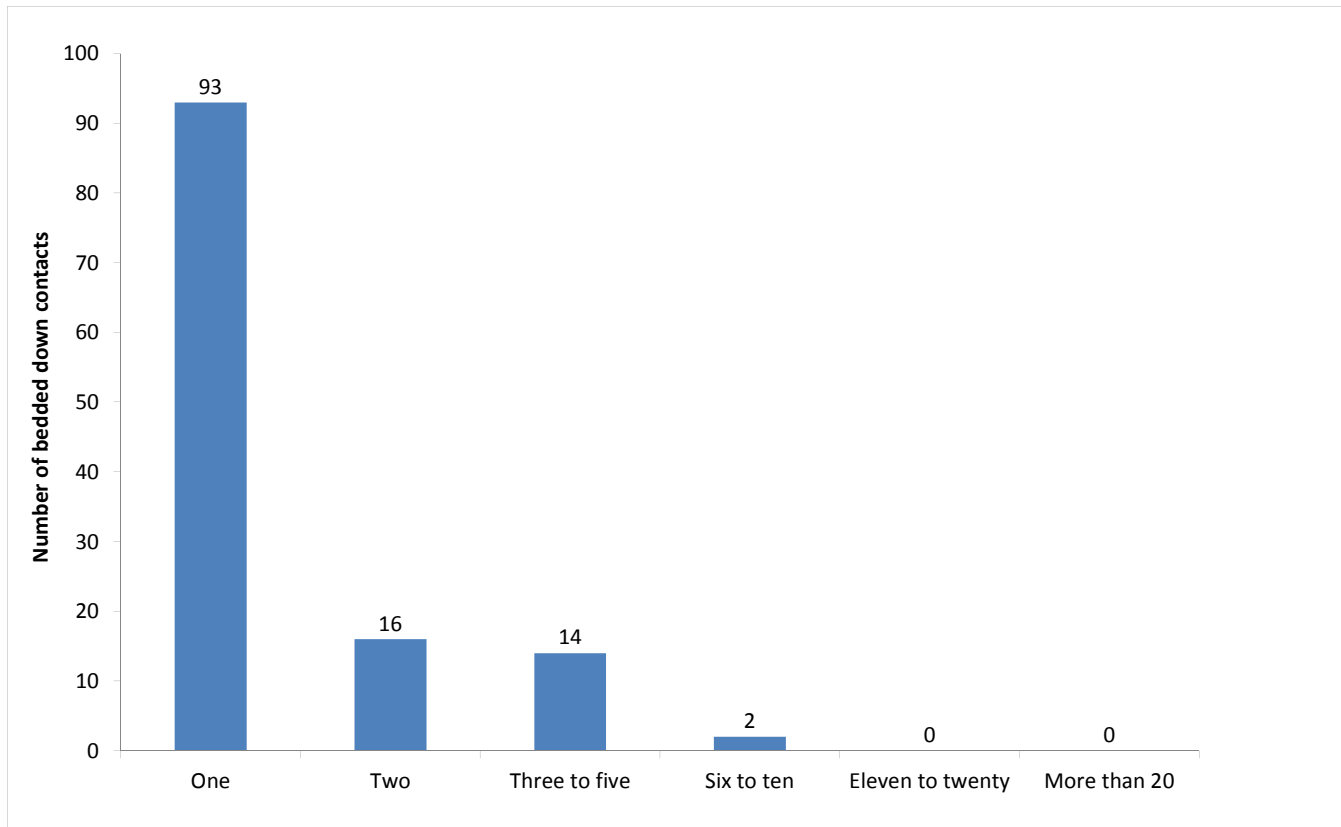
Jul-Sep 10 base: 198
Oct-Dec 10 base: 211
Jan-Mar 11 base: 183
Apr-Jun 11 base: 225

225 verified rough sleepers were contacted by services in Southwark during the quarter. This is an increase from 183 last quarter and compares to 220 in the same quarter last year.

Of these 225, 125 had a bedded down street contact in the quarter and so were known to have slept rough in Southwark during the quarter. The number sleeping rough this quarter has increased by 24% compared to the previous quarter.

2) Rough sleeping volume

People seen rough sleeping by number of bedded down contacts during the quarter



Base: 125

67 people were seen sleeping rough for the first time this quarter (flow).

Of the 125 people seen rough sleeping this quarter, 93 only had a single bedded down street contact.

Of the 125 people seen bedded down, 26 were from CEE countries and seen only once during the period.

NB CEE nationals often cannot be offered the same service as other people due to benefit restrictions.

3) Nationality of rough sleepers

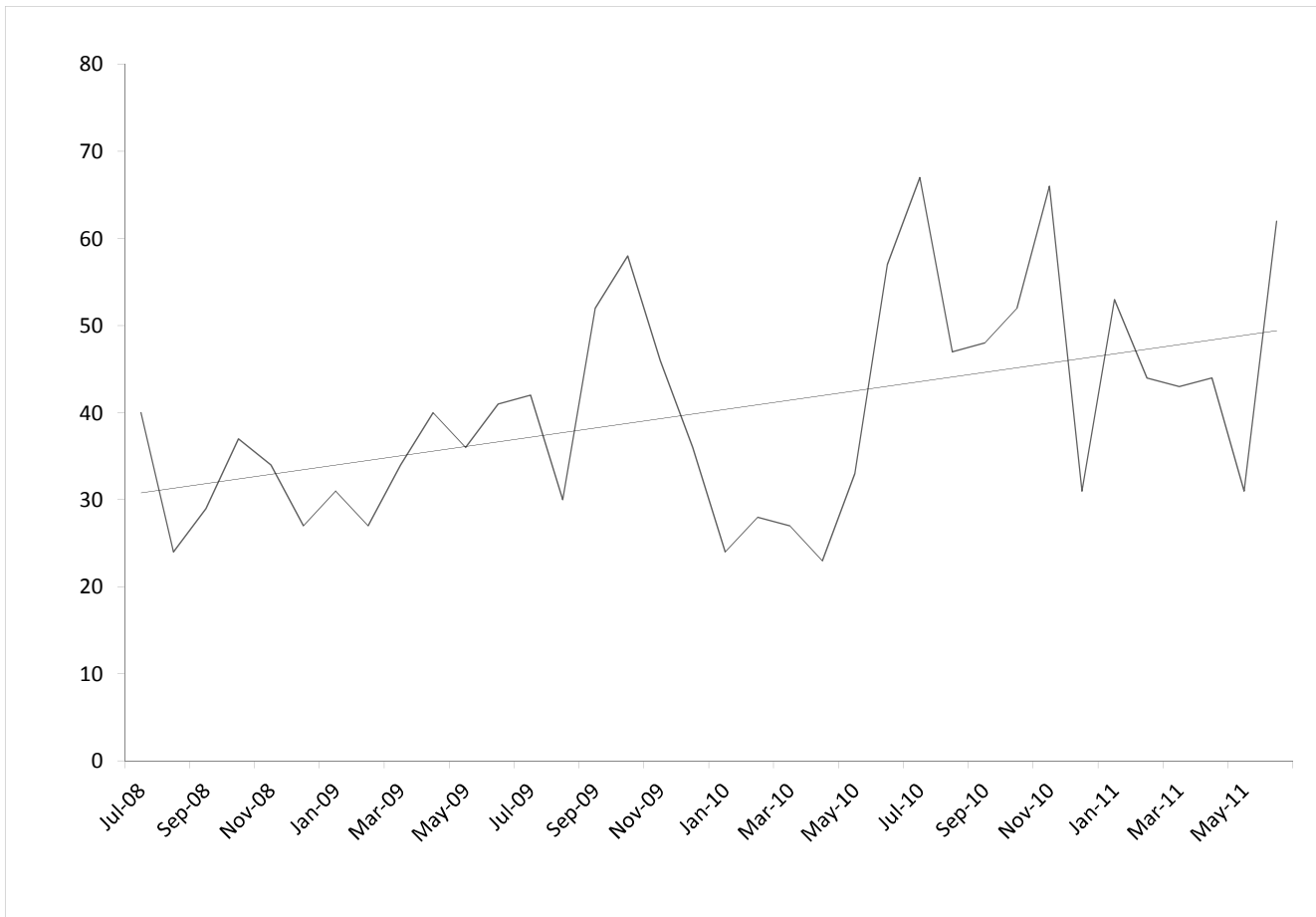
People seen rough sleeping by outreach or BBS teams during the quarter by flow, stock and returner model.

Nationality	Jul-Sep	%	Oct-Dec	%	Jan-Mar	%	Apr-Jun	%
UK	37	33%	38	32%	31	32%	33	30%
Ireland (Republic of)	2	2%	3	3%	3	3%	2	2%
Portugal	1	1%	2	2%	1	1%	0	0%
Bulgaria	1	1%	2	2%	0	0%	1	1%
Czech Republic	5	5%	5	4%	10	10%	4	4%
Estonia	1	1%	0	0%	0	0%	0	0%
Hungary	0	0%	2	2%	1	1%	8	7%
Latvia	2	2%	4	3%	3	3%	3	3%
Lithuania	13	12%	15	13%	7	7%	7	6%
Poland	20	18%	22	18%	18	18%	23	21%
Romania	5	5%	8	7%	3	3%	6	5%
Slovenia	1	1%	0	0%	0	0%	0	0%
Slovakia	6	5%	6	5%	4	4%	3	3%
Central and East European (CEE) sub-total	54	49%	64	53%	46	47%	55	50%
other Europe	5	5%	6	5%	8	8%	5	5%
Eritrea	0	0%	0	0%	0	0%	0	0%
Africa	9	8%	4	3%	8	8%	7	6%
America	0	0%	1	1%	0	0%	2	2%
Asia	3	3%	2	2%	1	1%	6	5%
Australasia	0	0%	0	0%	0	0%	0	0%
Missing	2		0		1	1%	1	1%
Not known	6		3		2	2%	14	13%
Total	119		123		101		125	
Total**	111	100%	120	100%	98	100%	110	100%

**This total excludes those people seen rough sleeping where their nationality is not known

4) People contacted by month

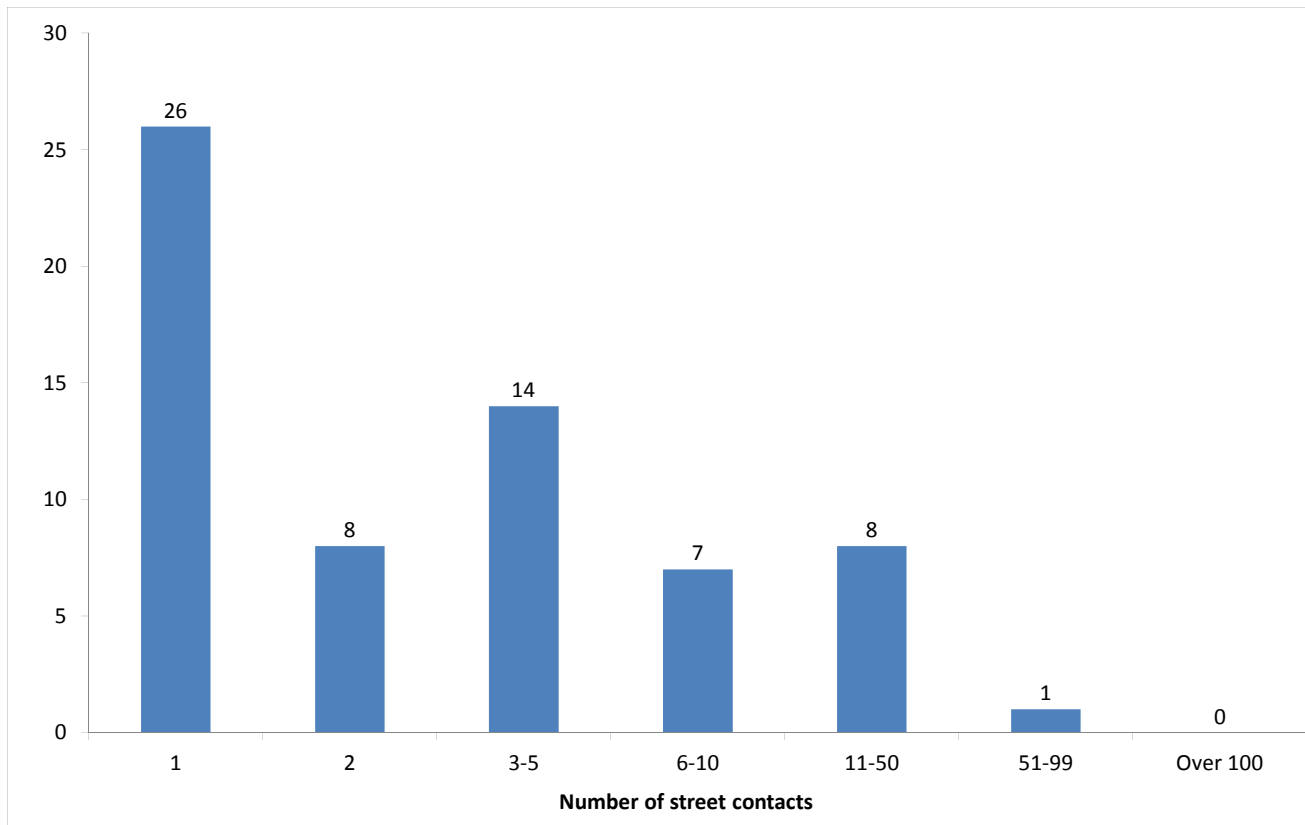
People seen rough sleeping by outreach or building based (BBS) teams by month



The black line shows the total number of people seen rough sleeping.

5) No booking into accommodation events

People contacted in the quarter with no accommodation events (booking or referrals) by any outreach or BBS team, by total number of street contacts recorded on CHAIN



Base: 64

64 (28%) verified rough sleepers contacted across Southwark this quarter have never had a booking in action recorded on CHAIN. This is consistent with previous quarters.

54 of these people have slept rough in the quarter, which is 43% of all people sleeping rough this quarter.

26 (41%) of the people who have never had a booking in action recorded on CHAIN have only ever had one street contact recorded.

6) Booking into accommodation and reconnection events

Outreach accommodation (bookings and referrals) and reconnection events achieved in the quarter by type of accommodation

Accommodation type	Apr-Jun	%
Assessment centre	0	0%
Bed & breakfast	5	8%
Clinic/Detox/Rehab	2	3%
Night Centre	0	0%
Rolling shelter	25	39%
Hostel	20	31%
Other temporary	0	0%
Second-stage accommodation	1	2%
St Mungo's complex needs	0	0%
St Mungo's semi-independent	0	0%
Clearing House/RSI	1	2%
LA tenancy (general needs)	2	3%
Private rented sector	0	0%
Private rented sector - independent	3	5%
Private rented sector - with some floating support/support	0	0%
RSL tenancy (general needs)	0	0%
Sheltered housing	0	0%
Supported housing	0	0%
Other long-term accommodation	0	0%
Bookings into accommodation total	59	92%
Return to home area	2	3%
Seeking work	0	0%
Move to area for friends/family	1	2%
Move to area with appropriate services	3	5%
Other	0	0%
Reconnections total	5	8%
TOTAL	64	100%

Outreach and BBS teams across Southwark succeeded in reconnecting or booking into accommodation 47 people, 21% of the 225 people contacted during the quarter.

This is lower than the last two quarters, : Oct-Dec, 30%; Jan-Mar, 34%.

44 people had a total of 59 booking in events. This indicates that individuals can be booked into accommodation (the same type or different) more than once in the quarter.

One person was moved into Clearing House accommodation, 2 into local authority general needs accommodation and 3 into private rented sector flats.

19 people were booked into hostel accommodation. This is consistent with last quarter.

Outreach and BBS teams across Southwark achieved a confirmed reconnection with 5 people they contacted this quarter. This is 2% of the people contacted by outreach or BBS teams this quarter.

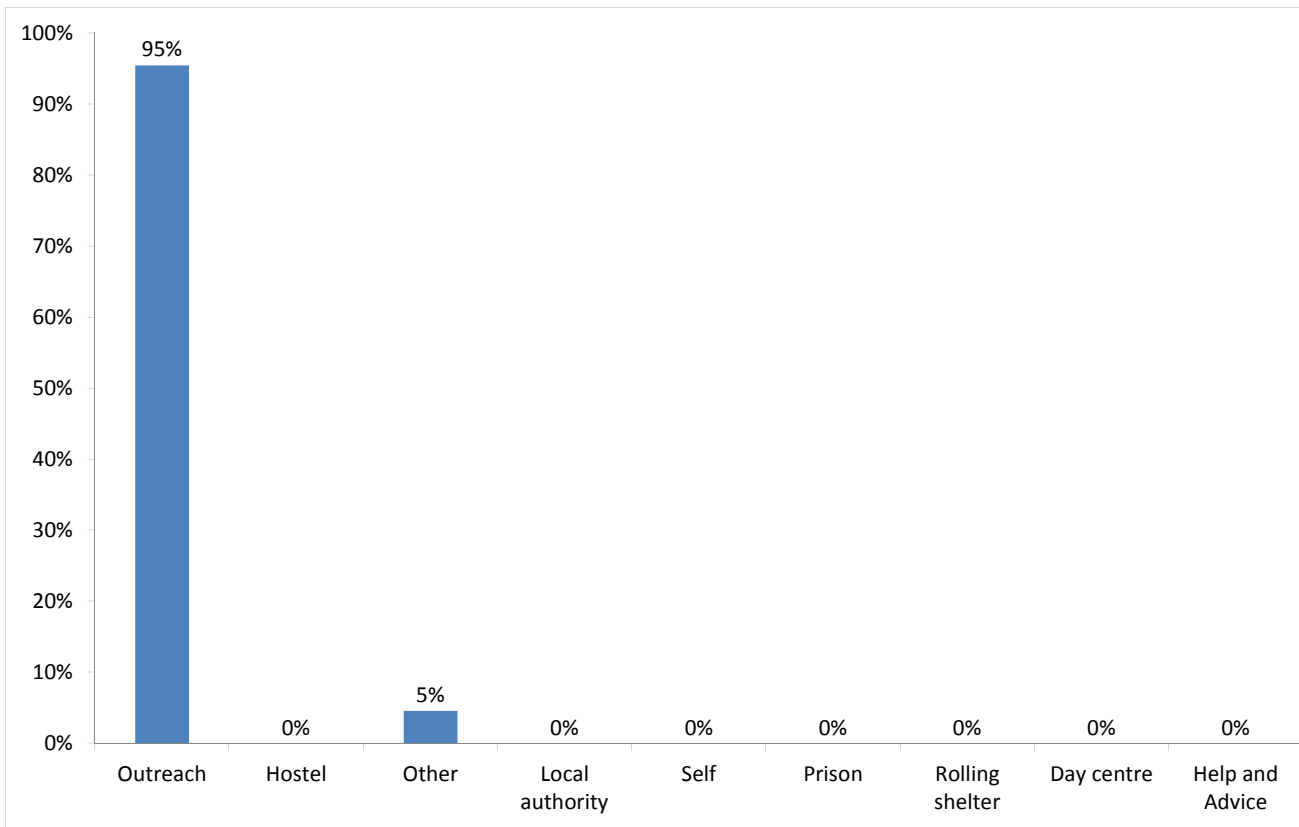
5 confirmed reconnection events were recorded by outreach and BBS teams for verified rough sleepers this quarter. In addition, teams recorded no such actions for the wider street population (people not seen sleeping rough).

In addition, 33 people were referred to the No Second Night Out Assessment Hub. Of these, 21 achieved either a confirmed reconnection or an accommodation stay, or both.

Temporary Accommodation: hostels, assessment centres, rolling shelters and second stage

7) Arrivals

Temporary accommodation arrivals by accommodation project and source of referral.



Base: 88

79 people arrived at accommodation in Southwark this year. These 79 people had 88 arrival actions. This indicates that an individual can arrive more than once (at the same accommodation project or different) in a period.

This is lower than previous quarters: Jul-Sept, 106; Oct-Dec, 111; Jan-Mar, 96.

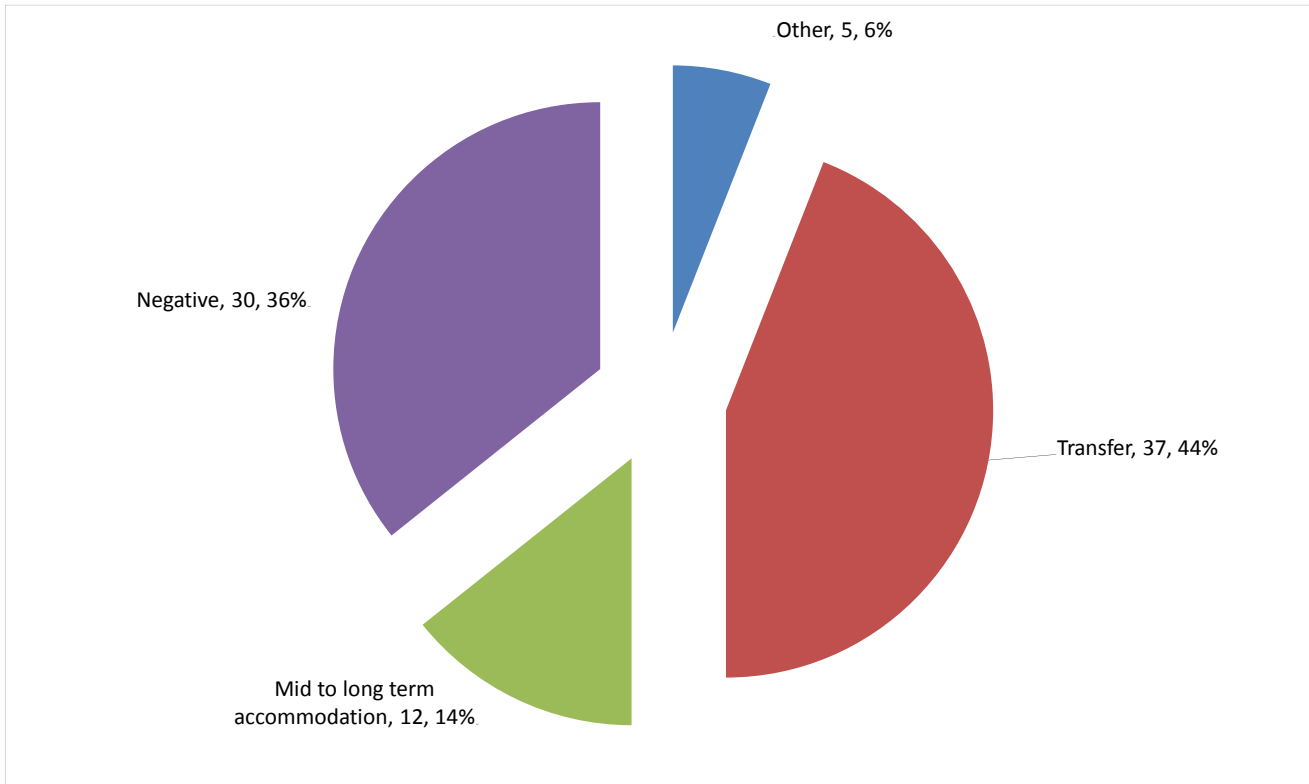
The proportion of arrivals to accommodation in Southwark that were referred by outreach or BBS teams and other accommodation projects is consistent with previous periods this quarter and with the proportion across all boroughs this quarter.

Breakdown by accommodation:

Source of referral → Accommodation ↓	City Rough Sleepers Team	Ealing SPOT	Heathrow Airport Outreach	Lambeth SORT	Southwark SPOT	SPEAR Outreach	Tower Hamlets SORT	London Street Rescue	NSNO Assessment Hub	other referral source)	Total
St Mungo's - Rushworth Street	6	7	2	17	18	2	2	8	1		63
Equinox - Joe Richards House					3						3
Salvation Army - David Barker House				1	1					3	5
St Mungo's - Great Guildford Street				1	9						10
St Mungo's - Grange Road					6		1				7
Total	6	7	2	19	37	2	3	8	1	3	88

8) Departures - destination on departure

Departure actions by destination on departure



Base: 84

Destination categories on CHAIN	Chart category	Colour
Care home, Clearing House/RSI, Home area, Hospital - long term, LA tenancy (general needs), Long-term accommodation, Previous home, Private rented sector - independent, Private rented sector - supported, RSL tenancy (general needs), Sheltered Housing, Supported Housing	Mid to long term accommodation	
Bed & Breakfast, Detox clinic, Hostel, Hostel - another organisation, Hostel - within the organisation, Rehab clinic, Temporary accommodation, Psychiatric hospital, Hospital - NOT long term/acute care	Transfer	
Not known, Sleeping rough/returned to streets, Taken into custody	Negative	
Died, Outside London, Staying with family, Staying with friends	Other	

Destination on departure from temporary accommodation	Number	%
Accomm where client is owner	0	0%
Bed & Breakfast	4	5%
Care home	0	0%
Clearing House/RSI	2	2%
Detox clinic	1	1%
Hospital - long term	2	2%
Hospital - NOT long term/acute care	0	0%
Hostel	0	0%
Hostel - another organisation	14	16%
Hostel - within the organisation	14	16%
LA tenancy (general needs)	1	1%
Long-term accommodation	0	0%
Not known	19	22%
Outside London	0	0%
Previous home (describe type of accomm in notes)	1	1%
Private rented sector - independent	2	2%
Rehab clinic	4	5%
Returned to home country (CEE)	0	0%
Returned to home country (non CEE)	1	1%
RSL tenancy (general needs)	0	0%
Sheltered Housing	0	0%
Sleeping rough/Returned to streets	3	4%
Staying with family	3	4%
Staying with friends	2	2%
Supported Housing	4	5%
Taken into custody	8	9%
Total	85	100%

82 people departed from accommodation in Southwark this year. These 82 people had 85 departure actions. This indicates that an individual can depart from more than once (at the same accommodation project or different) in a period.

33% of people left accommodation to move to another hostel. This is lower than the previous three periods: Jul-Sept, 45%; Oct-Dec, 51%; Jan-Mar, 51%.

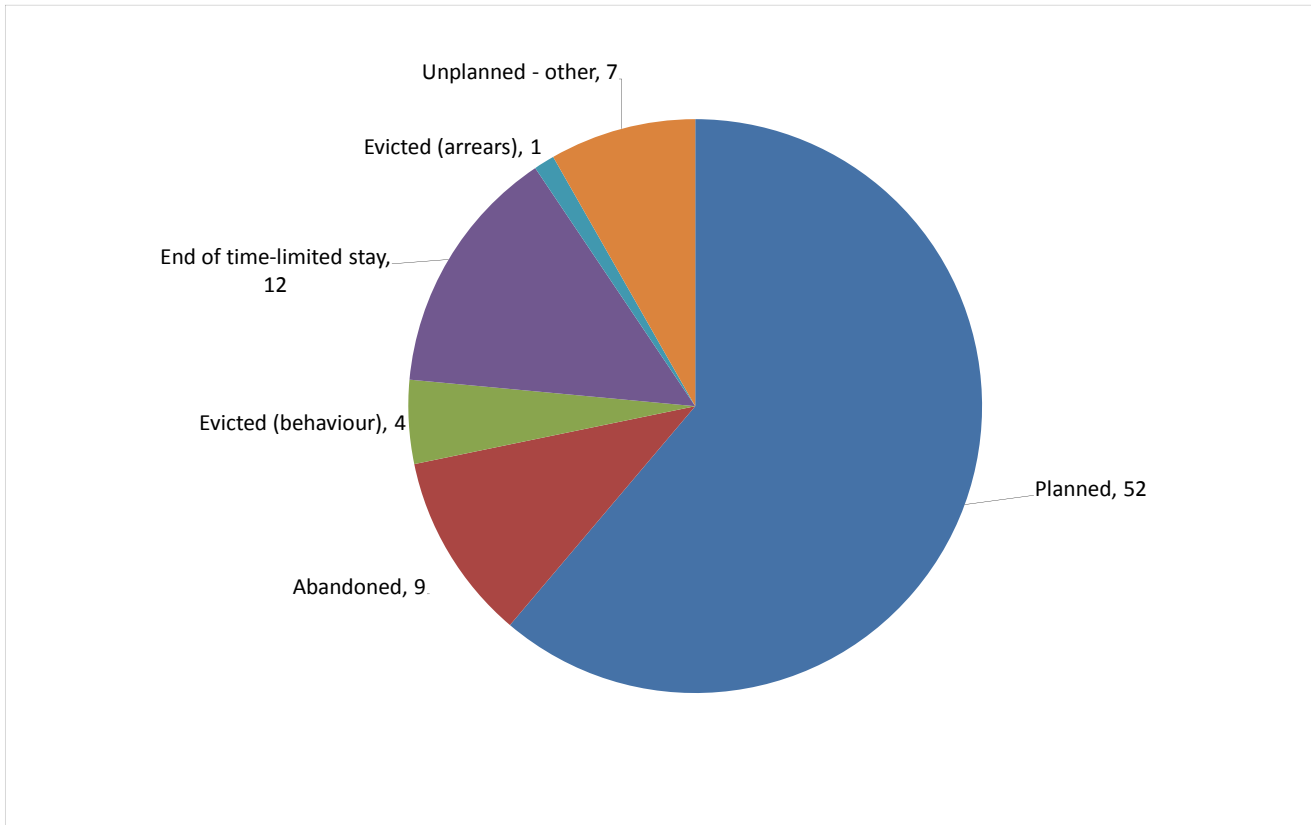
14% of people left accommodation to move to mid to long-term accommodation. This is consistent with previous quarters, and with the proportion across all boroughs this quarter.

Breakdown by accommodation

Destination Accommodation	Bed & Breakfast	Clearing House/RSI	Detox clinic	Hospital - long term	Hostel - another organisation	Hostel - within the organisation	LA tenancy (general needs)	Not known	Previous home (describe type of)	Private rented sector -	Rehab clinic	Returned to home country (Non CEE)	Sleeping rough/Returned	Staying with family	Staying with friends	Supported Housing	Taken into custody	Total
St Mungo's - Rushworth Street	3		1	2	14	14		13	1	2	1	1	2	2	1	3	3	63
Equinox - Joe Richards House											1				1			2
Salvation Army - David Barker House	1	2						1										4
St Mungo's - Great Guildford Street								3			2		1			1	5	12
St Mungo's - Grange Road							1	2						1				4
Total	4	2	1	2	14	14	1	19	1	2	4	1	3	3	2	4	8	85

9) Departures - reason for leaving

Departures by whether or not the departure was planned or unplanned



Base: 85

82 people departed from accommodation in Southwark this year. These 82 people had 85 departure actions. This indicates that an individual can depart more than once (from the same accommodation project or different) in a period.

The number of people departing and departures is lower than previous quarters: Jul-Sept, 103; Jan-Mar, 100.

61% of departures were due to a planned move.

11% of departures were due to abandonments.

6% of departures were due to evictions.

This is similar to previous quarters and consistent with the proportion across all boroughs this quarter."

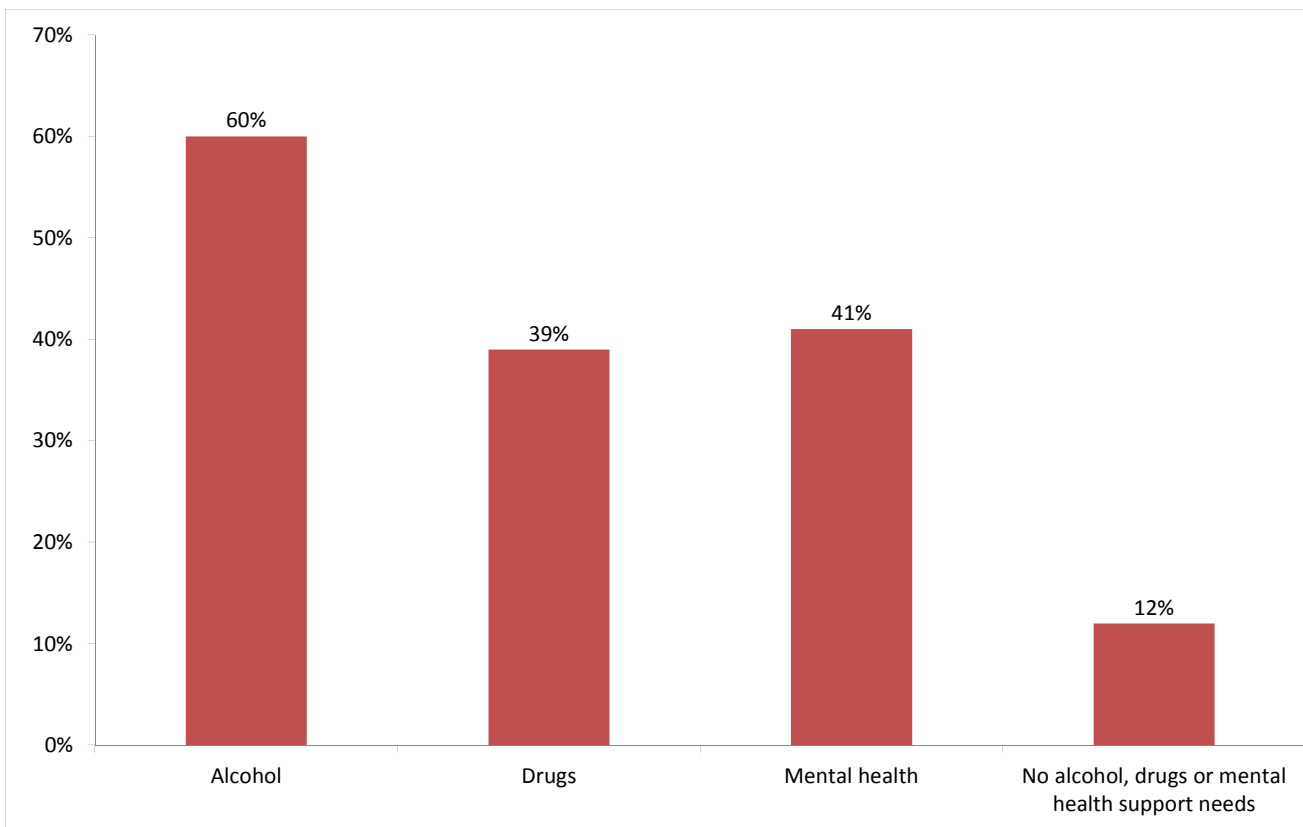
Breakdown by accommodation

Planned/Unplanned Accommodation	Planned	Abandoned	Evicted (behaviour)	End of time- limited stay	Evicted (arrears)	Unplanned - other	Total
St Mungo's - Rushworth Street	43	3	2	12		3	63
Equinox - Joe Richards House	1		1				2
Salvation Army - David Barker House	3	1					4
St Mungo's - Great Guildford Street	3	3	1		1	4	12
St Mungo's - Grange Road	2	2					4
Total	52	9	4	12	1	7	85

Client Support Needs/Institutional History

10) Support needs

People contacted by outreach or BBS teams and/or arriving in accommodation in the quarter by support needs



Base: 200 Note that the base figure for this graph excludes clients where all 3 support needs are not known or not recorded (81).

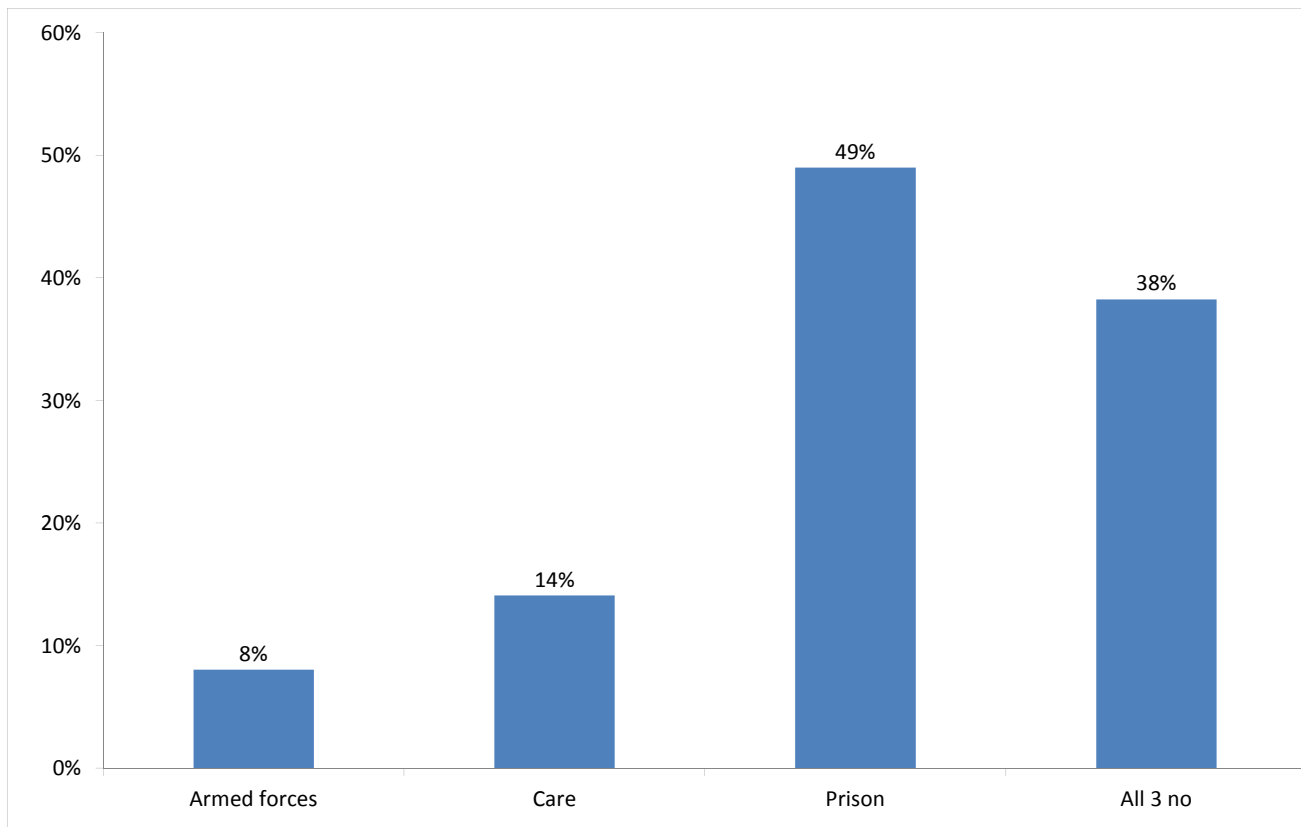
Support Needs	No. of people	%
Alcohol only	45	16%
Drugs only	17	6%
Mental health only	19	7%
Alcohol and drugs	26	9%
Alcohol and mental health	28	10%
Drugs and mental health	14	5%
Alcohol, drugs and mental health	21	7%
All 3 no	24	9%
All 3 not known or not assessed	81	29%
All 3 no, not known or not assessed	6	2%
Total	281	100%

The proportion of people with a mental health support need is higher than previous quarters: Jul-Sept, 33%; Oct-Dec, 34%; Jan-Mar, 31%.

The proportion of people contacted in Southwark with all support needs is consistent with the proportion across all boroughs this quarter.

11) Experience of armed forces, care and prison

People contacted by outreach or BBS teams and/or arriving in accommodation in the quarter by experience of the armed forces, care or prison



Base: 149 Note that the base figure for this graph excludes clients where all 3 institutional histories are not known.

12 people contacted in Southwark this quarter have previously been in the armed forces (6 last quarter).

Nationality	Number	% of people seen rough sleeping
UK	6	5%
Ireland (Republic of)	1	1%
CEE	5	4%
Total	7	6%

21 people contacted in Southwark this quarter have previously been in care (20 last quarter).

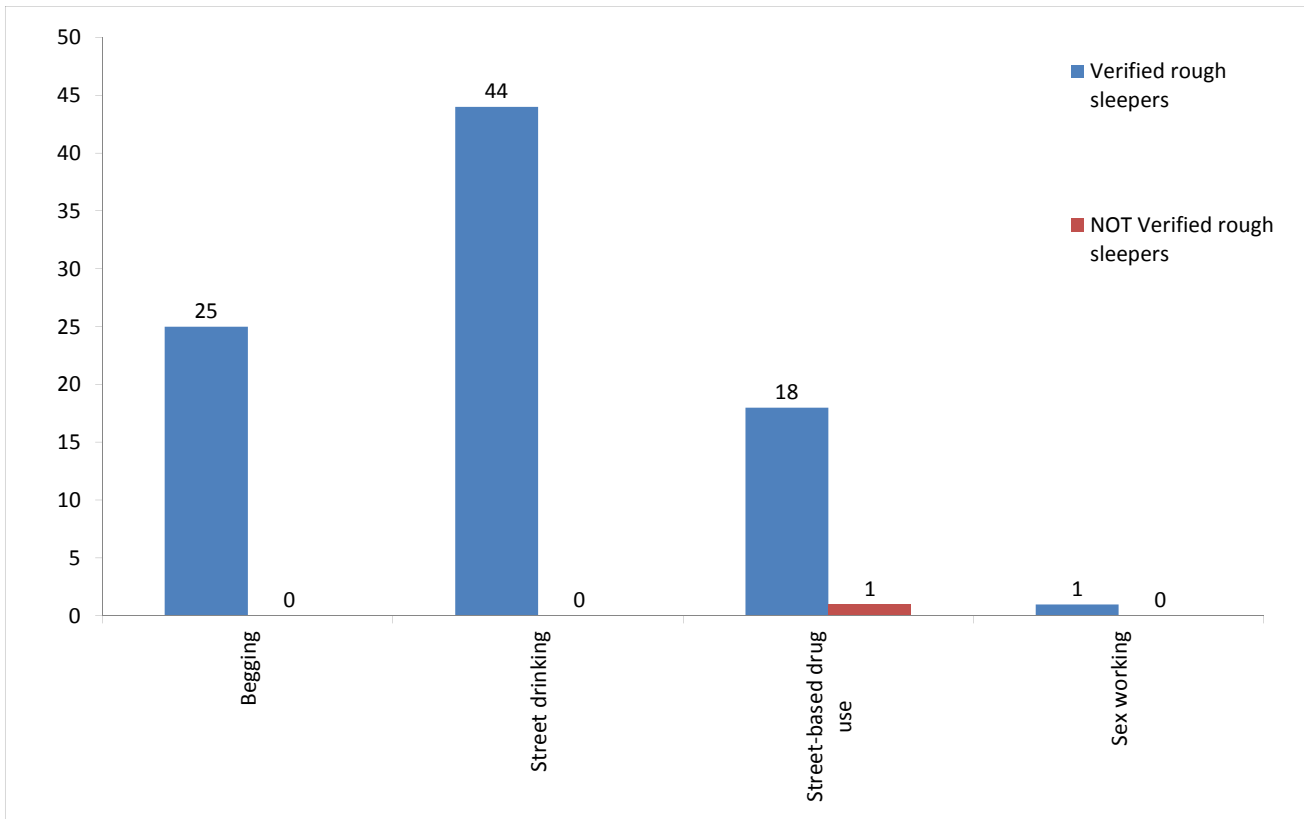
73 people contacted in Southwark this quarter have previously been in prison (58 last quarter).

It is possible for someone contacted to have previous experience of more than one institution and so be included in more than one of the above figures. 16 people contacted in the year have been in care and prison.

The proportion of people contacted in Southwark with previous experience of the armed forces, care or prison is consistent with previous quarters, and with the proportion across all boroughs this quarter.

12) Street activity

Street population (people who rough sleep and/or engage in a street lifestyle) contacted by outreach who fall into one or more of the street activity categories on CHAIN



Base for verified rough sleepers: 62

Base for people not verified as rough sleepers: 1

Of the 225 verified rough sleepers contacted this quarter, 62 (28%) have been assessed as engaging in one or more street activities.

Some of these people contacted this quarter have been seen engaging in more than one type of street activity at some point.

In addition to the 225 verified rough sleepers contacted in the quarter by outreach or BBS teams, 12 people who are considered vulnerable but have not been seen rough sleeping were also contacted. Of these:

4 were recorded as having arrived at accommodation reporting to CHAIN.