



CHAIN
Quarterly Report for
Camden
July - September 2011



CHAIN Quarterly report for Camden

1st July to 30th September 2011

Contents

Outreach Work

1) Rough sleeping

People seen by outreach or building based (BBS) teams in the quarter - rough sleeping or contacted either on the streets or in services

2) Rough sleeping volume

People seen rough sleeping by number of bedded down contacts during the quarter

3) Nationality of rough sleepers

People seen rough sleeping by outreach or BBS teams during the quarter.

4) People contacted by month

People seen rough sleeping by outreach or building based (BBS) teams by month

5) No booking into accommodation events

People contacted in the quarter with no accommodation events (booking or referrals) by any outreach or BBS team, by total number of street contacts recorded on CHAIN

6) Booking into accommodation and reconnection events

Outreach accommodation (bookings and referrals) and reconnection events achieved in the quarter by type of accommodation

Hostels, assessment centres, rolling shelters and second stage accommodation

7) Arrivals

Temporary accommodation arrivals by accommodation project and source of referral.

8) Departures - destination on departure

Departure actions by destination on departure

9) Departures - reason for leaving

Departures by whether or not the departure was planned or unplanned

Support needs and institutional history

10) Support needs

People contacted by outreach or BBS teams and/or arriving in accommodation in the quarter by support needs

11) Experience of armed forces, care and prison

People contacted by outreach or BBS teams and/or arriving in accommodation in the quarter by experience of the armed forces, care or prison

Wider street population

12) Street activity

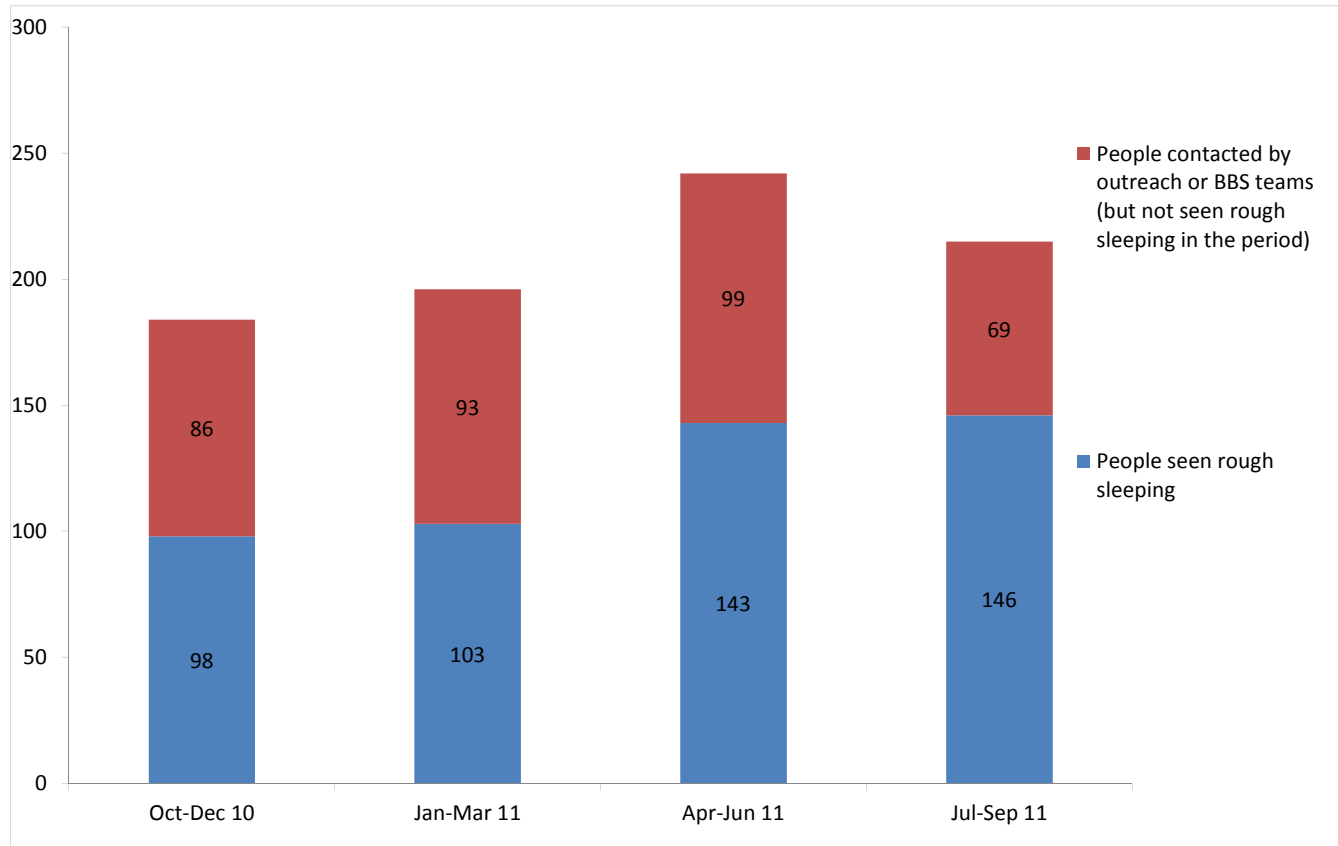
Street population (people who rough sleep and/or engage in a street lifestyle) contacted by outreach who fall into one or more of the street activity categories on CHAIN

CHAIN Quarterly report for Camden

Outreach Work

1) Rough sleeping

People seen by outreach or building based (BBS) teams in the quarter - rough sleeping or contacted either on the streets or in services



Oct-Dec 2010 base: 184
Jan-Mar 2011 base: 196
Apr-Jun 2011 base: 242
Jul-Sep 2011 base: 215

215 verified rough sleepers were contacted by services in Camden during the quarter. This is a decrease from 242 last quarter and an increase compared to 183 in the same quarter last year.

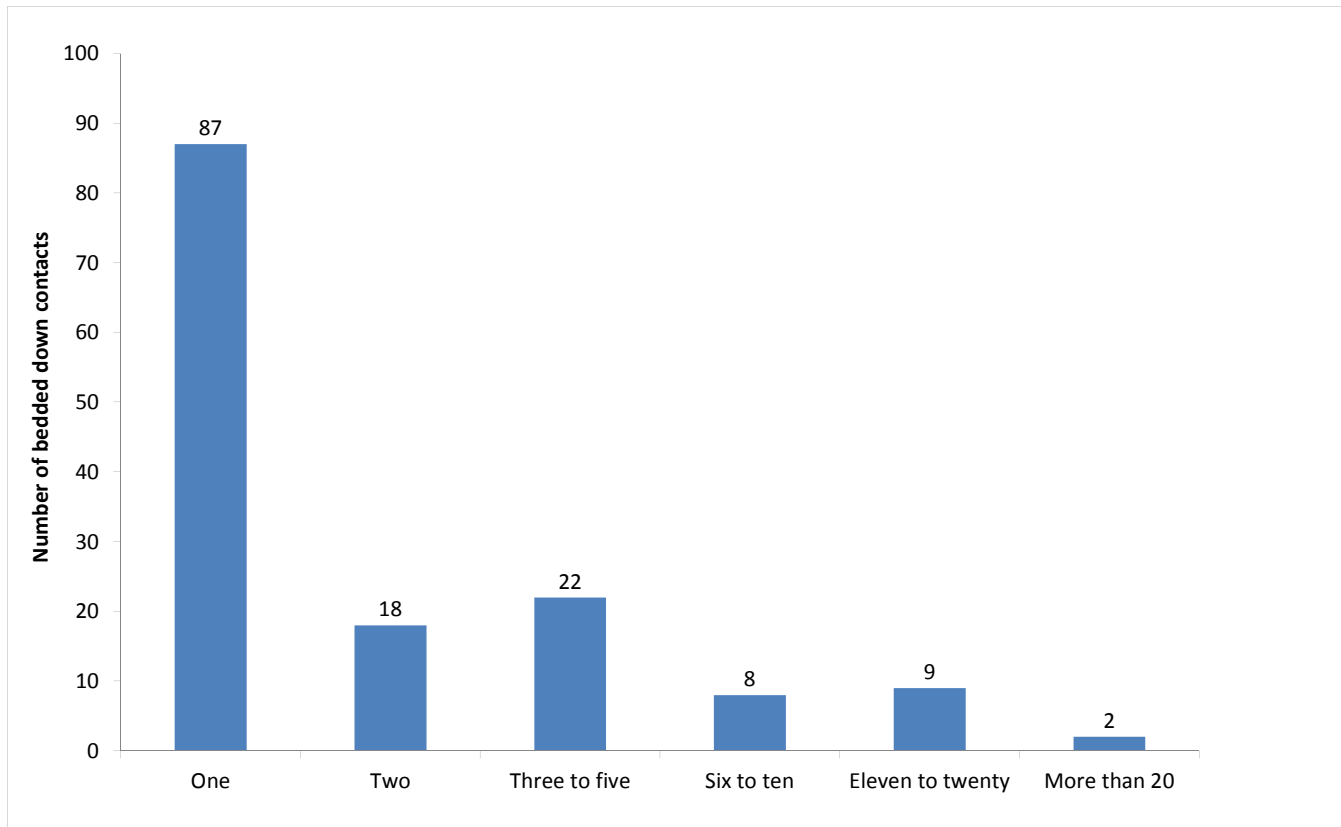
Of these 215, 146 had a bedded down street contact in the quarter and so were known to have slept rough in Camden during the quarter.

In the same period last year, 98 people were seen sleeping rough.

53 people were seen rough sleeping for the first time this quarter (flow). This compares to 75 in the previous quarter, a decrease of 29%.

2) Rough sleeping volume

People seen rough sleeping by number of bedded down contacts during the quarter



Base: 146

Of the 146 people seen rough sleeping this quarter, 87 only had a single bedded down street contact.

Of the 146 people seen bedded down, 10 were from CEE countries and seen only once during the period.

NB CEE nationals often cannot be offered the same service as other people due to benefit restrictions.

3) Nationality of rough sleepers

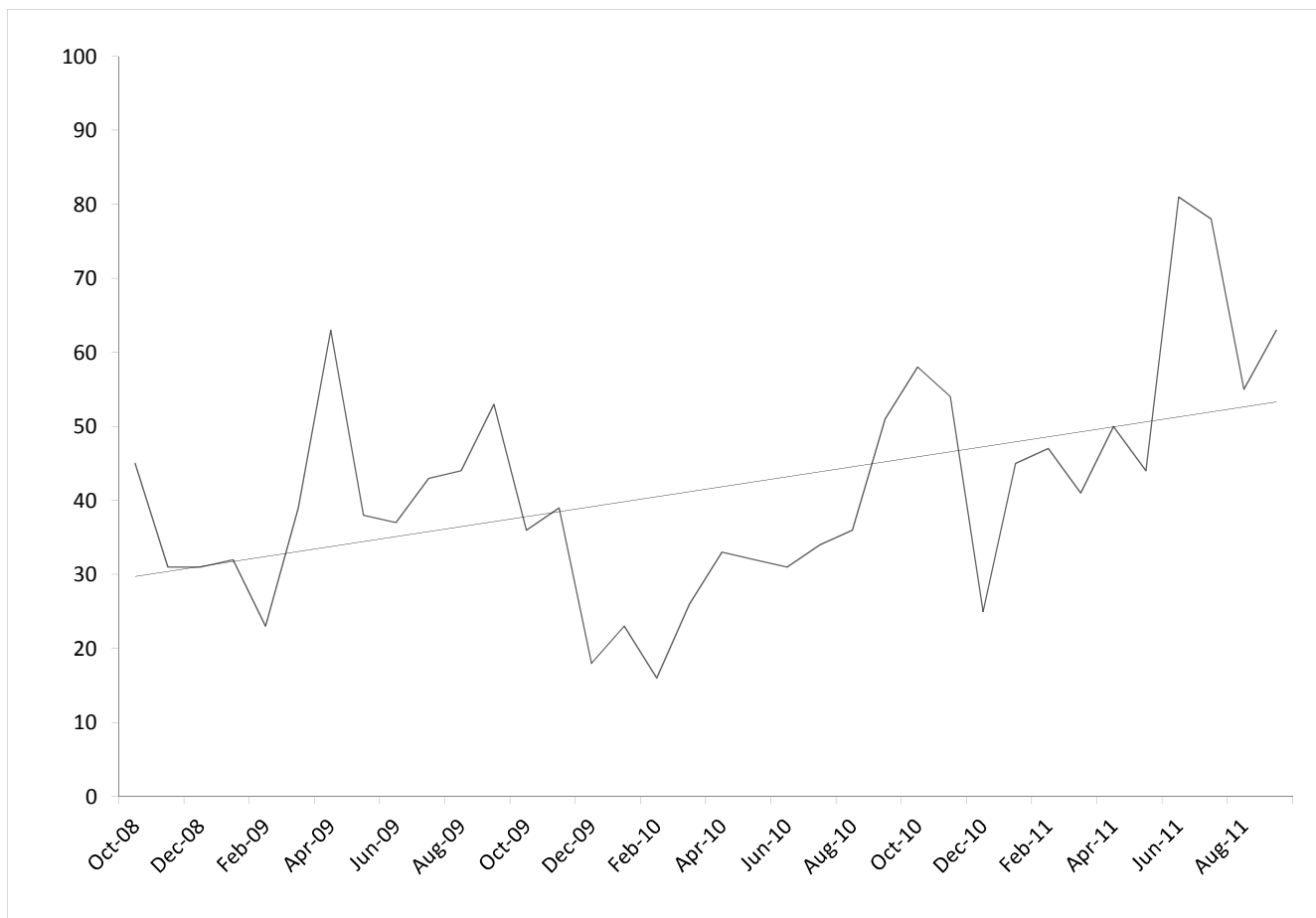
People seen rough sleeping by outreach or BBS teams during the quarter.

Nationality	Oct-Dec	%	Jan-Mar	%	Apr - Jun	%	Jul - Sep	%
UK	52	61%	49	53%	84	63%	77	55%
Ireland (Republic of)	0	0%	5	5%	6	5%	10	7%
Portugal	2	2%	1	1%	0	0%	1	1%
Bulgaria	0	0%	0	0%	0	0%	1	1%
Czech Republic	0	0%	4	4%	1	1%	1	1%
Estonia	0	0%	0	0%	0	0%	0	0%
Hungary	0	0%	0	0%	1	1%	1	1%
Latvia	1	1%	2	2%	9	7%	7	5%
Lithuania	2	2%	4	4%	1	1%	0	0%
Poland	13	15%	15	16%	15	11%	19	14%
Romania	3	4%	1	1%	3	2%	1	1%
Slovenia	0	0%	0	0%	0	0%	0	0%
Slovakia	3	4%	1	1%	1	1%	0	0%
Central and East European (CEE) sub-total	22	26%	27	29%	31	23%	30	22%
other Europe	1	1%	7	8%	8	6%	10	7%
Eritrea	1	1%	0	0%	0	0%	0	0%
Africa	3	4%	3	3%	3	2%	2	1%
America	1	1%	0	0%	0	0%	1	1%
Asia	3	4%	1	1%	1	1%	8	6%
Australasia	0	0%	0	0%	0	0%	0	0%
<i>Missing</i>	<i>11</i>		<i>6</i>		<i>5</i>		<i>4</i>	
<i>Not known</i>	<i>2</i>		<i>4</i>		<i>5</i>		<i>3</i>	
Total	98		103		143		146	
Total**	85		93		133		139	

Base: 139 Note that the base figure for this graph excludes clients where the nationality is missing or not known (7).

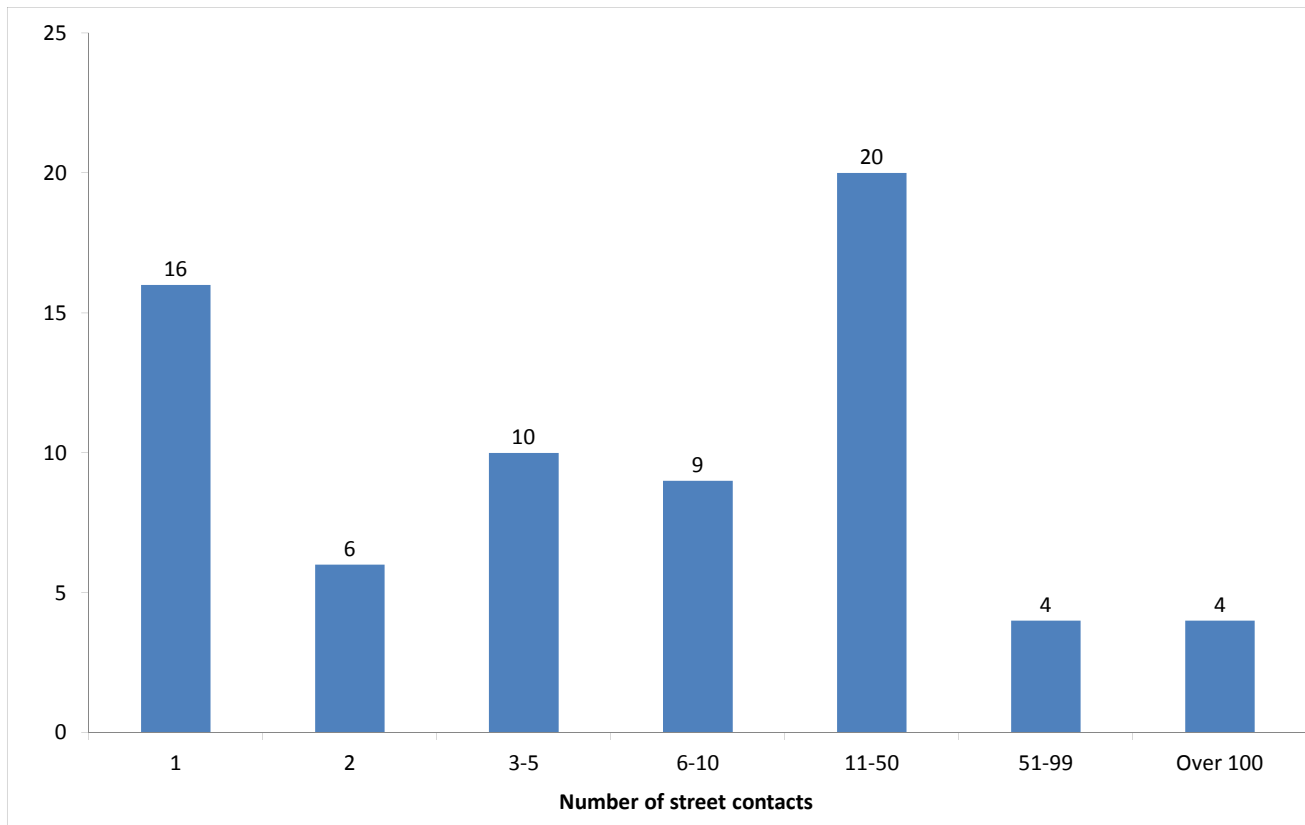
4) People contacted by month

People seen rough sleeping by outreach or building based (BBS) teams by month



5) No booking into accommodation events

People contacted in the quarter with no accommodation events (booking or referrals) by any outreach or BBS team, by total number of street contacts recorded on CHAIN



Base: 69

69 (32%) verified rough sleepers contacted across Camden this quarter have never had a booking in action recorded on CHAIN. This has decreased slightly from 84 (35%) in the previous period.

59 of these people have slept rough in the quarter, which is 40% of all people sleeping rough this quarter.

16 (23%) of the people who have never had a booking in action recorded on CHAIN have only ever had 1 street contact recorded.

4 (6%) people in Camden have never had a booking in action despite having over 100 street contacts. This is higher than previous quarters (Oct-Dec 2010:1, Jan-Mar 2011:2, Apr-Jun 2011:3).

6) Booking into accommodation and reconnection events

Outreach accommodation (bookings and referrals) and reconnection events achieved in the quarter by type of accommodation

Accommodation type	Apr-Jun 11	%	Jul-Sep 11	%
Assessment centre	0	0%	1	6%
Bed & breakfast	0	0%	0	0%
Clinic/Detox/Rehab	0	0%	0	0%
Night Centre	0	0%	0	0%
Rolling shelter	3	12%	3	19%
Hostel	20	80%	10	63%
Other temporary	0	0%	0	0%
Second-stage accommodation	0	0%	0	0%
St Mungo's complex needs	0	0%	0	0%
St Mungo's semi-independent	0	0%	0	0%
Clearing House/RSI	0	0%	0	0%
LA tenancy (general needs)	0	0%	0	0%
Private rented sector	0	0%	0	0%
Private rented sector - independent	0	0%	0	0%
Private rented sector - with some floating support/support	1	4%	0	0%
RSL tenancy (general needs)	0	0%	0	0%
Sheltered housing	0	0%	0	0%
Supported housing	0	0%	0	0%
Other long-term accommodation	0	0%	0	0%
Bookings into accommodation total	24	96%	14	88%
Return to home area	1	4%	2	13%
Seeking work	0	0%	0	0%
Move to area for friends/family	0	0%	1	6%
Move to area with appropriate services	0	0%	1	6%
Other	0	0%	0	0%
Reconnections total	1	4%	2	13%
TOTAL	25	100%	16	100%

Outreach and BBS teams across Camden succeeded in reconnecting or booking into accommodation 22 people, 10% of the 215 people contacted during the quarter.

This is a slightly higher proportion compared to last quarter - 14 people, 6% of the 242 people contacted.

22 people had a total of 24 booking in events. This indicates that individuals can be booked into accommodation (the same type or different) more than once in the quarter.

1 person was booked into long-term accommodation (nobody last quarter).

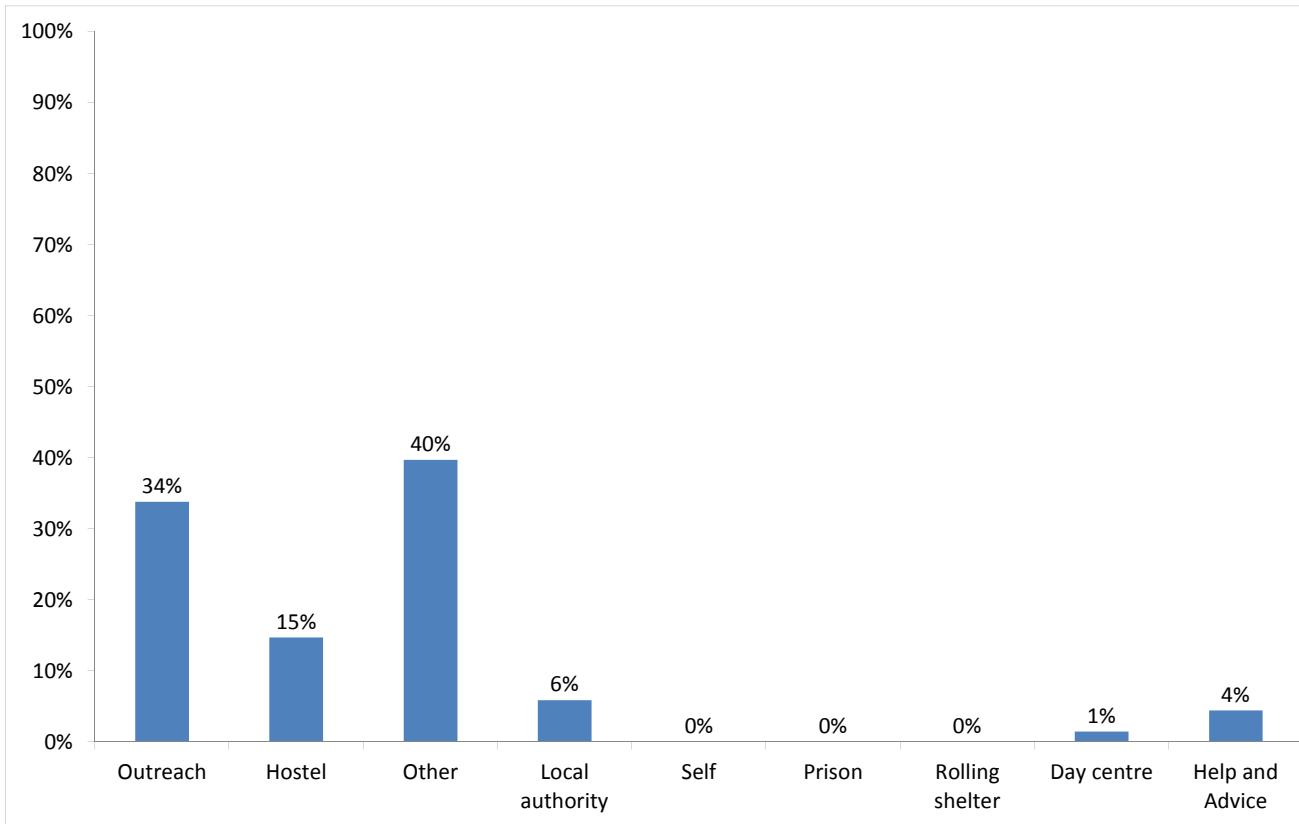
19 people were booked into hostel accommodation. This is higher than previous periods (Oct-Dec 2010: 13, Jan-Mar 2011: 14, Apr-Jun 2011: 9).

Outreach and BBS teams across Camden achieved a confirmed reconnection with 1 person they contacted this quarter.

Temporary Accommodation: hostels, assessment centres, rolling shelters and second stage

7) Arrivals

Temporary accommodation arrivals by accommodation project and source of referral.



Base: 68

68 people arrived at accommodation in Camden this year. These 68 people had 68 arrival actions.

The numbers of people arriving are higher than previous periods (Oct-Dec 2010: 14, Jan-Mar 2011: 19, Apr-Jun 2011: 16).

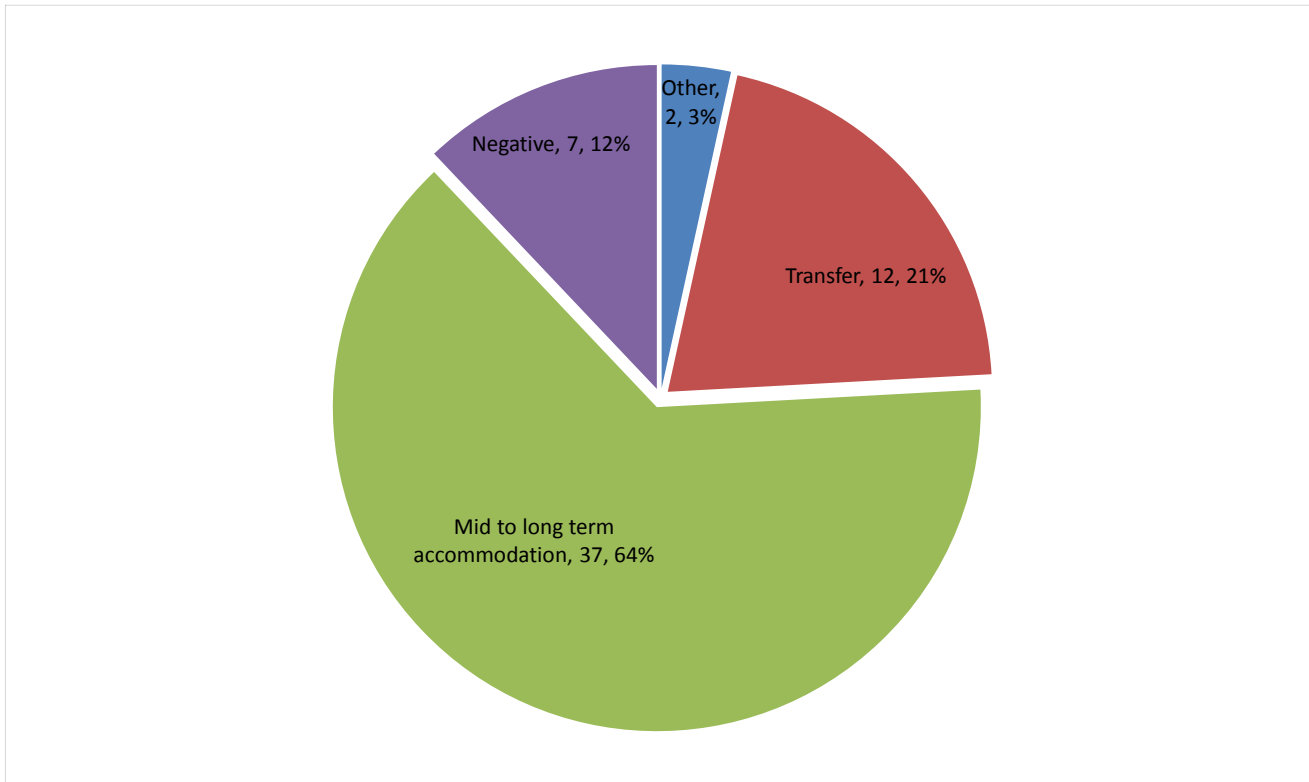
The proportion of arrivals to accommodation in Camden that were referred by outreach or BBS teams and other accommodation projects is higher than previous quarters due to the referrals made through the NSNO hub to hostels in Camden.

Breakdown by accommodation:

Source of referral → Accommodation ↓	BBS - CSTM	CSTM - Advice & Housing	BBS - Passage	The Passage - Day Centre	Westminster SPOT	CRI - Camden	Heathrow Airport Outreach	London Reconnect	NSNO Assessment Hub	Hostel	St Mungo's internal transfer	Local authority	Total
St John of God - Olallo Project	3	3	1	1	3			6	26				43
SHP - Arlington Road										3			3
SHP - Dennis Handfield House						4				2		2	8
SHP - 165 Project						1				1			2
Salvation Army - Cambria House										1			1
St Mungo's - Birkenhead Street						3			1	2	1	1	8
St Mungo's - Endell Street												1	1
St Mungo's - Endsleigh Gardens						1	1						2
Total	3	3	1	1	3	9	1	6	27	9	1	4	68

8) Departures - destination on departure

Departure actions by destination on departure



Base: 58

Destination categories on CHAIN	Chart category	Colour
Care home, Clearing House/RSI, Home area, Hospital - long term, LA tenancy (general needs), Long-term accommodation, Previous home, Private rented sector - independent, Private rented sector - supported, RSL tenancy (general needs), Sheltered Housing, Supported Housing	Mid to long term accommodation	
Bed & Breakfast, Detox clinic, Hostel, Hostel - another organisation, Hostel - within the organisation, Rehab clinic, Temporary accommodation, Psychiatric hospital, Hospital - NOT long term/acute care	Transfer	
Not known, Sleeping rough/returned to streets, Taken into custody	Negative	
Died, Outside London, Staying with family, Staying with friends	Other	

Destination on departure from temporary accommodation	Number	%
Care home	1	2%
Clearing House/RSI	3	5%
Hostel - another organisation	6	10%
Hostel - within the organisation	6	10%
Not known	5	9%
Private rented sector - independent	1	2%
Returned to home country (CEE)	29	50%
Returned to home country (non CEE)	1	2%
Sleeping rough/Returned to streets	2	3%
Staying with friends	2	3%
Tied accommodation with work	2	3%
Total	58	100%

58 people departed from accommodation in Camden this year. These 58 people had 58 departure actions.

21% of people left accommodation to move to another hostel. This is consistent with the previous three periods.

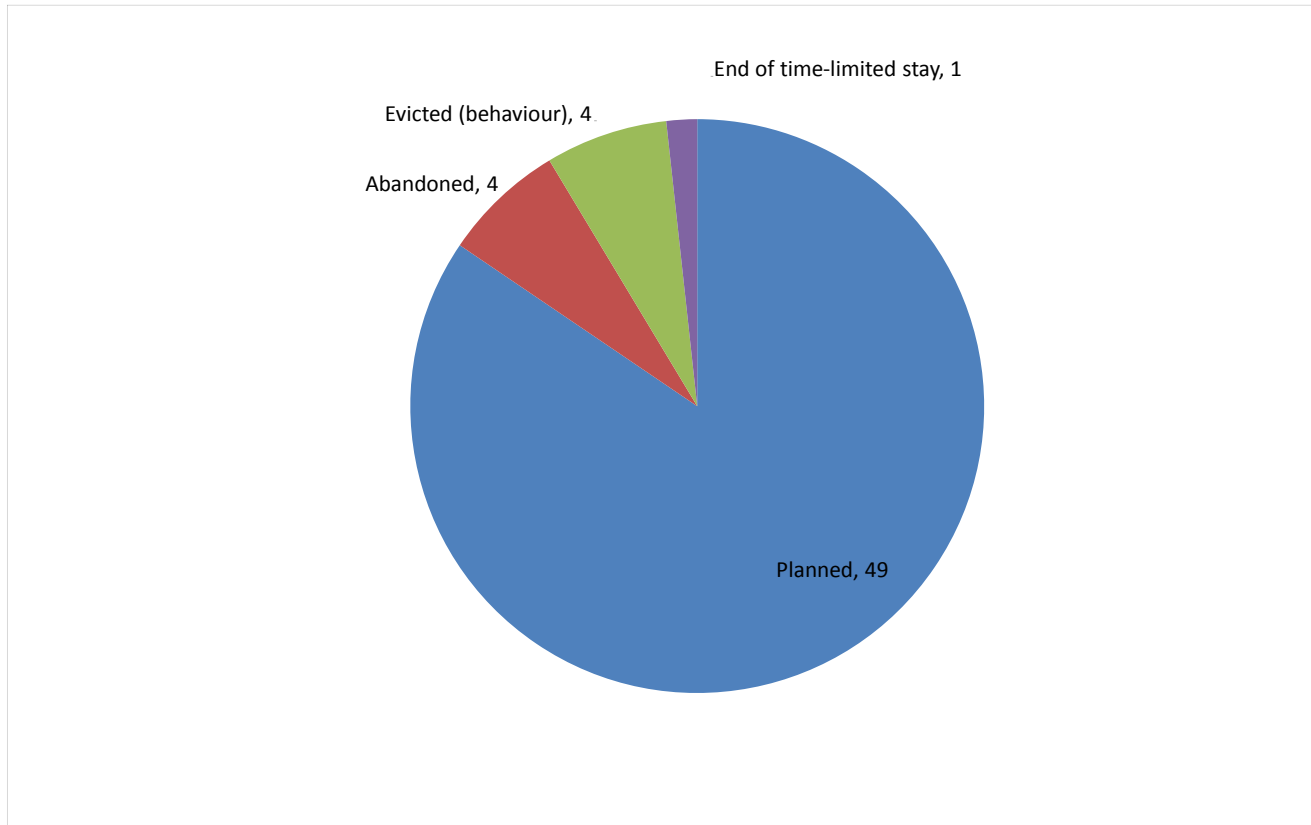
64% of people left accommodation to move to mid to long-term accommodation. This is an increase on the previous three periods due to the NSNO and London Reconnections team assisting with reconnections.

Breakdown by accommodation

Destination Accommodation												Total
	Care home	Clearing House/RSI	Hostel - another organisation	Hostel - within the organisation	Not known	Private rented sector -	Returned to home country (CEE)	Returned to home country (Non CEE)	Sleeping rough/Returned	Staying with friends	Tied accommodation	
St John of God - Olallo Project					4	1	29	1	2	2	2	41
Salvation Army - Cambria House		2										2
SHP - Arlington Road				2	1							3
SHP - 165 Project				1								1
St Mungo's - Birkenhead Street	1	1	2	1								5
St Mungo's - Brecknock Road			1									1
St Mungo's - Endell Street			1	1								2
St Mungo's - Endsleigh Gardens				1								1
St Mungo's - St Pancras Way			2									2
Total	1	3	6	6	5	1	29	1	2	2	2	58

9) Departures - reason for leaving

Departures by whether or not the departure was planned or unplanned



Base: 58

58 people departed from accommodation in Camden this quarter. These 58 people had 58 departure actions.

As with arrivals, the number of people departing and departures is higher than previous quarters.

84% of departures were due to a planned move. This is an increase from the previous three quarters (Oct-Dec: 56%; Jan-Mar:36%; Apr-Jun:46%). 30 of the 49 planned moves were a planned returned to home country (CEE).

7% of departures were due to abandonments. This is consistent with the previous three quarters.

7% of departures were due to evictions. This compares to 27% last quarter.

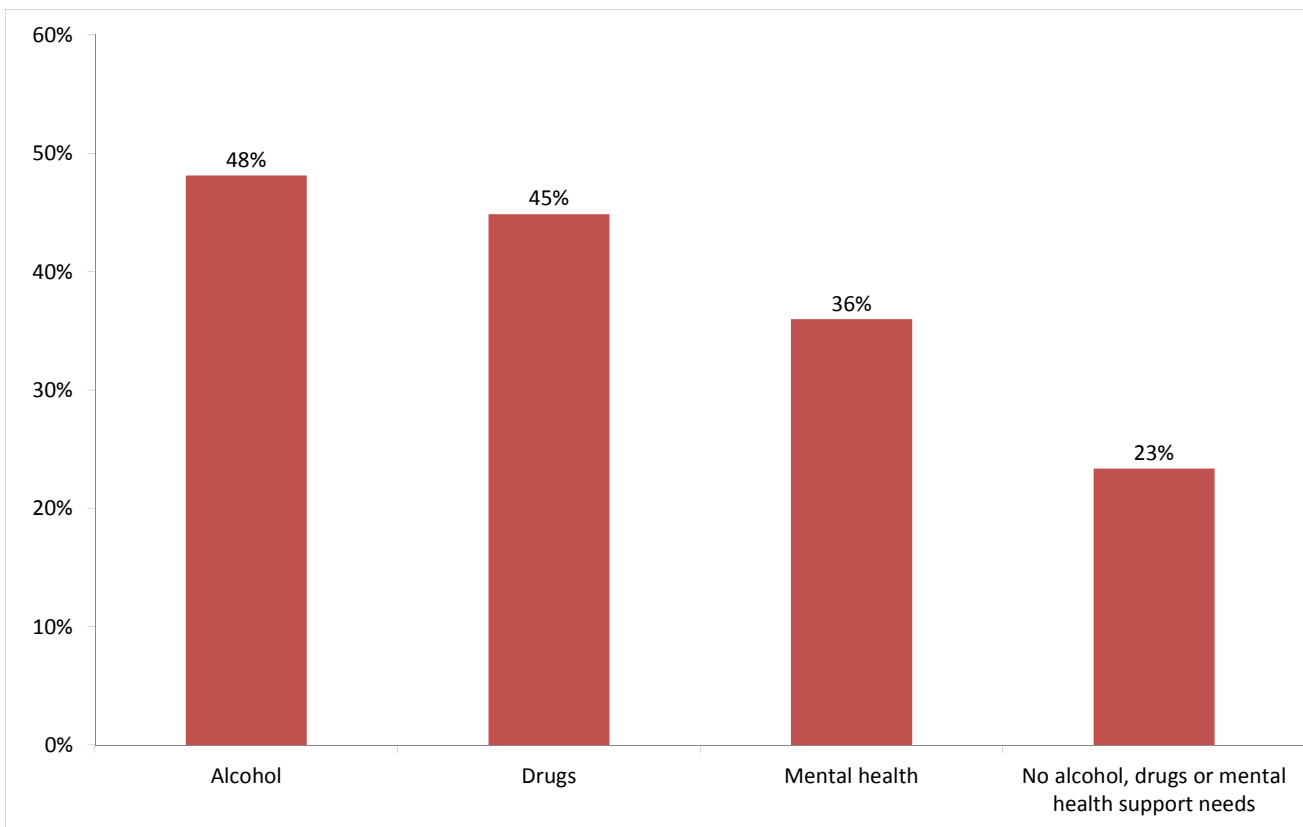
Breakdown by accommodation

Planned/Unplanned Accommodation	Planned	Abandoned	Evicted (behaviour)	End of time- limited stay	Total
St John of God - Olallo Project	34	3	3	1	41
Salvation Army - Cambria House	2				2
SHP - Arlington Road	2	1			3
SHP - 165 Project	1				1
St Mungo's - Birkenhead Street	5				5
St Mungo's - Brecknock Road	1				1
St Mungo's - Endell Street	2				2
St Mungo's - Endsleigh Gardens			1		1
St Mungo's - St Pancras Way	2				2
Total	49	4	4	1	58

Client Support Needs

10) Support needs

People contacted by outreach or BBS teams and/or arriving in accommodation in the quarter by support needs



Base: 214 Note that the base figure for this graph excludes clients where all 3 support needs are not known or not recorded (63).

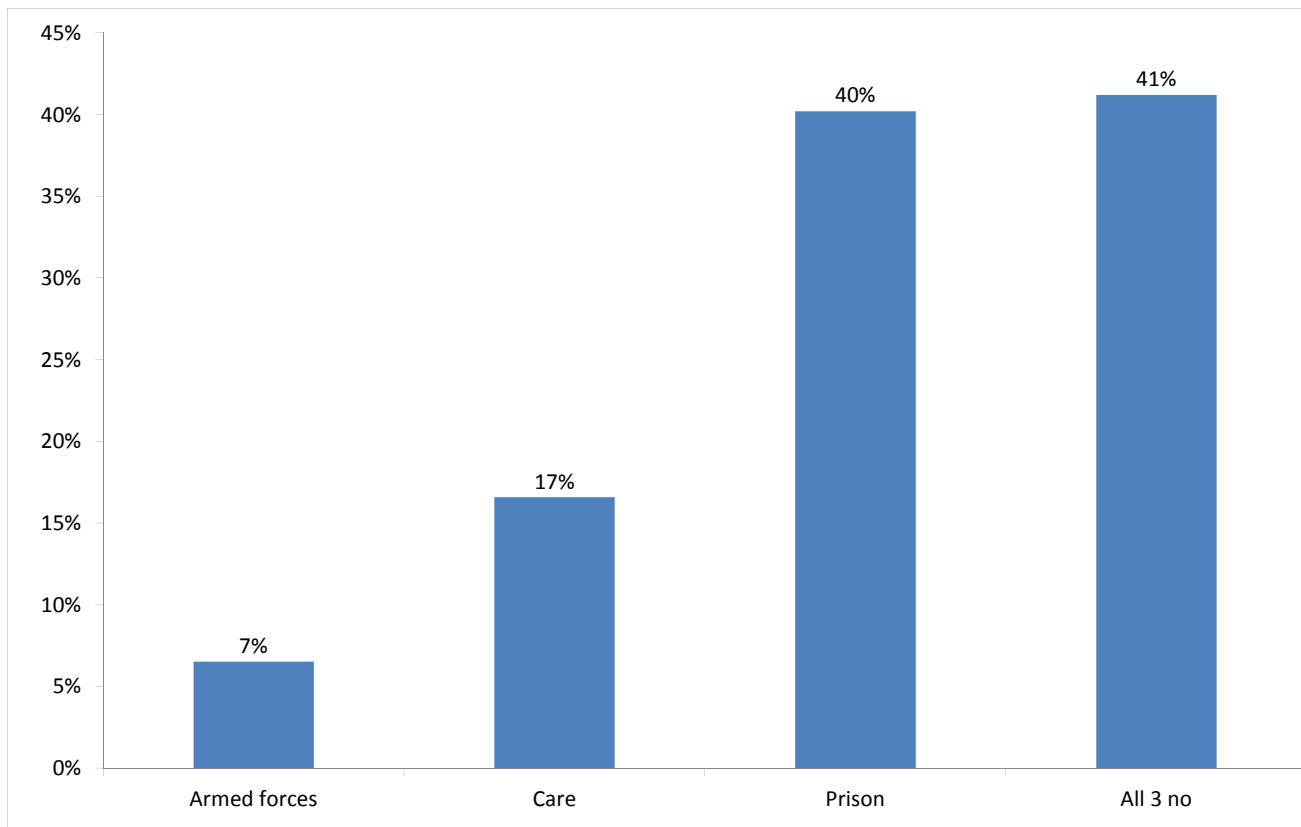
Support Needs	No. of people	%
Alcohol only	31	11%
Drugs only	25	9%
Mental health only	17	6%
Alcohol and drugs	27	10%
Alcohol and mental health	16	6%
Drugs and mental health	15	5%
Alcohol, drugs and mental health	29	10%
All 3 no	50	18%
All 3 not known or not assessed	63	23%
All 3 no, not known or not assessed	4	1%
Total	277	100%

The proportion of people contacted in Camden with an alcohol, drugs or mental health support need is consistent with the previous two periods.

The proportion of people contacted in Camden with a drug support need (45%) is higher than the proportion across all boroughs (36%) this quarter.

11) Experience of armed forces, care and prison

People contacted by outreach or BBS teams and/or arriving in accommodation in the quarter by experience of the armed forces, care or prison



Base: 199 Note that the base figure for this graph excludes clients where all 3 institutional histories are not known.

13 people contacted in Camden this quarter have previously been in the armed forces (11 last quarter).

6 people seen rough sleeping in Camden this quarter have previously been in the armed forces.

Nationality	Number	% of people seen rough sleeping*
UK	2	2%
Non-UK	4	4%
Total	6	6%

33 people contacted in Camden this quarter have previously been in care (27 last quarter).

80 people contacted in Camden this quarter have previously been in prison (79 last quarter).

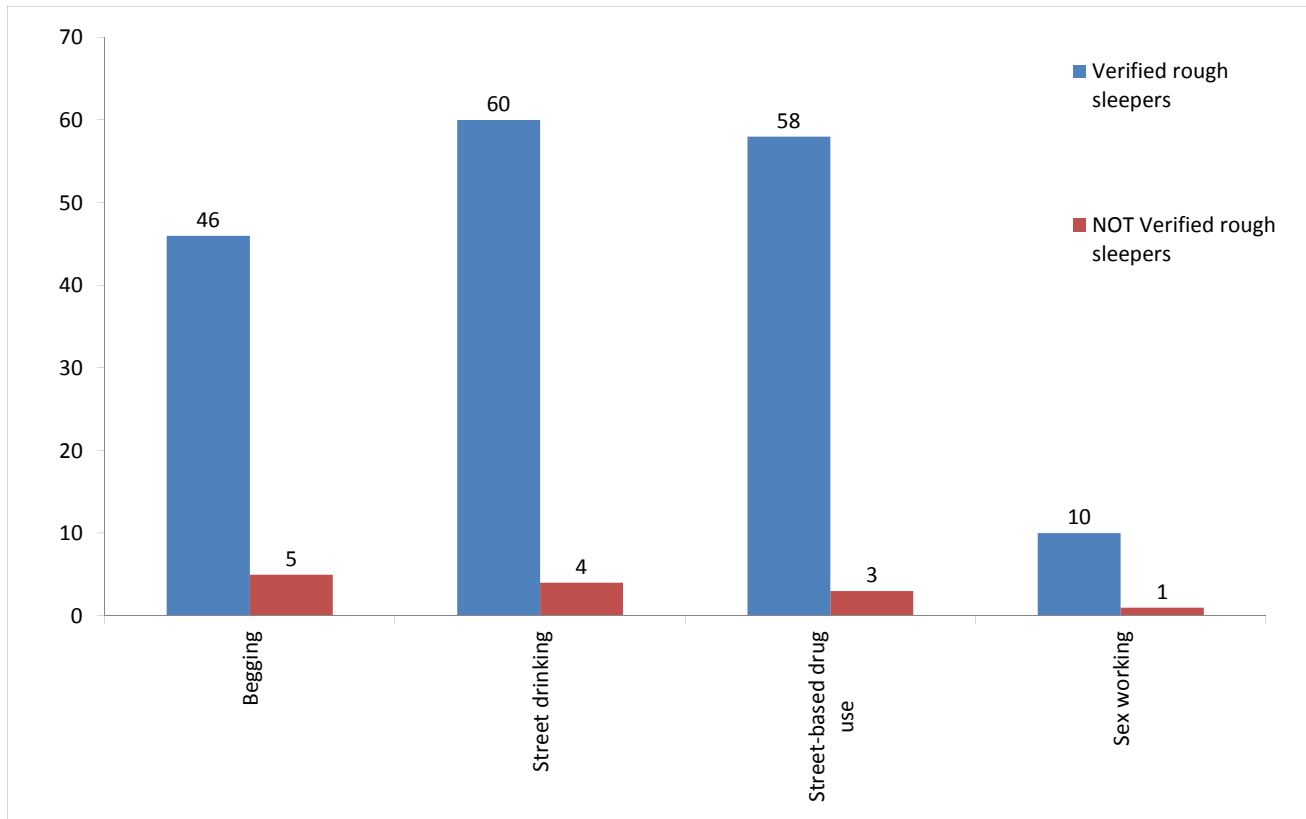
It is possible for someone contacted to have previous experience of more than one institution and so be included in more

The proportion of people contacted in Camden with previous experience of the armed forces, care or prison is consistent with previous periods in the quarter.

*Base: People seen rough sleeping in period who have been assessed for armed forces, care or prison: 103

12) Street activity

Street population (people who rough sleep and/or engage in a street lifestyle) contacted by outreach who fall into one or more of the street activity categories on CHAIN



Base for verified rough sleepers: 102

Base for people not verified as rough sleepers: 27

Of the 215 verified rough sleepers contacted this quarter, 102 (47%) have been assessed as engaging in one or more street activities.

Some of these people contacted this quarter have been seen engaging in more than one type of street activity at some point.

In addition to the 215 verified rough sleepers contacted in the quarter by outreach or BBS teams, 27 people who are considered vulnerable but have not been seen rough sleeping were also contacted. Of these:

1 was booked into accommodation across all boroughs;

8 were recorded as having arrived at accommodation reporting to CHAIN.