



CHAIN
Quarterly Report for
Ealing
July - September 2011



CHAIN Quarterly report for Ealing 1st July to 30th September 2011

Contents

Outreach Work

1) Rough sleeping

People seen by outreach or building based (BBS) teams in the quarter - rough sleeping or contacted either on the streets or in services

2) Rough sleeping volume

People seen rough sleeping by number of bedded down contacts during the quarter

3) Nationality of rough sleepers

People seen rough sleeping by outreach or BBS teams during the quarter.

4) People contacted by month

People seen rough sleeping by outreach or building based (BBS) teams by month

5) No booking into accommodation events

People contacted in the quarter with no accommodation events (booking or referrals) by any outreach or BBS team, by total number of street contacts recorded on CHAIN

6) Booking into accommodation and reconnection events

Outreach accommodation (bookings and referrals) and reconnection events achieved in the quarter by type of accommodation

Hostels, assessment centres, rolling shelters and second stage accommodation

7) Arrivals

Temporary accommodation arrivals by accommodation project and source of referral.

8) Departures - destination on departure

Departure actions by destination on departure

9) Departures - reason for leaving

Departures by whether or not the departure was planned or unplanned

Support needs and institutional history.

10) Support needs

People contacted by outreach or BBS teams and/or arriving in accommodation in the quarter by support needs

11) Experience of armed forces, care and prison

People contacted by outreach or BBS teams and/or arriving in accommodation in the quarter by experience of the armed forces, care or prison

Wider street population

12) Street activity

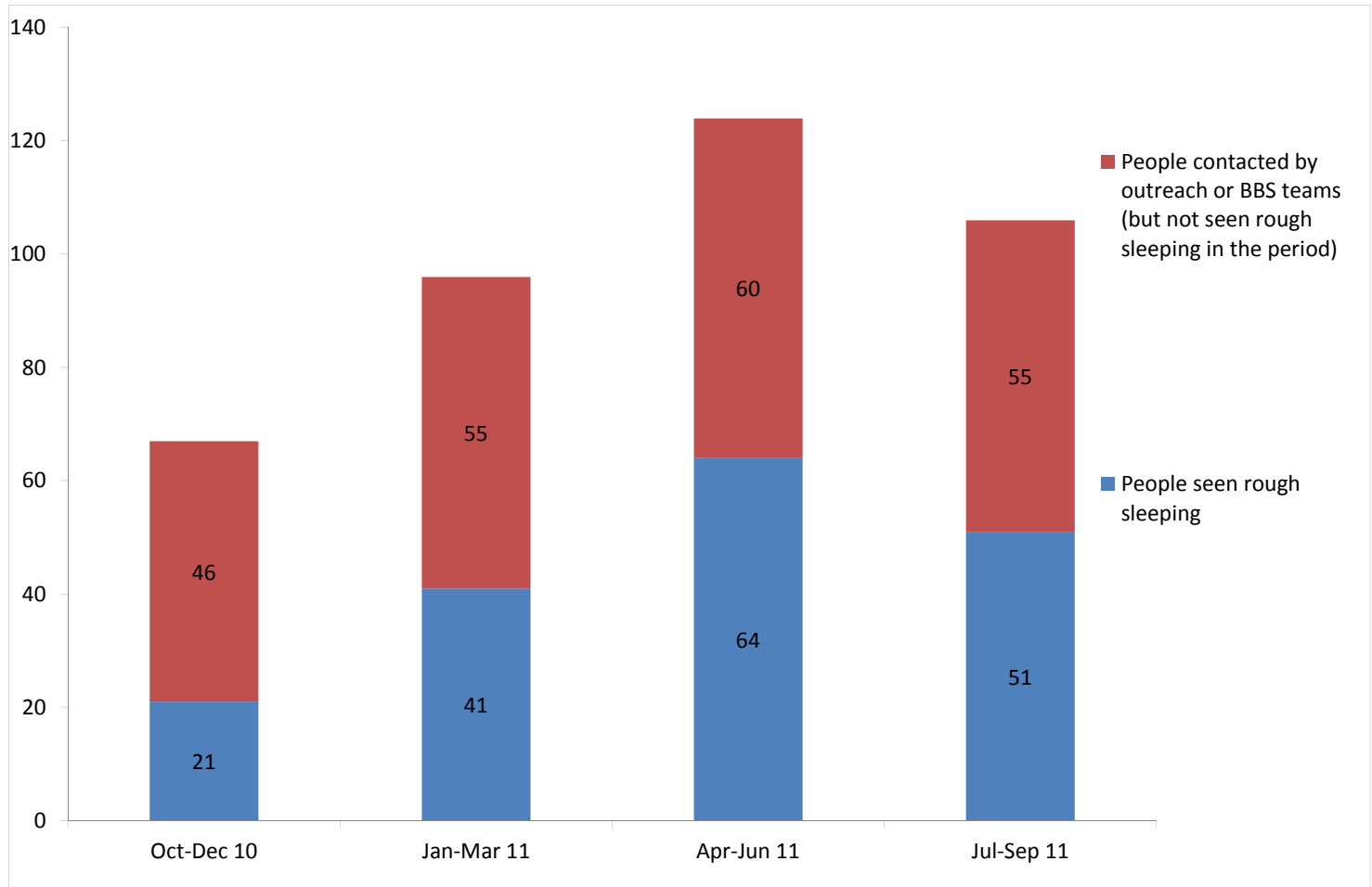
Street population (people who rough sleep and/or engage in a street lifestyle) contacted by outreach who fall into one or more of the street activity categories on CHAIN

CHAIN Quarterly report for Ealing

Outreach Work

1) Rough sleeping

People seen by outreach or building based (BBS) teams in the quarter - rough sleeping or contacted either on the streets or in services



Oct-Dec 10 base: 67
Jan-Mar 11 base: 96
Apr-Jun 11 base: 124
Jul-Sep 11 base: 106

106 verified rough sleepers were contacted by services in Ealing during the quarter. This is a decrease from 124 last quarter and compares to 74 in the same quarter last year.

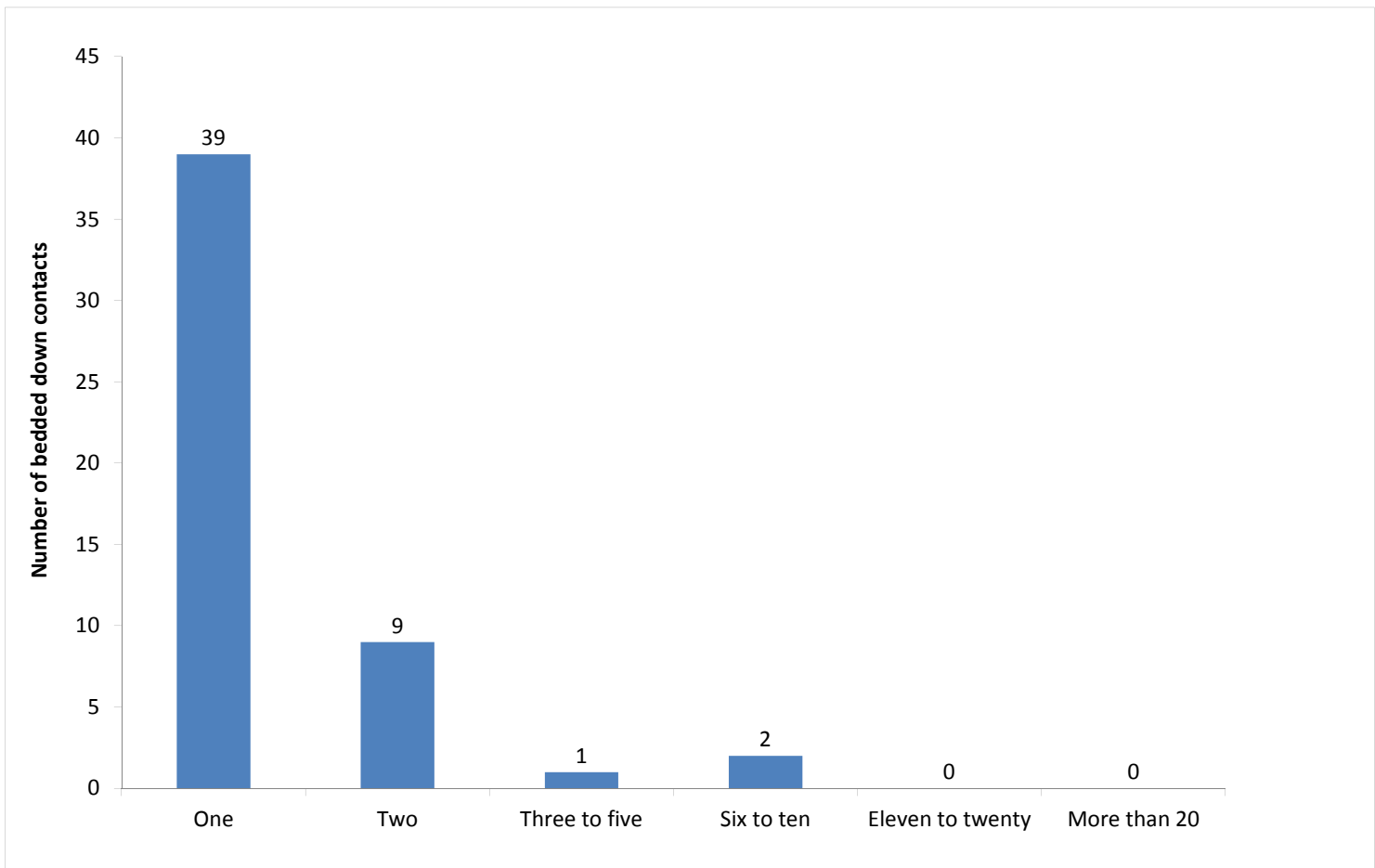
Of these 106, 51 had a bedded down street contact in the quarter and so were known to have slept rough in Ealing during the quarter. The number sleeping rough this quarter has decreased by 20%.

In the same period last year, 26 people were seen sleeping rough.

29 people were seen rough sleeping for the first time this quarter (flow). This compares to 46 in the previous quarter, a decrease of 37%.

2) Rough sleeping volume

People seen rough sleeping by number of bedded down contacts during the quarter



Base: 51

Of the 51 people seen rough sleeping this quarter, 39 only had a single bedded down street contact.

Of the 51 people seen bedded down, 10 were from CEE countries and seen only once during the period.

NB CEE nationals often cannot be offered the same service as other people due to benefit restrictions.

3) Nationality of rough sleepers

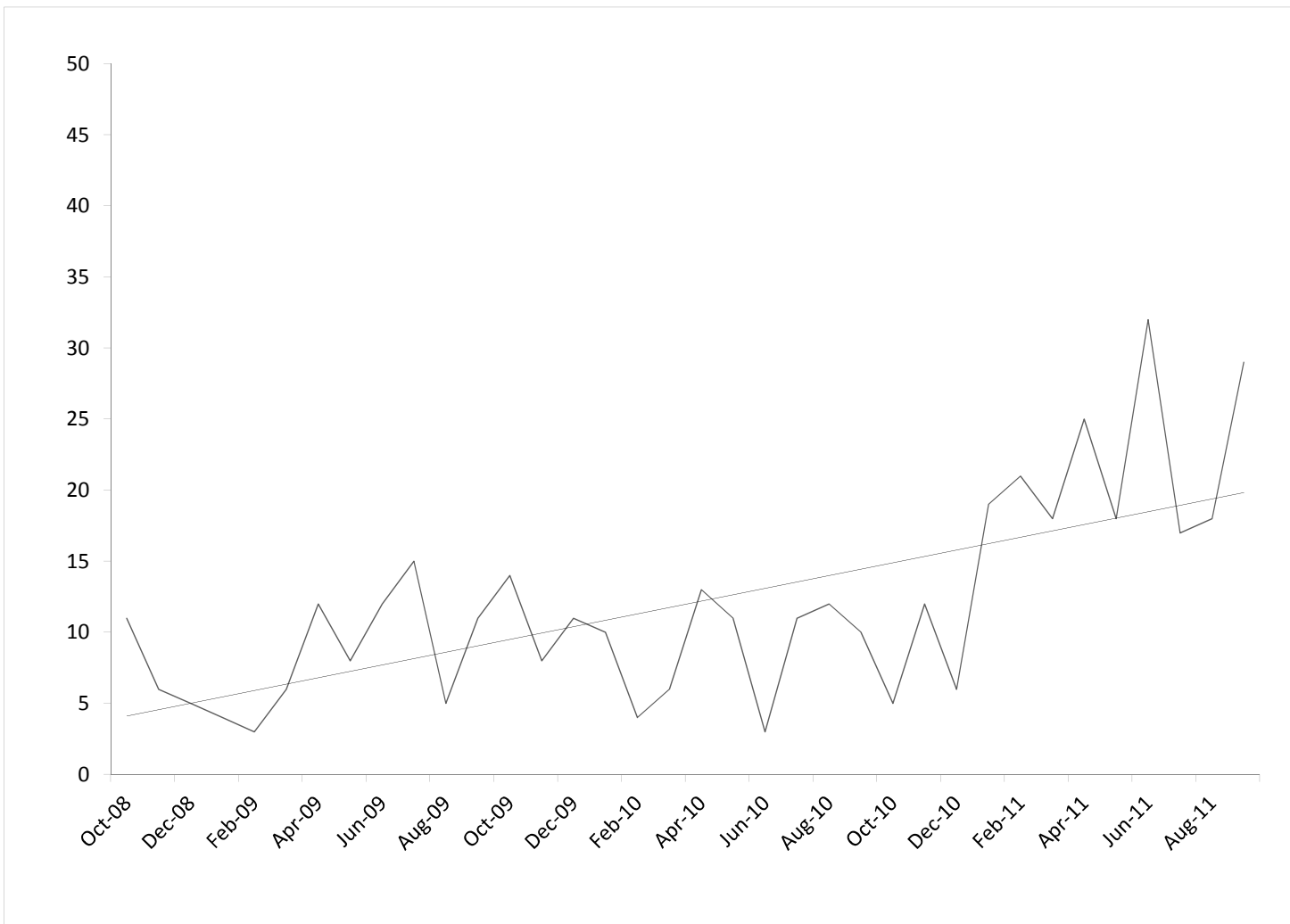
People seen rough sleeping by outreach or BBS teams during the quarter.

Nationality	Oct - Dec	%	Jan - Mar	%	Apr - Jun	%	Jul - Sep	%
UK	8	38%	11	27%	25	39%	13	25%
Ireland (Republic of)	3	14%	0	0%	3	5%	0	0%
India	2	10%	17	41%	8	13%	15	29%
Bulgaria	0	0%	0	0%	0	0%	0	0%
Czech Republic	0	0%	0	0%	0	0%	0	0%
Estonia	0	0%	0	0%	0	0%	0	0%
Hungary	0	0%	1	2%	0	0%	0	0%
Latvia	0	0%	0	0%	0	0%	0	0%
Lithuania	0	0%	0	0%	1	2%	0	0%
Poland	4	19%	3	7%	18	28%	18	35%
Romania	0	0%	1	2%	1	2%	0	0%
Slovenia	0	0%	0	0%	0	0%	0	0%
Slovakia	0	0%	0	0%	1	2%	0	0%
Central and East European (CEE) sub-total	4	19%	5	12%	21	33%	18	35%
other Europe	0	0%	0	0%	0	0%	1	2%
Eritrea	0	0%	1	2%	2	3%	0	0%
Africa	1	5%	4	10%	1	2%	1	2%
America	0	0%	1	2%	0	0%	0	0%
Other Asia	3	14%	2	5%	4	6%	3	6%
Australasia	0	0%	0	0%	0	0%	0	0%
Missing	0		1		0		0	
Not known	0		0		0		0	
Total	21		42		64		51	
Total**	21	100%	41	100%	64	100%	51	100%

Base: 51

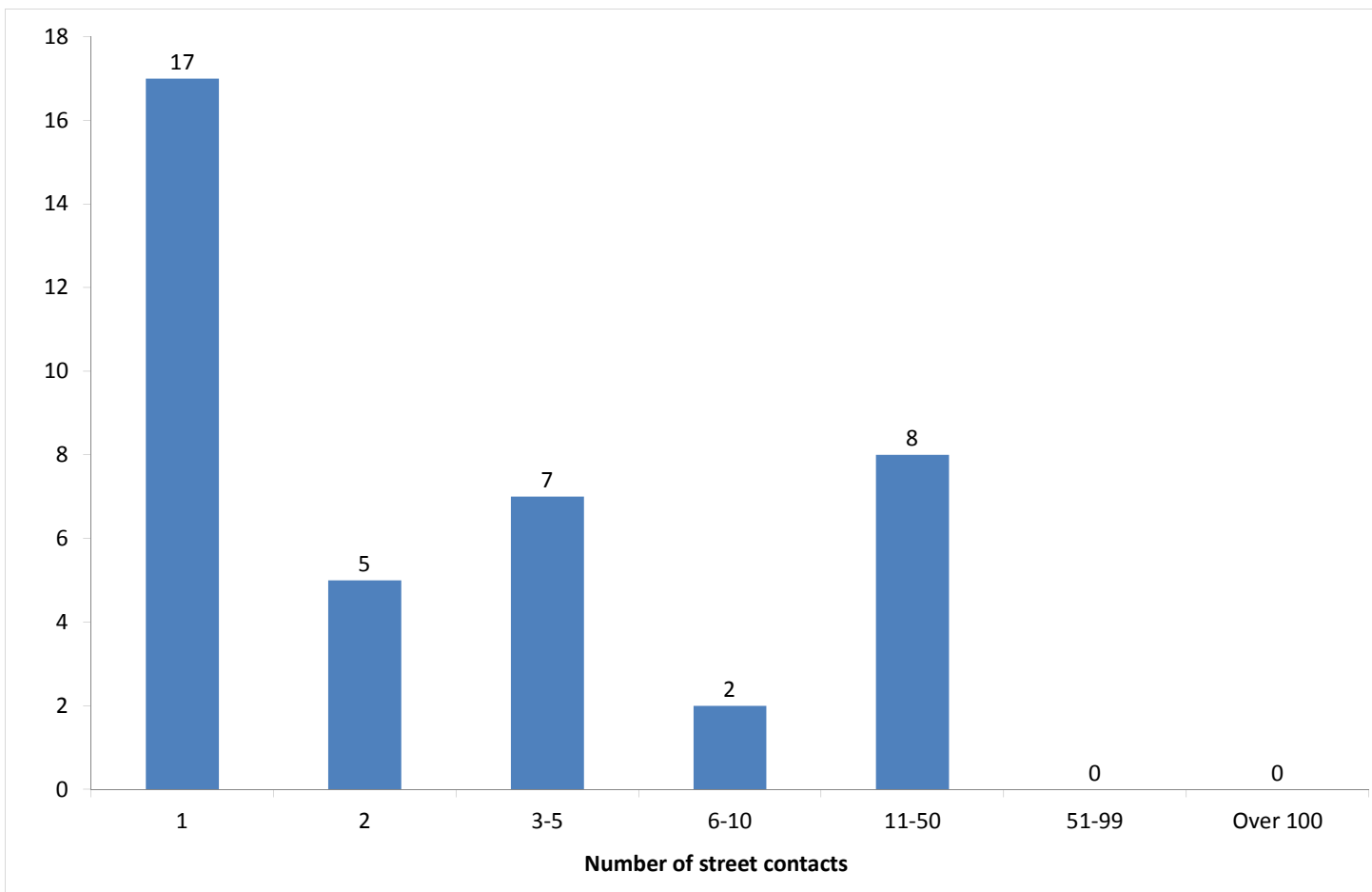
4) People contacted by month

People seen rough sleeping by outreach or building based (BBS) teams by month



5) No booking into accommodation events

People contacted in the quarter with no accommodation events (booking or referrals) by any outreach or BBS team, by total number of street contacts recorded on CHAIN



Base: 39

39 (37%) verified rough sleepers contacted across Ealing this quarter have never had a booking in action recorded on CHAIN. This compares to 40 (32%) in the previous period.

33 of these people have slept rough in the quarter, which is 65% of all people sleeping rough this quarter.

17 (44%) of the people who have never had a booking in action recorded on CHAIN have only ever had 1 street contact recorded.

6) Booking into accommodation and reconnection events

Outreach accommodation (bookings and referrals) and reconnection events achieved in the quarter by type of accommodation

Accommodation type	Jul - Sep 11	%	Apr - Jun 11	%
Assessment centre	2	5%	0	0%
Bed & breakfast	2	5%	0	0%
Clinic/Detox/Rehab	4	10%	3	6%
Night Centre	0	0%	0	0%
Rolling shelter	7	18%	6	13%
Hostel	5	13%	18	38%
Other temporary	0	0%	0	0%
Second-stage accommodation	1	3%	2	4%
St Mungo's complex needs	0	0%	0	0%
St Mungo's semi-independent	0	0%	0	0%
Clearing House/RSI	0	0%	0	0%
LA tenancy (general needs)	1	3%	1	2%
Private rented sector	0	0%	0	0%
Private rented sector - independent	12	31%	13	28%
Private rented sector - with some floating support/support	0	0%	0	0%
RSL tenancy (general needs)	0	0%	1	2%
Sheltered housing	0	0%	0	0%
Supported housing	0	0%	0	0%
Other long-term accommodation	0	0%	0	0%
Bookings into accommodation total	34	87%	44	94%
Return to home area	5	13%	3	6%
Seeking work	0	0%	0	0%
Move to area for friends/family	2	5%	0	0%
Move to area with appropriate services	0	0%	0	0%
Other	0	0%	0	0%
Reconnections total	5	13%	3	6%
TOTAL	39	100%	47	100%

Outreach and BBS teams across Ealing succeeded in reconnecting or booking into accommodation 22 people, 21% of the 106 people contacted during the quarter.

This is a slightly lower proportion than last period - Apr-Jun: 31, 25%.

18 people had a total of 34 booking in events. This indicates that individuals can be booked into accommodation (the same type or different) more than once in the quarter.

11 people were booked into long-term accommodation. This is higher than last two quarters where nobody was booked into long-term accommodation.

5 people were booked into hostel accommodation. This is lower than previous periods (Oct-Dec 2010: 13; Jan-Mar: 11; Apr-Jun: 18).

Outreach and BBS teams across Ealing achieved a confirmed reconnection with 5 people they contacted this quarter. This is 5% of the people contacted by outreach or BBS teams this quarter.

5 confirmed reconnection events were recorded by outreach and BBS teams for verified rough sleepers this quarter. No additional actions of this type were recorded for the wider street population (people not seen sleeping rough).

Temporary Accommodation: hostels, assessment centres, rolling shelters and second stage

7) Arrivals

Temporary accommodation arrivals by accommodation project and source of referral.

2 people arrived at accommodation in Ealing this year. These 2 people had 2 arrival actions.

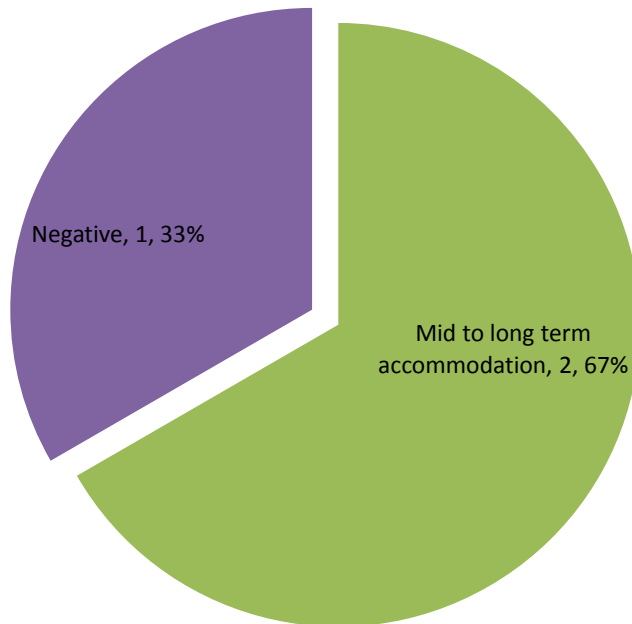
The numbers of people arriving and arrivals are lower than the previous period (10 people had 10 arrivals).

Breakdown by accommodation:

Source of referral → Accommodation ↓	Ealing SPOT	Total
Broadway - Sixty-Five	2	2
Total	2	2

8) Departures - destination on departure

Departure actions by destination on departure



Destination categories on CHAIN	Chart category	Colour
Care home, Clearing House/RSI, Home area, Hospital - long term, LA tenancy (general needs), Long-term accommodation, Previous home, Private rented sector - independent, Private rented sector - supported, RSL tenancy (general needs), Sheltered Housing, Supported Housing	Mid to long term accommodation	Green
Bed & Breakfast, Detox clinic, Hostel, Hostel - another organisation, Hostel - within the organisation, Rehab clinic, Temporary accommodation, Psychiatric hospital, Hospital - NOT long term/acute care	Transfer	Red
Not known, Sleeping rough/returned to streets, Taken into custody	Negative	Purple
Died, Outside London, Staying with family, Staying with friends	Other	Blue

Destination on departure from temporary accommodation	Number	%
Care home	1	33%
Not known	1	33%
Previous home (describe type of accomm in notes)	1	33%
Total	3	100%

3 people departed from accommodation in Ealing this year. These 3 people had 3 departure actions.

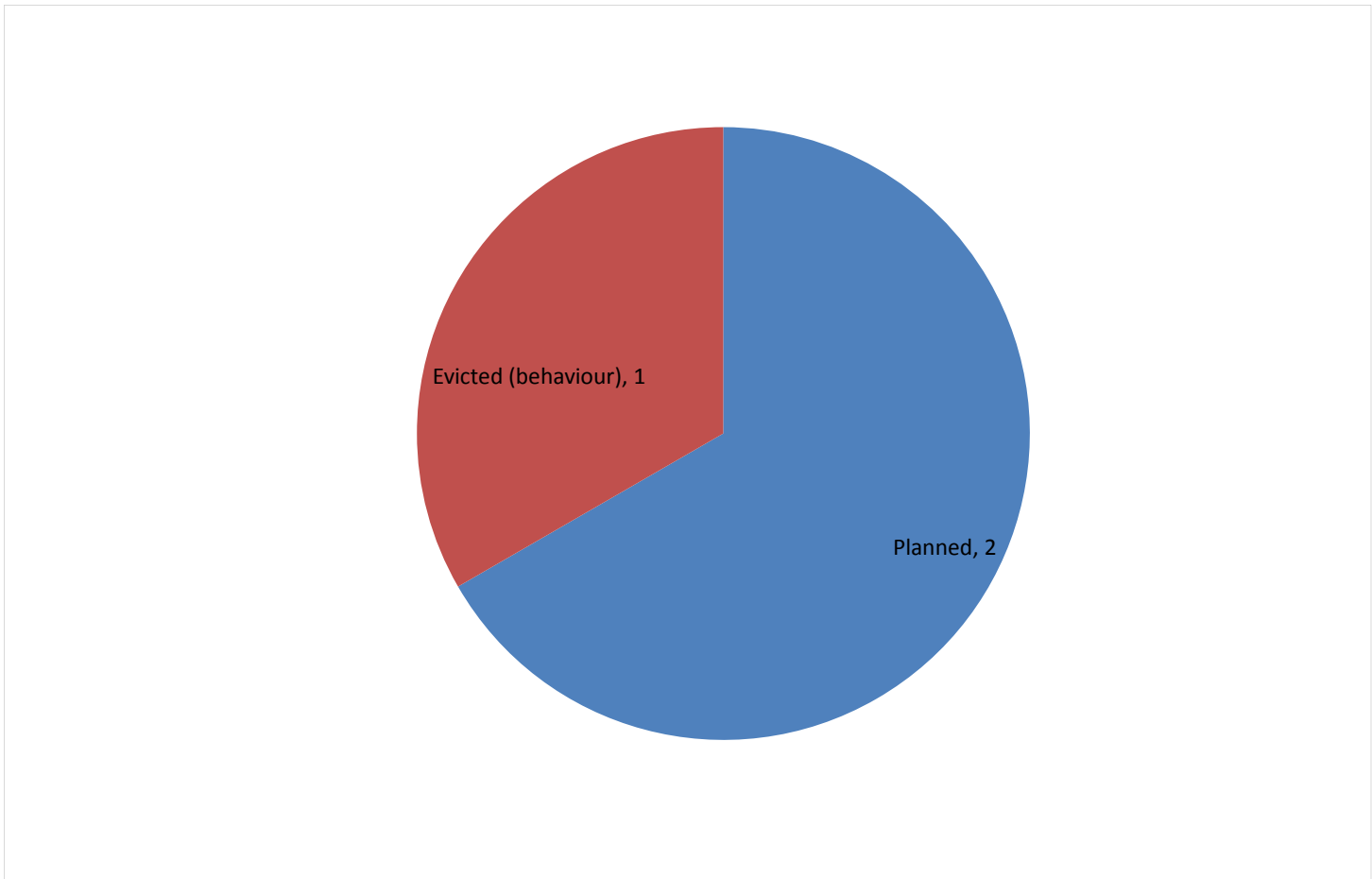
67% of people left accommodation to move to mid to long-term accommodation. This is an increase on the previous three periods.

Breakdown by accommodation

Destination Accommodation	Care home	Not known	Previous home (describe type of	Total
Broadway - Sixty-Five	1	1	1	3
Total	1	1	1	3

9) Departures - reason for leaving

Departures by whether or not the departure was planned or unplanned



Base: 3

3 people departed from accommodation in Ealing this quarter. These 3 people had 3 departure actions.

As with arrivals, the number of people departing and departures is lower than the previous quarter (8 people had 8 departures).

67% of departures were due to a planned move. This is consistent with the previous three quarters.

33% of departures were due to evictions. This is slightly higher than the previous quarter (Oct-Dec 2010: 33%; Jan-Mar: 14%; Apr-Jun: 26%).

Breakdown by accommodation

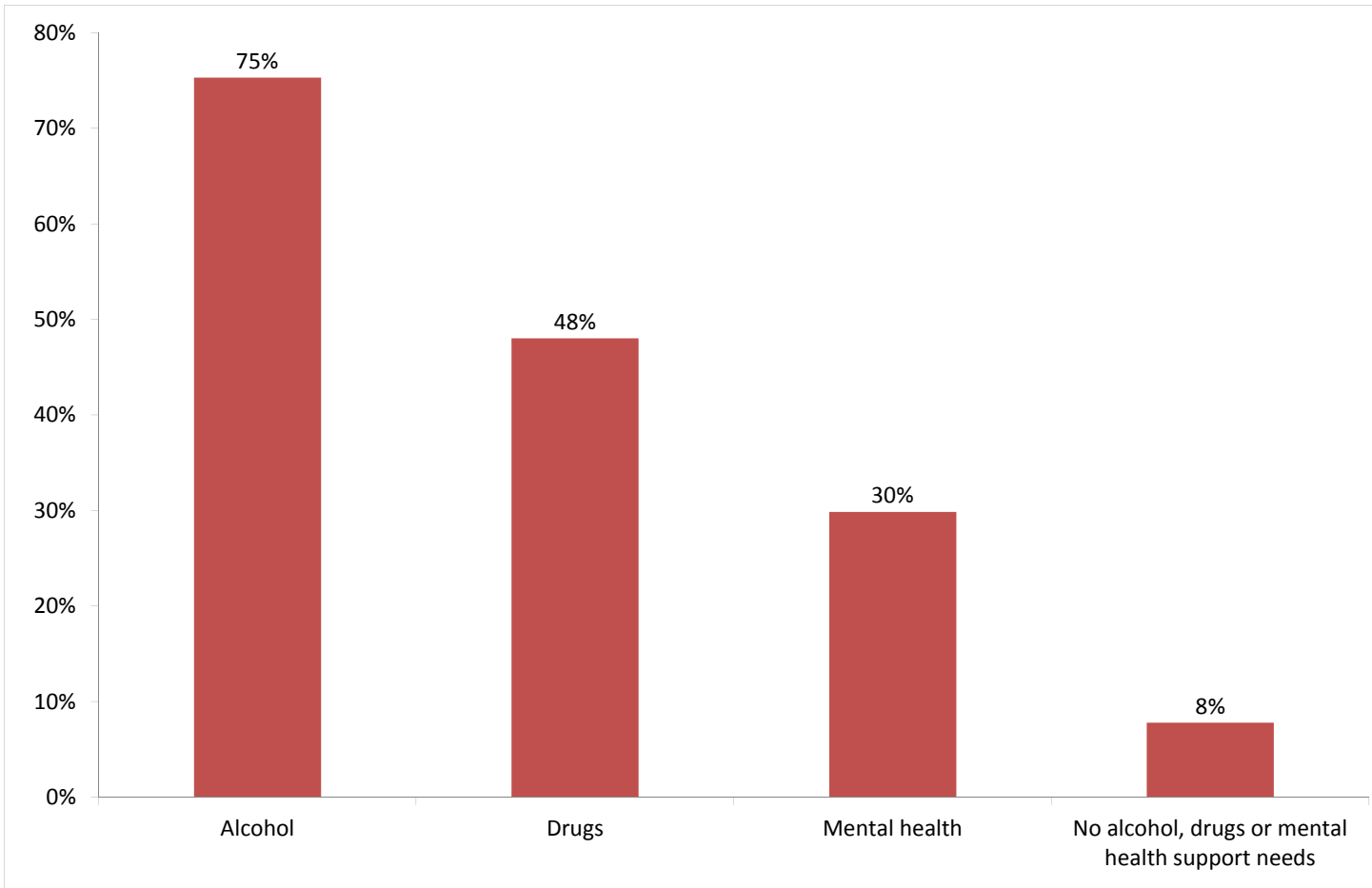
Planned/Unplanned Accommodation	Planned	Evicted (behaviour)	Total
Broadway - Sixty-Five	2	1	3

Total	2	1	3
--------------	----------	----------	----------

Client Support Needs

10) Support needs

People contacted by outreach or BBS teams and/or arriving in accommodation in the quarter by support needs



Base: 77 Note that the base figure for this graph excludes clients where all 3 support needs are not known or not recorded (29).

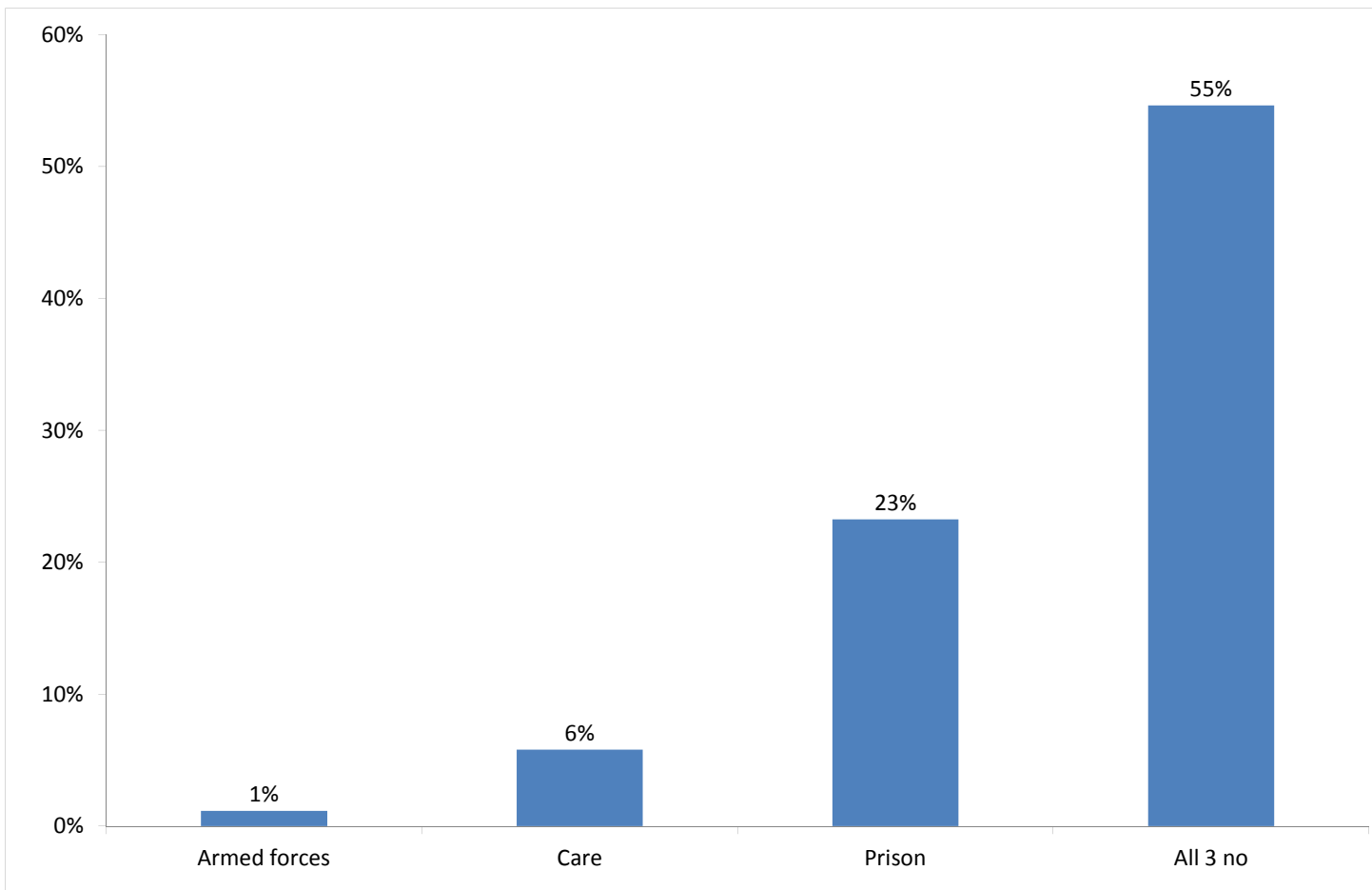
Support Needs	No. of people	%
Alcohol only	20	19%
Drugs only	7	7%
Mental health only	3	3%
Alcohol and drugs	20	19%
Alcohol and mental health	10	9%
Drugs and mental health	2	2%
Alcohol, drugs and mental health	8	8%
All 3 no	6	6%
All 3 not known or not assessed	29	27%
All 3 no, not known or not assessed	1	1%
Total	106	100%

The proportion of people contacted in Ealing with a mental health support need is higher than last quarter (April-June: 18%).

The proportion of people contacted in Ealing with an alcohol support need (75%) is notably higher than the proportion across all boroughs (52%) this quarter.

11) Experience of armed forces, care and prison

People contacted by outreach or BBS teams and/or arriving in accommodation in the quarter by experience of the armed forces, care or prison



Base: 86 Note that the base figure for this graph excludes clients where all three institutional histories are not known.

1 person contacted in Ealing this quarter has previously been in the armed forces (2 last quarter).

Nationality	Number	% of people seen rough sleeping*
UK	1	3%
Non-UK	0	0%
Total	1	3%

5 people contacted in Ealing this quarter have previously been in care (5 last quarter).

20 people contacted in Ealing this quarter have previously been in prison (22 last quarter).

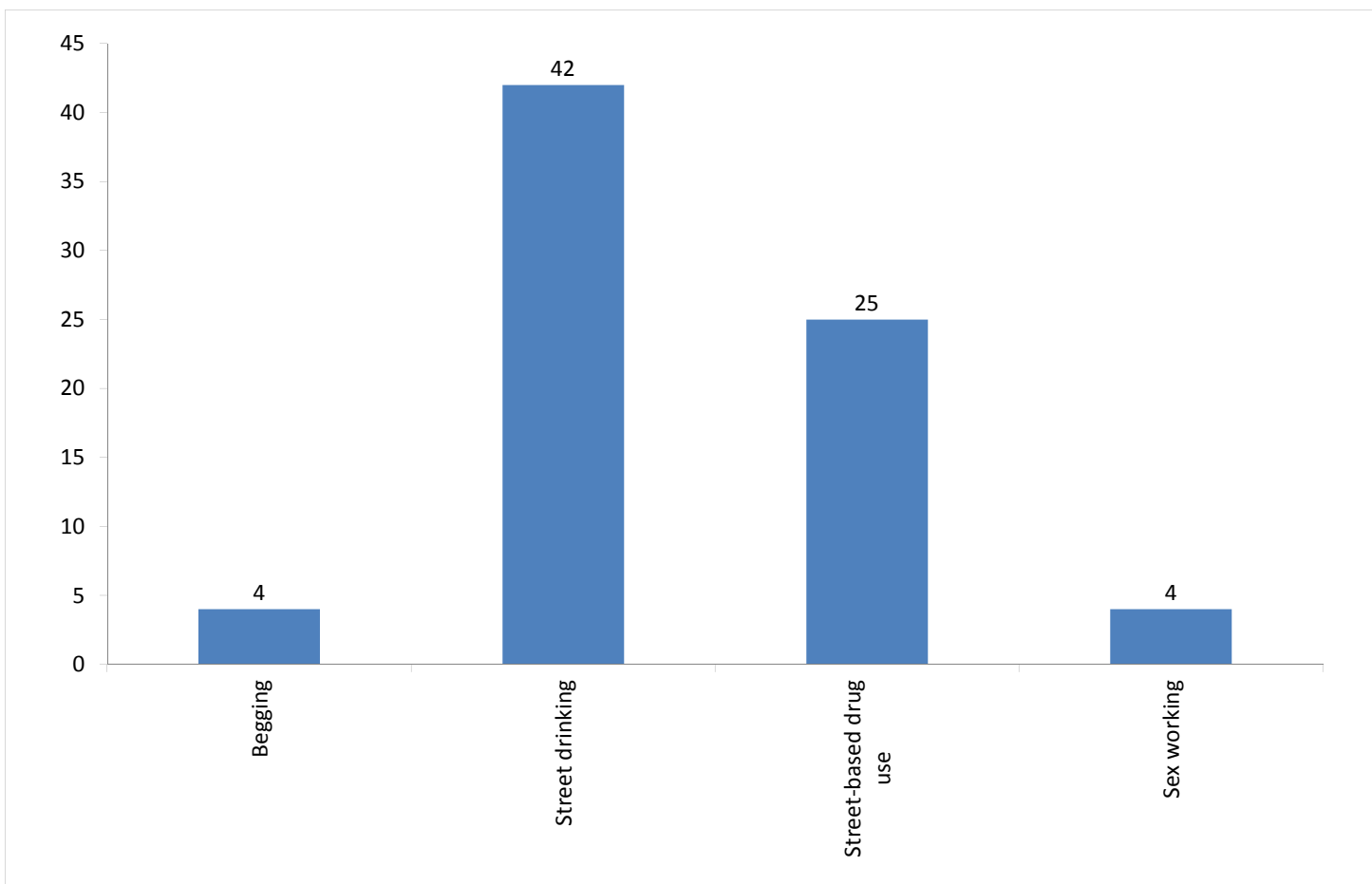
It is possible for someone contacted to have previous experience of more than one institution and so be included in more than one of the above figures. 3 people contacted in the year have been in care and prison.

The proportion of people contacted in Ealing with previous experience of the armed forces, care or prison is consistent with previous periods.

*Base: People seen rough sleeping in the period who have been assessed for armed forces, care or prison: 39

12) Street activity

Street population (people who rough sleep and/or engage in a street lifestyle) contacted by outreach who fall into one or more of the street activity categories on CHAIN



Base: 56

Of the 106 verified rough sleepers contacted this quarter, 56 (53%) have been assessed as engaging in one or more street activities.

Some of these people contacted this quarter have been seen engaging in more than one type of street activity at some point.

In addition to the 106 verified rough sleepers contacted in the quarter by outreach or BBS teams, 43 people who are considered vulnerable but have not been seen rough sleeping were also contacted. Of these:

- 2 were booked into accommodation across all boroughs;
- 2 were recorded as having arrived at accommodation reporting to CHAIN.