



CHAIN
Quarterly Report for
Islington
July-September 2010



CHAIN Quarterly report for Islington 1st July to 30th September 2010

Contents

Outreach Work

1) Rough sleeping

People seen by outreach or building based (BBS) teams in the quarter - rough sleeping or contacted either on the streets or in services

2) Rough sleeping volume

People seen rough sleeping by number of bedded down contacts during the quarter

3) Nationality of rough sleepers

People seen rough sleeping by outreach or BBS teams during the quarter by flow, stock and returner model.

4) No booking into accommodation events

People contacted in the quarter with no accommodation events (booking or referrals) by any outreach or BBS team, by total number of street contacts recorded on CHAIN

5) Accommodation and reconnection events (Outreach)

Outreach accommodation (bookings and referrals) and reconnection events achieved in the quarter by type of accommodation

6) Accommodation events (rolling)

People who have been contacted by outreach or building based (BBS) teams who have been booked into accommodation compared to those with no booking or reconnection event.

Wider street population

7) Street activity

Street population (people who rough sleep and/or engage in a street lifestyle) contacted by outreach who fall into one or more of the street activity categories on CHAIN

Hostels, assessment centres, rolling shelters and second stage accommodation

8) Arrivals

Temporary accommodation arrivals by accommodation project and source of referral.

9) Departures - planned or unplanned

Departures by whether or not the departure was planned or unplanned

10) Departures - destination on departure

Departure actions by destination on departure

Support needs, institutional history and wider street population

11) Support needs

People contacted by outreach or BBS teams and/or arriving in accommodation in the quarter by support needs

12) Experience of armed forces, care or prison

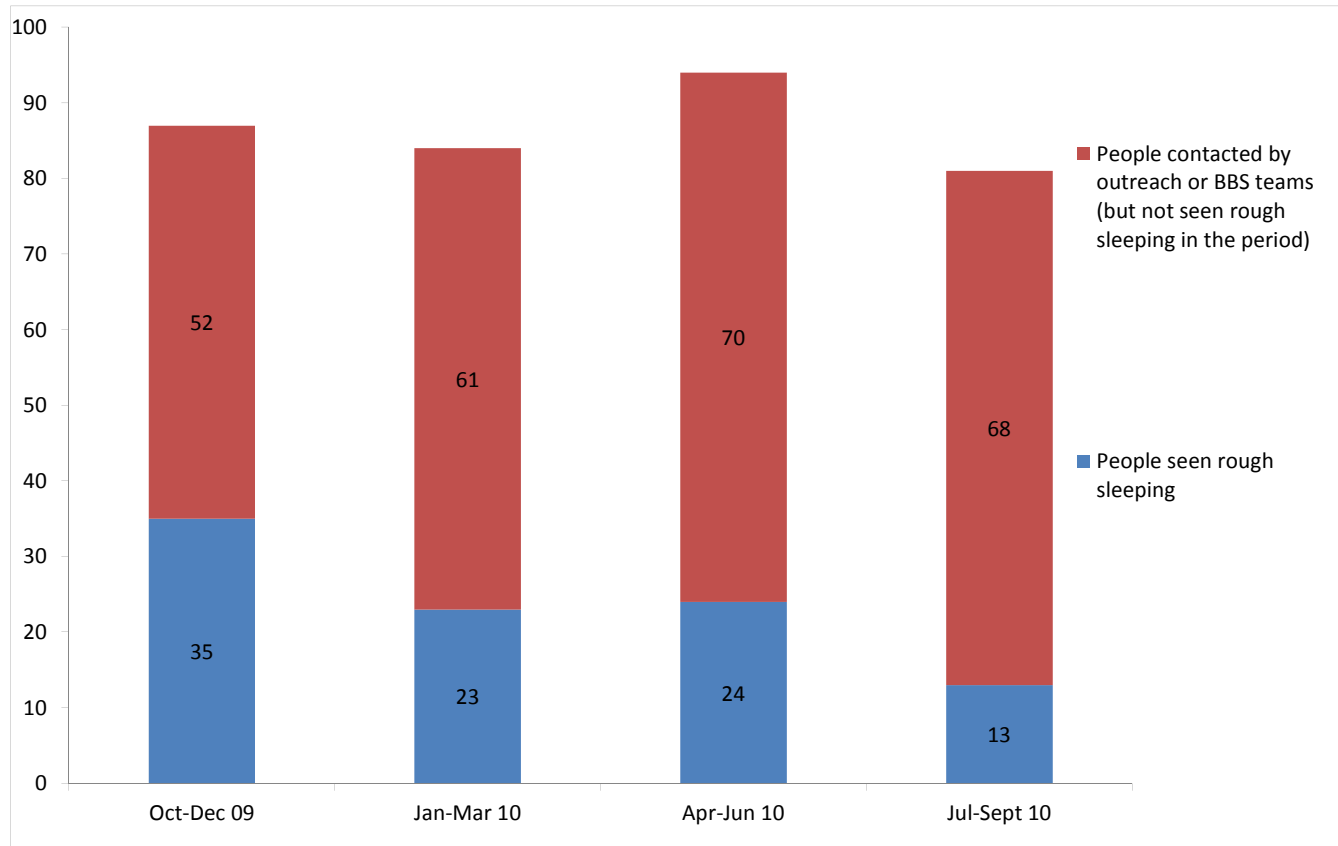
People contacted by outreach or BBS teams and/or arriving in accommodation in the quarter by experience of the armed forces, care or prison

CHAIN Quarterly report for Islington

Outreach Work

1) Rough sleeping

People seen by outreach or building based (BBS) teams in the quarter - rough sleeping or contacted either on the streets or in services



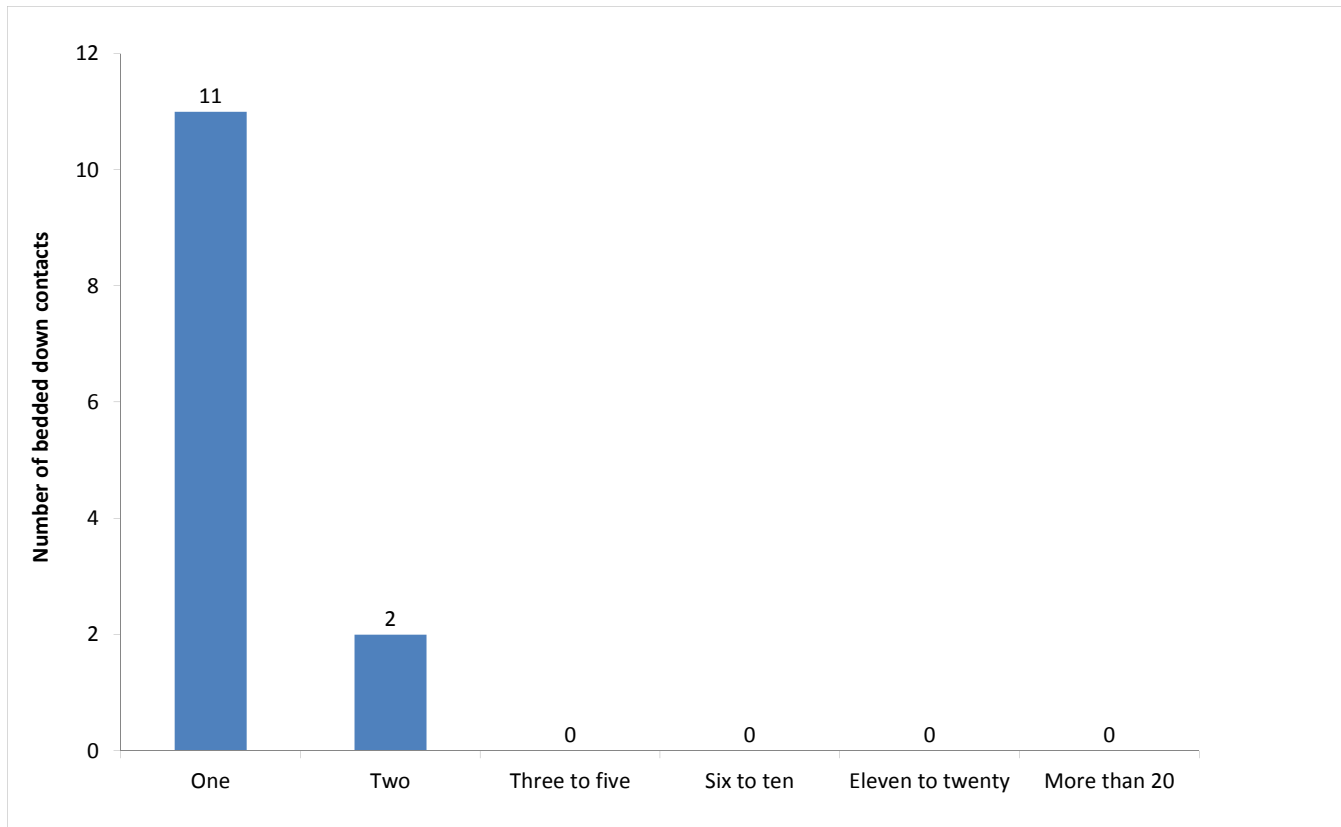
Oct-Dec 09 base: 87
Jan-Mar 10 base: 84
Apr-Jun 10 base: 94
Jul-Sep 10 base: 81

81 verified rough sleepers were contacted by services in Islington during the quarter. This is a decrease from 94 last quarter and compares to 65 in the same quarter last year.

Of these 81, 13 had a bedded down street contact in the quarter and so were known to have slept rough in Islington during the quarter. The number sleeping rough this quarter has decreased by 46%.

2) Rough sleeping volume

People seen rough sleeping by number of bedded down contacts during the quarter



Of the 13 people seen rough sleeping this quarter, 11 only had a single bedded down street contact.

Of the 13 people seen bedded down, 0 were from CEE countries and seen only once during the period.

NB CEE nationals often cannot be offered the same service as other people due to benefit restrictions.

3) Nationality of rough sleepers

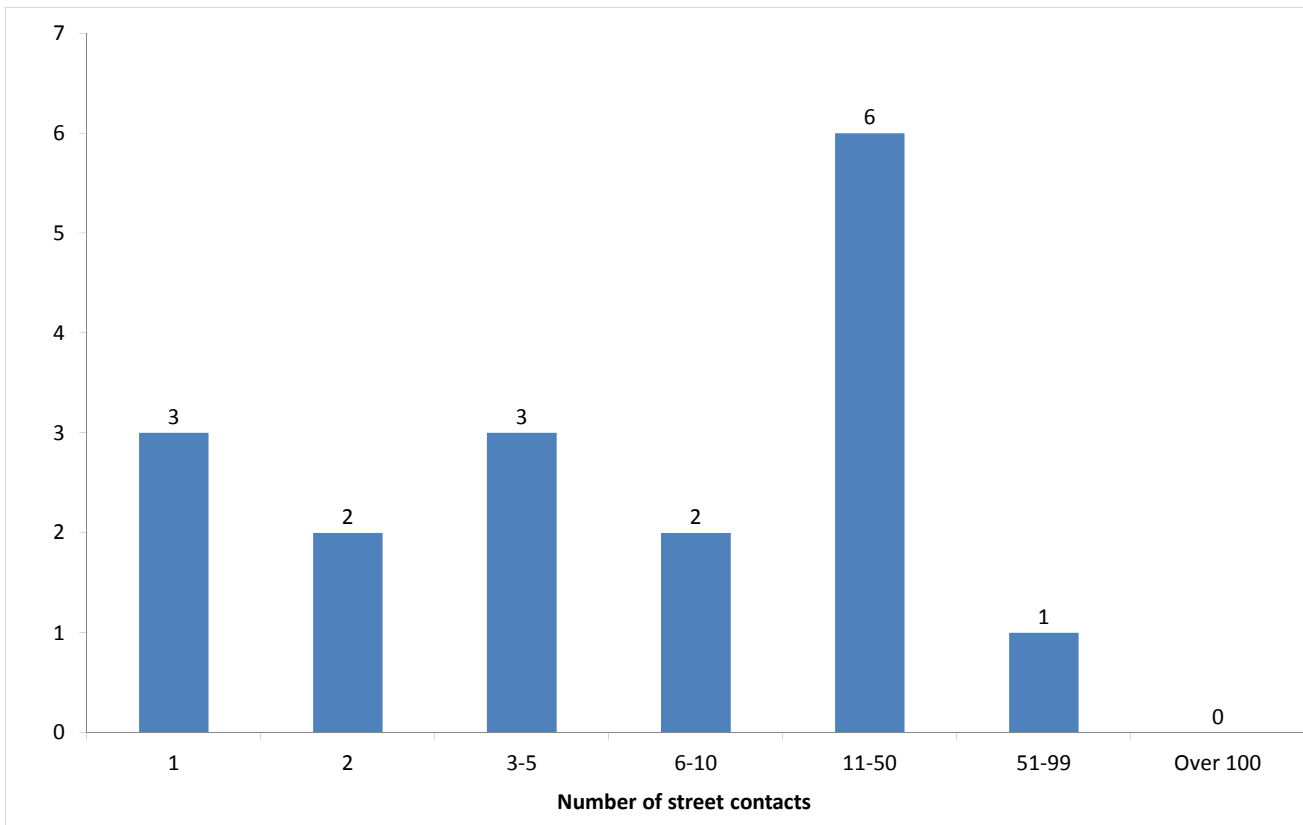
People seen rough sleeping by outreach or BBS teams during the quarter by flow, stock and returner model.

Nationality	This 1/4	%	Last 1/4	%
UK	5	45%	18	82%
Bulgaria				
Czech Republic				
Estonia				
Hungary				
Latvia			1	5%
Lithuania				
Poland			1	5%
Romania				
Slovenia				
Slovakia				
CEE sub-total	0	0%	2	9%
other Europe	1	9%	2	9%
Africa	1	9%		
America				
Asia	4	36%		
Australasia				
<i>Missing</i>	<i>1</i>		<i>1</i>	
<i>Not known</i>	<i>1</i>		<i>1</i>	
Total	13		24	
Total**	11	100%	22	100%

**This total excludes those people seen rough sleeping where their nationality is not known

4) No booking into accommodation events

People contacted in the quarter with no accommodation events (booking or referrals) by any outreach or BBS team, by total number of street contacts recorded on CHAIN



Base: 17

17 (21%) verified rough sleepers contacted across Islington this quarter have never had a booking in action recorded on CHAIN. This has been falling over the past year: Jul-Sept 09, 46%; Oct-Dec 09, 33%; Jan-Mar, 24%; Apr-Jun, 26%.

7 of these people have slept rough in the quarter, which is 54% of all people sleeping rough this quarter.

3 (18%) of the people who have never had a booking in action recorded on CHAIN have only ever had one street contact recorded.

No-one in Islington has never had a booking in action despite having over a hundred street contacts. This is consistent with previous quarters.

5) Accommodation and reconnection events (Outreach)

Outreach accommodation (bookings and referrals) and reconnection events achieved in the quarter by type of accommodation

Accommodation type	No. of events	%
Assessment centre	1	4%
Bed & breakfast	4	17%
Clinic/Detox/Rehab	3	13%
Night Centre	0	0%
Rolling shelter	6	26%
<i>Referrals only (no booking in)</i>	4	
Hostel	2	9%
<i>Referral rejected (no booking in)</i>	1	
Other temporary	0	0%
Second-stage accommodation	1	4%
St Mungo's complex needs	2	9%
St Mungo's semi-independent	0	0%
Clearing House/RSI	0	0%
LA tenancy (general needs)	0	0%
Private rented sector	0	0%
Private rented sector - independent	0	0%
Private rented sector - with some floating support/support	1	4%
RSL tenancy (general needs)	0	0%
Sheltered housing	0	0%
Supported housing	2	9%
Other long-term accommodation	0	0%
Bookings into accommodation total	22	96%
Return to home area	1	4%
Seeking work	0	0%
Move to area for friends/family	0	0%
Move to area with appropriate services	1	4%
Other	0	0%
Reconnections total	1	4%
TOTAL	23	100%

PLEASE NOTE THAT THERE MAY BE SOME UNDER-RECORDING OF ACCOMMODATION OUTCOMES SINCE THE INCEPTION OF THE NEW SYSTEM. THIS IS BEING ADDRESSED BY THE CHAIN TEAM

Outreach and BBS teams across Islington succeeded in reconnecting or booking into accommodation 15 people, 19% of the 81 people contacted during the quarter.

This is lower than previous quarters: Oct-Dec 09, 31%; Jan-Mar, 49%; Apr-Jun, 32%

15 people had a total of 22 booking in events. This indicates that individuals can be booked into accommodation (the same type or different) more than once in the quarter.

3 people were booked into long-term accommodation. This is slightly lower than previous quarters Oct-Dec 09, 6; Jan-Mar, 10; Apr-Jun, 6.

2 people were booked into hostel accommodation. This is consistent with previous quarters.

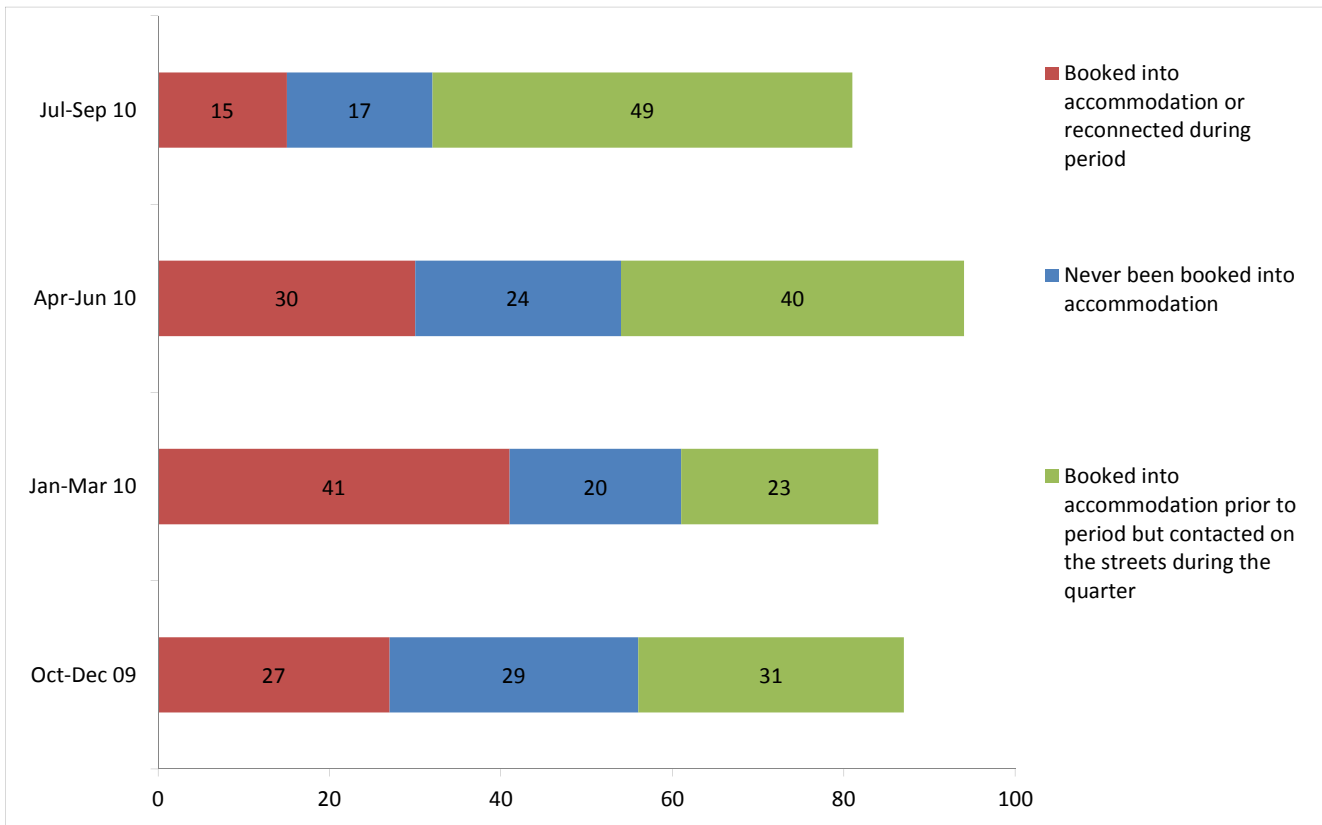
Outreach and BBS teams across Islington achieved a confirmed reconnection with 1 person they contacted this quarter. This is 1% of the people contacted by outreach or BBS teams this quarter.

1 reconnection event was recorded by outreach and BBS teams for verified rough sleepers this quarter. There were no such actions for the wider street population (people not seen sleeping rough).

* These events are excluded from the total. Referral to hostel is a speculative referral to a hostel, confirmation of which leads to a booking in action being recorded.

6) Accommodation events (rolling)

People who have been contacted by outreach or building based (BBS) teams who have been booked into accommodation compared to those with no booking or reconnection event.

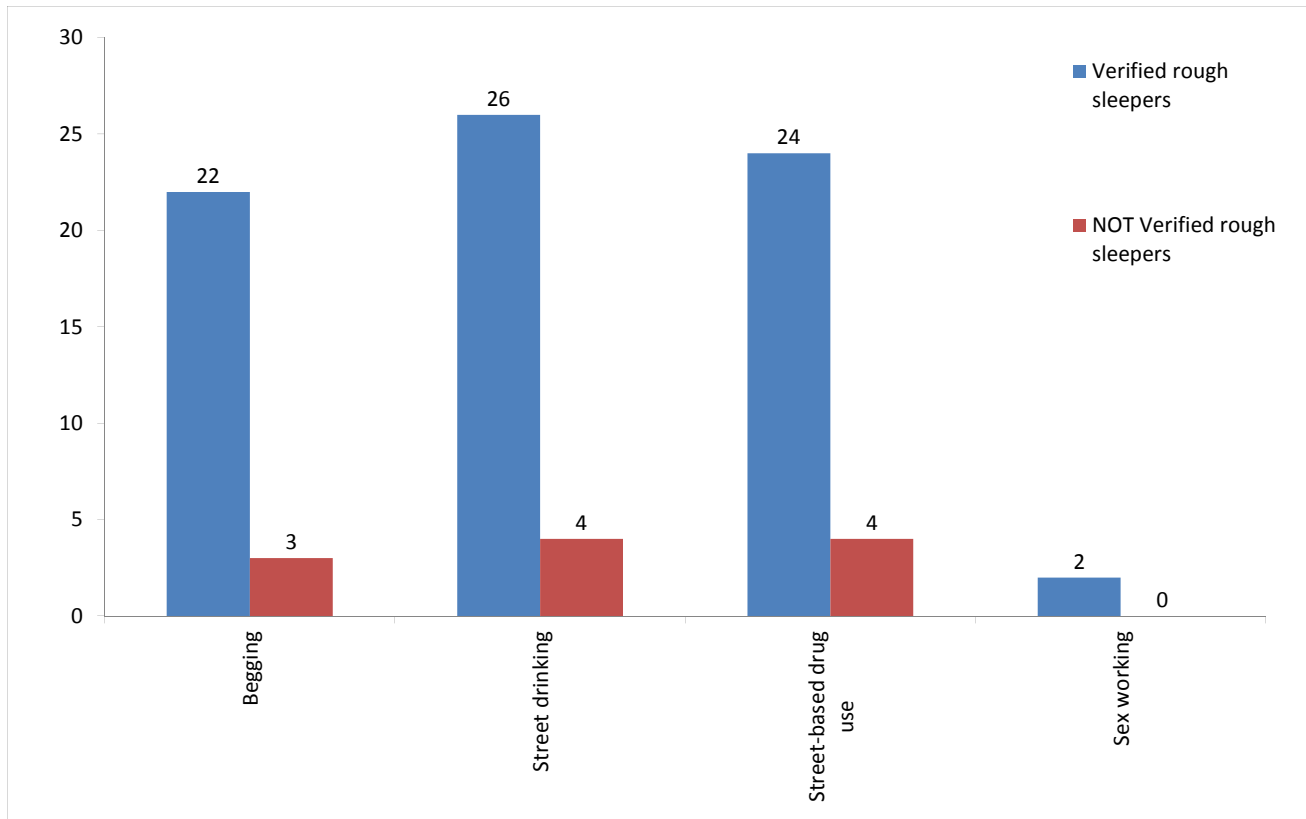


Oct-Dec 09 base: 87
 Jan-Mar 10 base: 84
 Apr-Jun 10 base: 94
 Jul-Sep 10 base: 81

The proportion of people with a street contact but who have never been booked into accommodation was (21%). This is consistent with the previous two quarters, but lower than the same quarter last year, 46%.

7) Street activity

Street population (people who rough sleep and/or engage in a street lifestyle) contacted by outreach who fall into one or more of the street activity categories on CHAIN



Base for verified rough sleepers: 35

Base for people not verified as rough sleepers: 26

Of the 81 verified rough sleepers contacted this quarter, 35 (43%) have been assessed as engaging in one or more street activities.

Some of these people contacted this quarter have been seen engaging in more than one type of street activity at some point.

In addition to the 81 verified rough sleepers contacted in the quarter by outreach or BBS teams, 26 people who are considered vulnerable but have not been seen rough sleeping were also contacted. Of these:

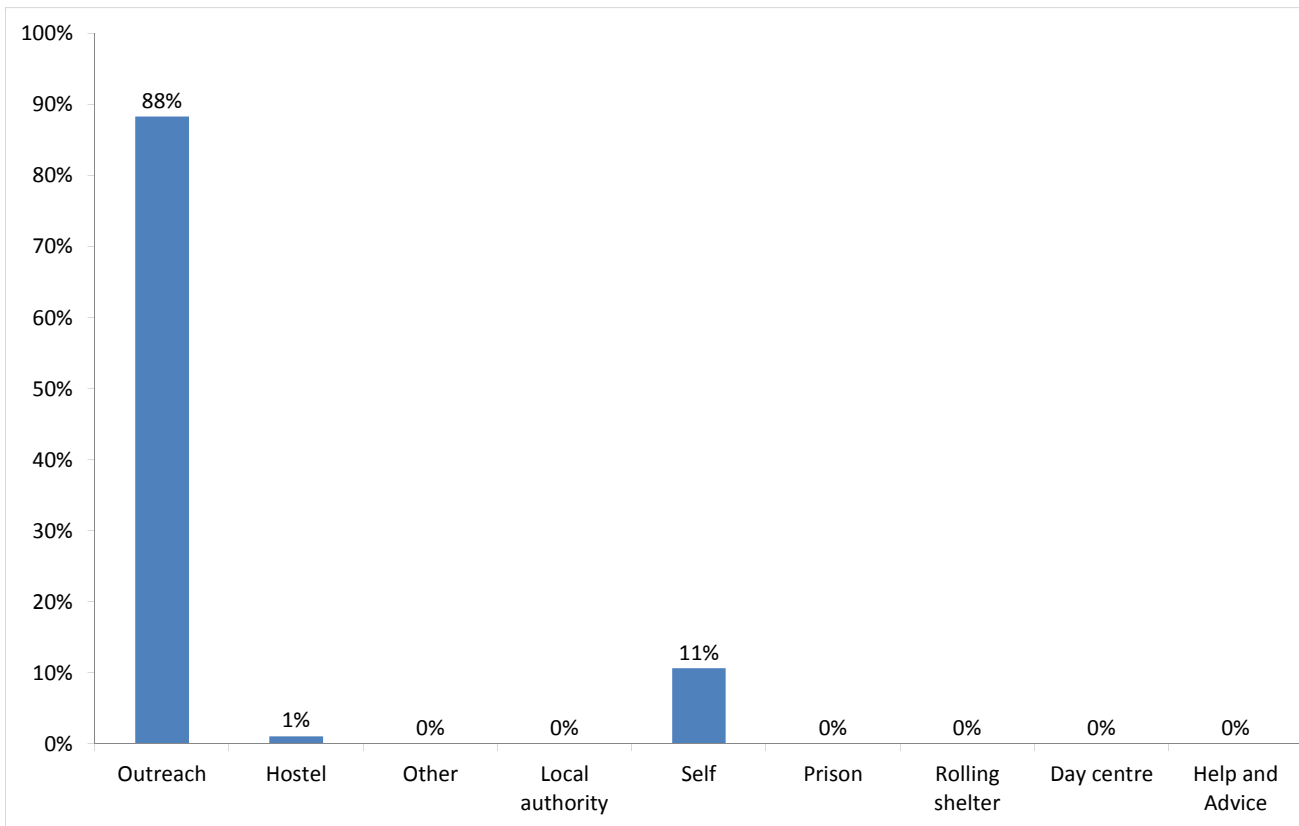
1 was booked into accommodation across all boroughs;

7 were recorded as having arrived at accommodation reporting to CHAIN.

Temporary Accommodation: hostels, assessment centres, rolling shelters and second stage

8) Arrivals

Temporary accommodation arrivals by accommodation project and source of referral.



Base: 94

93 people arrived at accommodation in Islington this year. These 93 people had 94 arrival actions. This indicates that an individual can arrive more than once (at the same accommodation project or different) in a period.

The numbers of people arriving and arrivals is consistent with last quarter, and slightly higher than the two previous quarters: Oct-Dec 09, 85; Jan-Mar, 82; Apr-Jun, 93.

The proportion of arrivals to accommodation in Islington that were referred by outreach or BBS teams and other accommodation projects is consistent with previous quarters.

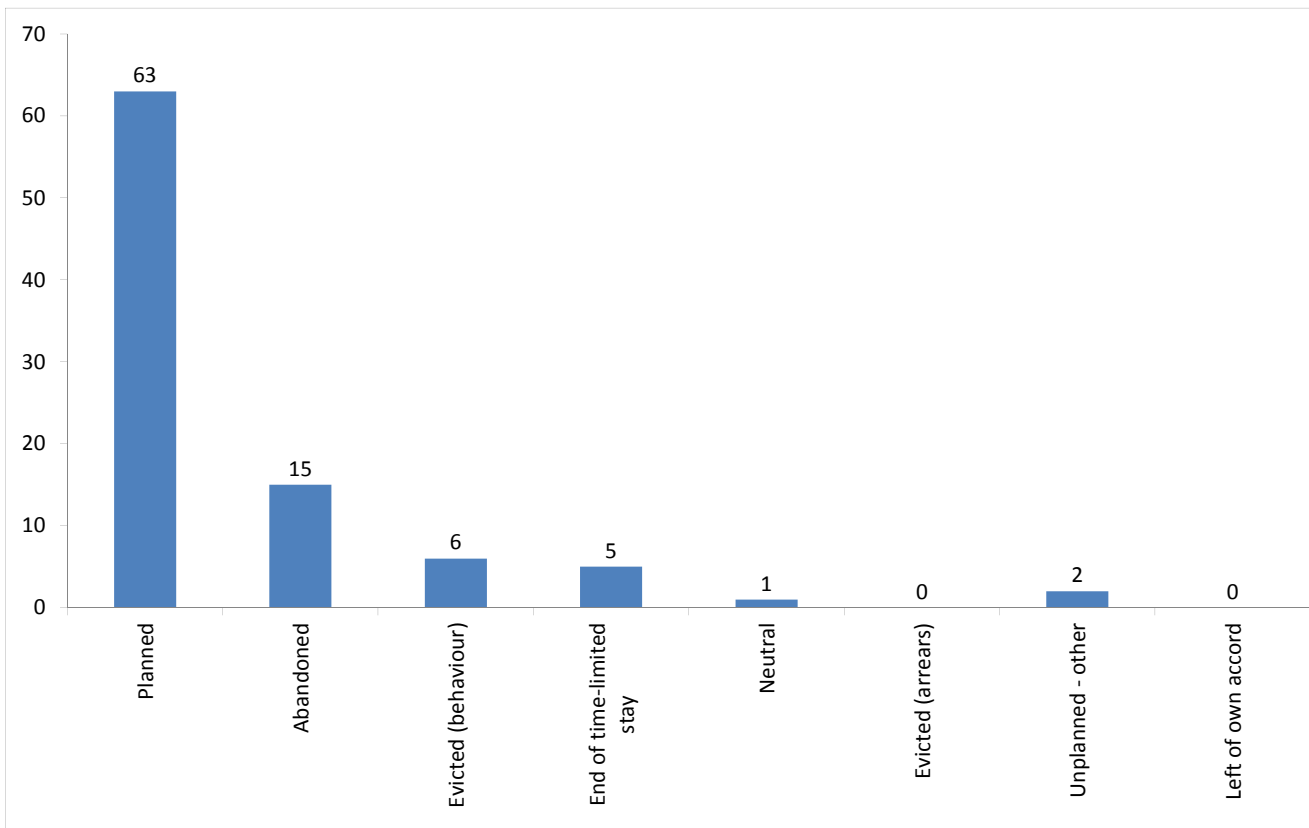
The proportion of arrivals in all London boroughs referred by all sources is consistent with the proportion across all boroughs this quarter.

Breakdown by accommodation:

Source of referral → Accommodation ↓	BBS - CSTM	Passage BBS and Day Centre	BBS - St Mungo's	Westminster SPOT	City Rough Sleepers Team	CRI - Camden	Heathrow Airport Outreach	Lambeth SORT	Southwark SPOT	Tower Hamlets SORT	London Street Rescue	Pilion Islington Outreach	HART	Hostel	Self	Total
St Mungo's - Margery Street	13	11	7	1	6	4	4	3	9	5	13	3	2	1		82
Cranstoun Drug Services - City Road															10	10
St Mungo's - Rosebery Avenue												1				1
St Mungo's - Wharton Street												1				1
Total	13	11	7	1	6	4	4	3	9	5	13	5	2	1	10	94

9) Departures - planned or unplanned

Departures by whether or not the departure was planned or unplanned



Base: 92

90 people departed from accommodation in Islington this year. These 90 people had 92 departure actions. This indicates that an individual can depart more than once (from the same accommodation project or different) in a period.

The number of departures has fluctuated in recent quarters: Oct-Dec 09, 66; Jan-Mar, 79; Apr-Jun, 120.

68% of departures were due to a planned move. This is lower than last quarter, but higher than previously: Oct-Dec 09, 50%; Jan-Mar, 58%; Apr-Jun, 73%.

16% of departures were due to abandonments. This is consistent with the previous three quarters, and with the proportion across all boroughs this quarter.

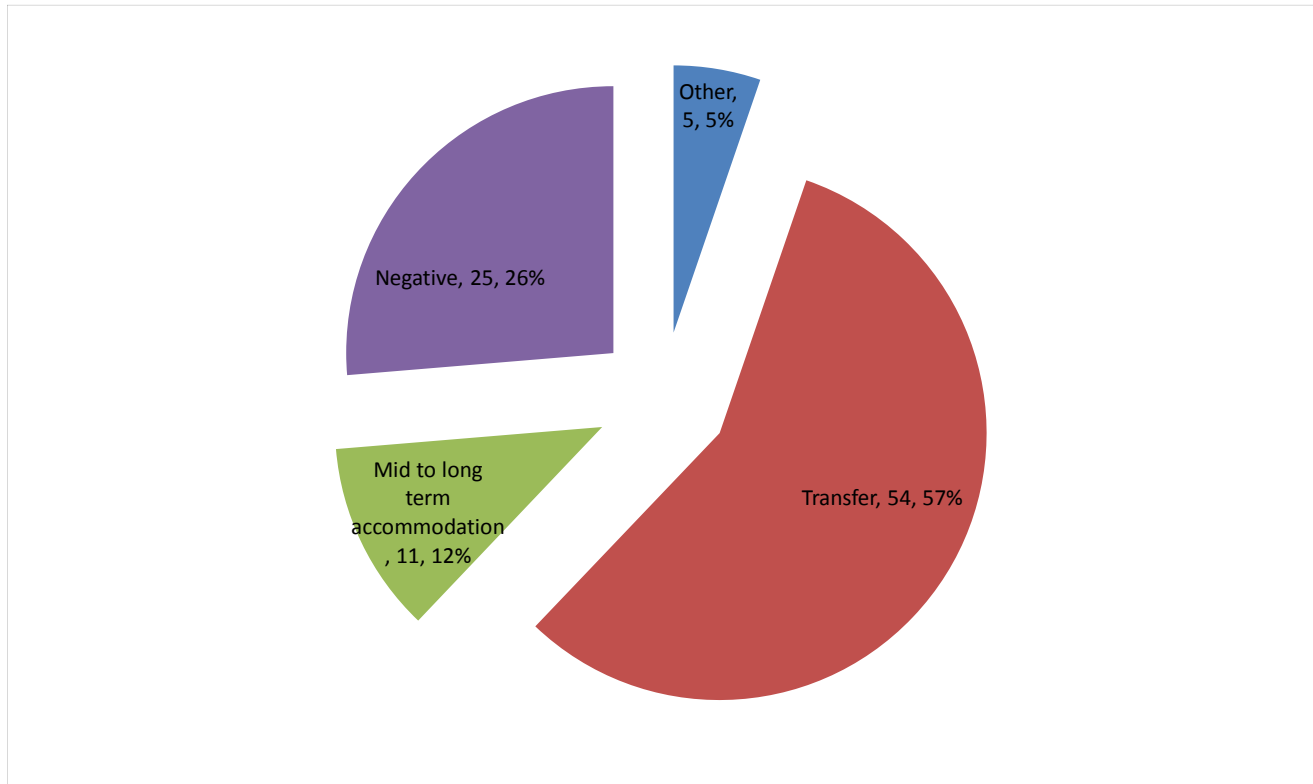
7% of departures were due to evictions. This is consistent with the previous three quarters, and with the proportion across all boroughs this quarter.

Breakdown by accommodation

Planned/Unplanned Accommodation	Planned	Abandoned	Evicted (behaviour)	End of time- limited stay	Neutral	Unplanned - other	Total
St Mungo's - Margery Street	58	12	5	4		2	81
Cranstoun Drug Services - City Road	5	3		1			9
St Mungo's - Hilldrop Road					1		1
St Mungo's - Wharton Street			1				1
Total	63	15	6	5	1	2	92

10) Departures - destination on departure

Departure actions by destination on departure



Base: 92

Destination categories on CHAIN	Chart category	Colour
Care home, Clearing House/RSI, Home area, Hospital - long term, LA tenancy (general needs), Long-term accommodation, Previous home, Private rented sector - independent, Private rented sector - supported, RSL tenancy (general needs), Sheltered Housing, Supported Housing	Mid to long term accommodation	
Bed & Breakfast, Detox clinic, Hostel, Hostel - another organisation, Hostel - within the organisation, Rehab clinic, Temporary accommodation, Psychiatric hospital, Hospital - NOT long term/acute care	Transfer	
Not known, Sleeping rough/returned to streets, Taken into custody	Negative	
Died, Outside London, Staying with family, Staying with friends	Other	

Destination on departure from temporary accommodation	Number	%
Accomm where client is occupier	0	0%
Bed & Breakfast	3	3%
Care home	0	0%
Clearing House/RSI	0	0%
Detox clinic	2	2%
Died	1	1%
Home area	0	0%
Hospital	0	0%
Hospital - long term	0	0%
Hospital - NOT long term/acute care	4	4%
Hostel	0	0%
Hostel - another organisation	31	34%
Hostel - within the organisation	9	10%
LA tenancy (general needs)	0	0%
Long-term accommodation	0	0%
Not known	21	23%
Outside London	0	0%
Previous home (describe type of accomm in notes)	0	0%
Private rented sector - independent	4	4%
Private rented sector - with some floating support/support	1	1%
Psychiatric hospital	0	0%
Rehab clinic	5	5%
Returned to home country (CEE)	0	0%
RSL tenancy (general needs)	0	0%
Sheltered Housing	0	0%
Sleeping rough/Returned to streets	2	2%
Staying with family	0	0%
Staying with friends	4	4%
Supported Housing	3	3%
Taken into custody	2	2%
Temporary accommodation	0	0%
Total	92	100%

43% of people left accommodation to move to another hostel. This is consistent with the previous two quarters.

12% of people left accommodation to move to mid to long-term accommodation. This is consistent with last quarter.

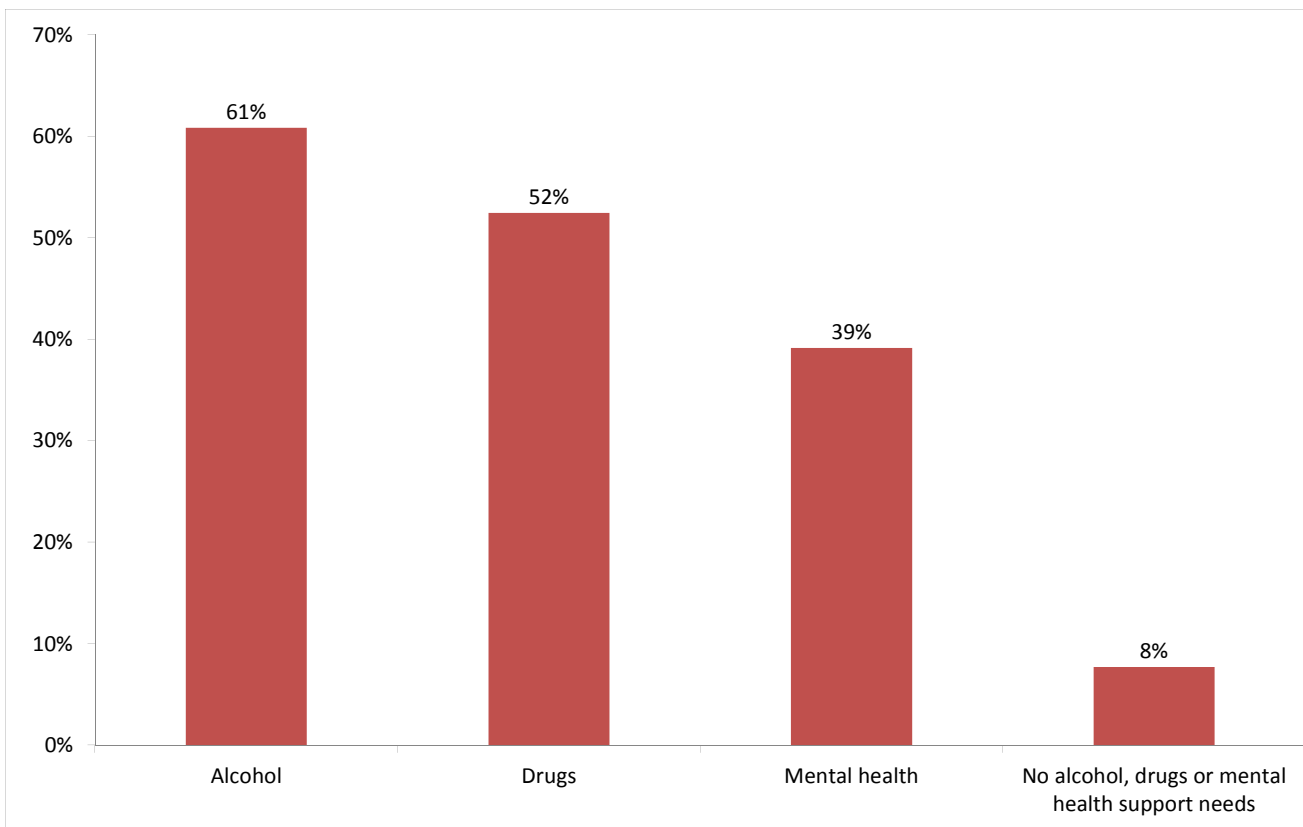
Breakdown by accommodation

Destination Accommodation															Total
	Bed & Breakfast	Detox clinic	Died	Hospital - NOT long term/acute	Hostel - another organisation	Hostel - within the organisation	Not known	Private rented sector -	Private rented sector - with	Rehab clinic	Sleeping rough/Returned	Staying with friends	Supported Housing	Taken into custody	
St Mungo's - Margery Street	3	2		4	31	9	17	4	1	1	2	3	2	2	81
Cranstoun Drug Services - City Road							4			4			1		9
St Mungo's - Hilldrop Road			1												1
St Mungo's - Wharton Street												1			1
Total	3	2	1	4	31	9	21	4	1	5	2	4	3	2	92

Client Support Needs/Institutional History

11) Support needs

People contacted by outreach or BBS teams and/or arriving in accommodation in the quarter by support needs



Base: 143 Note that the base figure for this graph excludes clients where all 3 support needs are not known or not recorded (35).

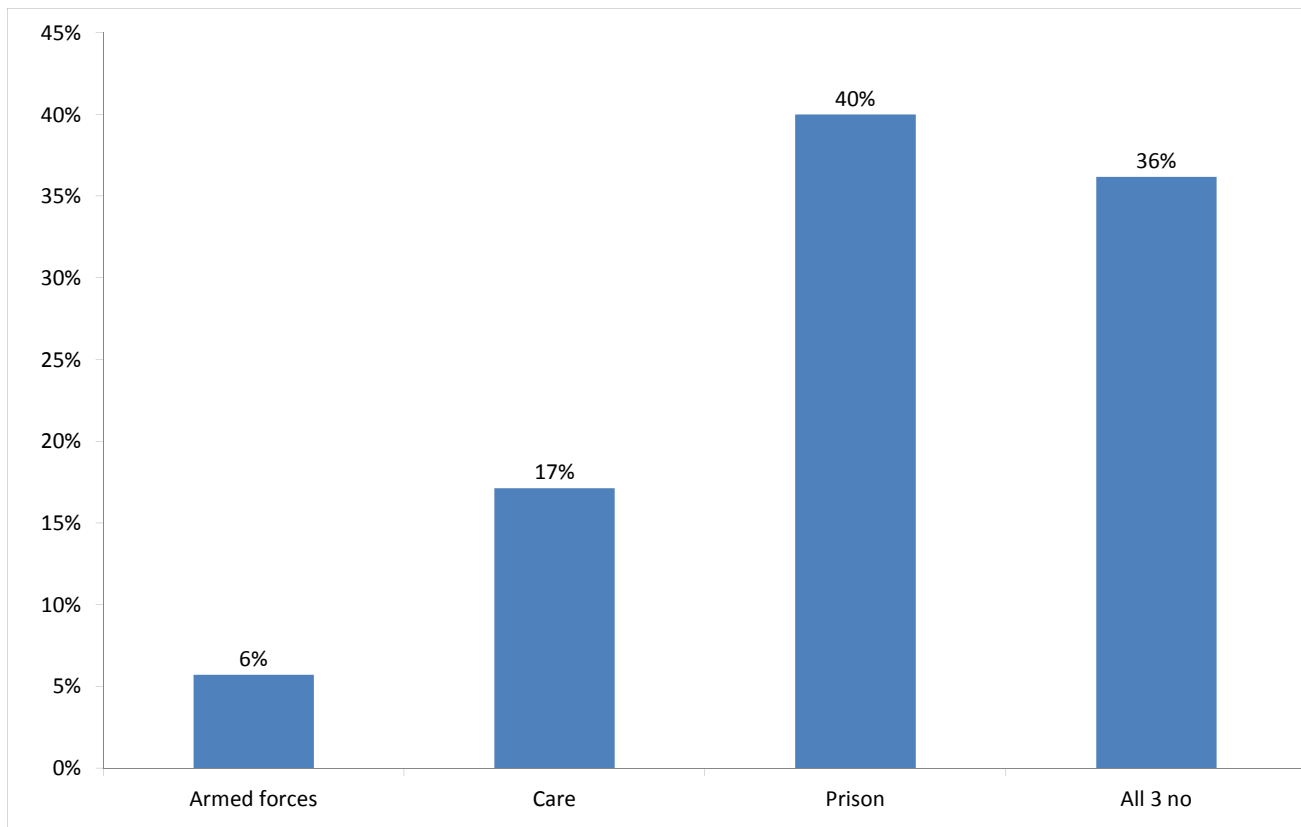
Support Needs	No. of people	%
Alcohol only	27	15%
Drugs only	21	12%
Mental health only	11	6%
Alcohol and drugs	25	14%
Alcohol and mental health	16	9%
Drugs and mental health	10	6%
Alcohol, drugs and mental health	19	11%
All 3 no	11	6%
All 3 not known or not assessed	35	20%
All 3 no, not known or not assessed	3	2%
Total	178	100%

The proportion of people contacted in Islington with an alcohol, drugs or mental health support need is consistent with the previous two periods.

The proportion of people with a drug support needs is slightly higher than the proportion across all boroughs this quarter, 39%.

12) Experience of armed forces, care or prison

People contacted by outreach or BBS teams and/or arriving in accommodation in the quarter by experience of the armed forces, care or prison



Base: 105 Note that the base figure for this graph excludes clients where all 3 institutional histories are not known.

6 people contacted in Islington this quarter have previously been in the armed forces (9 last quarter).

The nationality of 7 of these people is known:

Nationality	Number	%
UK	4	57%
Non-UK	3	43%
Total	7	100%

18 people contacted in Islington this quarter have previously been in care (25 last quarter).

42 people contacted in Islington this quarter have previously been in prison (68 last quarter).

It is possible for someone contacted to have previous experience of more than one institution and so be included in more than one of the above figures. No one contacted this quarter has been in care and prison.

The proportion of people with experience of prison has fallen notably: Oct-Dec 09, 45%; Jan-Mar, 37%; Apr-Jun, 36%.

The proportion of people with experience of prison is lower than the proportion across all boroughs this quarter, 31%.