



**CHAIN**  
**Quarterly Report for**  
**Islington**  
**July - September 2011**



# CHAIN Quarterly report for Islington 1st July to 30th September 2011

## Contents

### Outreach Work

#### 1) Rough sleeping

People seen by outreach or building based (BBS) teams in the quarter - rough sleeping or contacted either on the streets or in services

#### 2) Rough sleeping volume

People seen rough sleeping by number of bedded down contacts during the quarter

#### 3) Nationality of rough sleepers

People seen rough sleeping by outreach or BBS teams during the quarter.

#### 4) No booking into accommodation events

People contacted in the quarter with no accommodation events (booking or referrals) by any outreach or BBS team, by total number of street contacts recorded on CHAIN

#### 5) Booking into accommodation and reconnection events

Outreach accommodation (bookings and referrals) and reconnection events achieved in the quarter by type of accommodation

### Hostels, assessment centres, rolling shelters and second stage accommodation

#### 6) Arrivals

Temporary accommodation arrivals by accommodation project and source of referral.

#### 7) Departures - destination on departure

Departure actions by destination on departure

#### 8) Departures - reason for leaving

Departures by whether or not the departure was planned or unplanned

### Support needs and institutional history

#### 9) Support needs

People contacted by outreach or BBS teams and/or arriving in accommodation in the quarter by support needs

#### 10) Experience of armed forces, care and prison

People contacted by outreach or BBS teams and/or arriving in accommodation in the quarter by experience of the armed forces, care or prison

### Wider street population

#### 11) Street activity

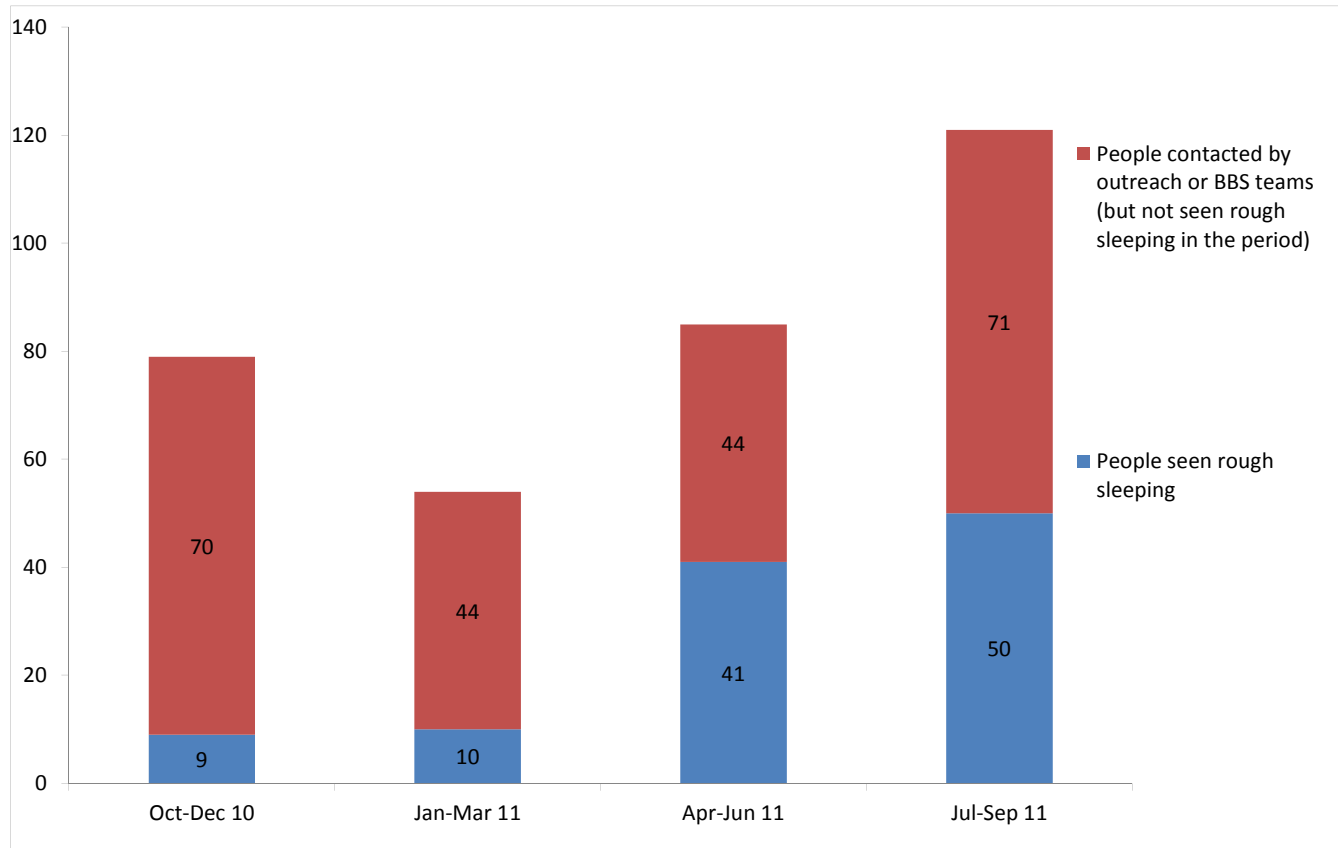
Street population (people who rough sleep and/or engage in a street lifestyle) contacted by outreach who fall into one or more of the street activity categories on CHAIN

# CHAIN Quarterly report for Islington

## Outreach Work

### 1) Rough sleeping

People seen by outreach or building based (BBS) teams in the quarter - rough sleeping or contacted either on the streets or in services



Oct-Dec 10 base: 79  
Jan-Mar 11 base: 54  
Apr-Jun 11 base: 85  
Jul-Sep 11 base: 121

121 verified rough sleepers were contacted by services in Islington during the quarter. This is an increase from 85 last quarter and compares to 81 in the same quarter last year.

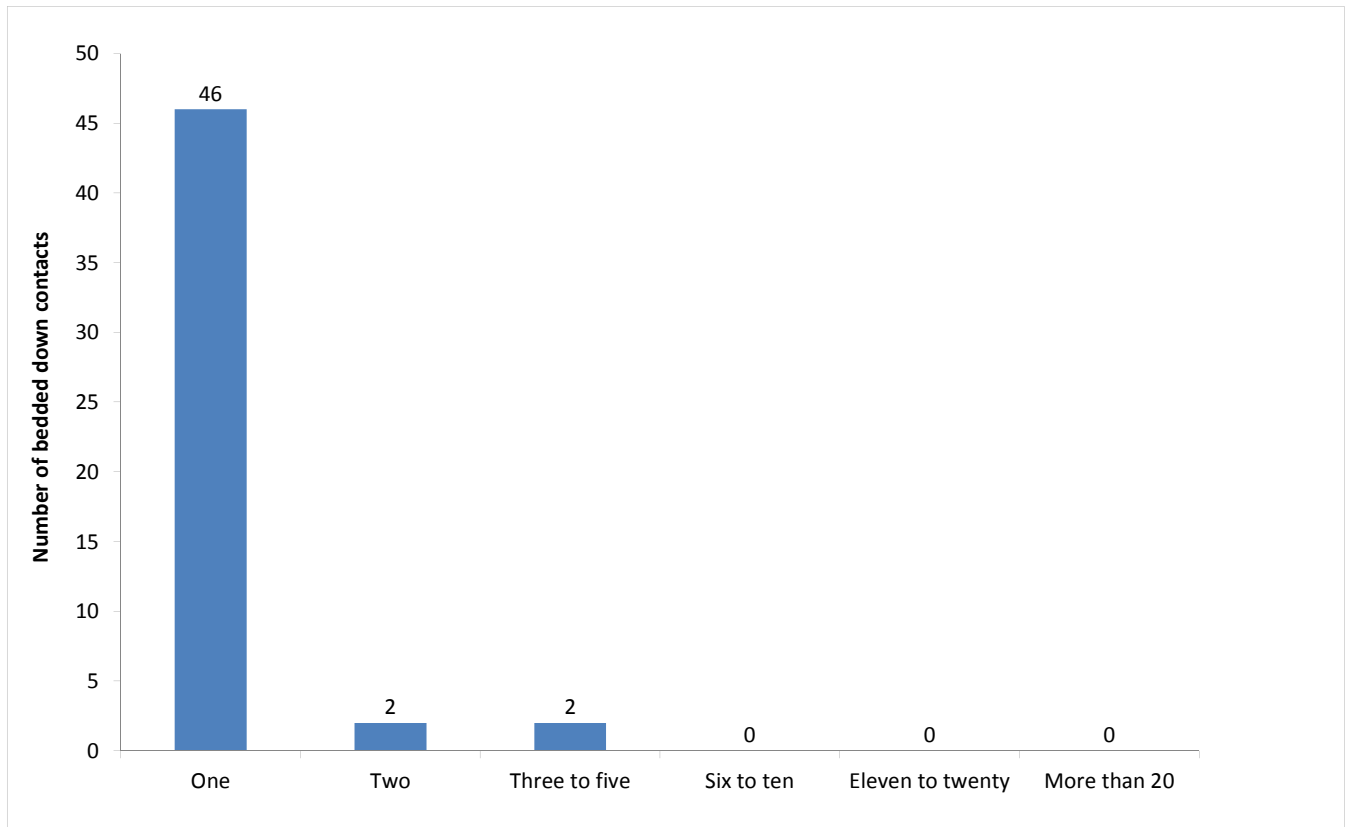
Of these 121, 50 had a bedded down street contact in the quarter and so were known to have slept rough in Islington during the quarter. The number sleeping rough this quarter has increased by 22%.

In the same period last year, 13 people were seen sleeping rough.

36 people were seen rough sleeping for the first time this quarter (flow). This compares to 34 in the previous quarter, an increase of 6%.

## 2) Rough sleeping volume

People seen rough sleeping by number of bedded down contacts during the quarter



Base: 50

The proportion of people who are stock has been falling: Oct-Dec 2010: 33%; Jan-Mar: 30%; Apr-Jun: 14%.

Of the 50 people seen rough sleeping this quarter, 46 only had a single bedded down street contact.

Of the 50 people seen bedded down, 2 were from CEE countries and seen only once during the period.

NB CEE nationals often cannot be offered the same service as other people due to benefit restrictions.

### 3) Nationality of rough sleepers

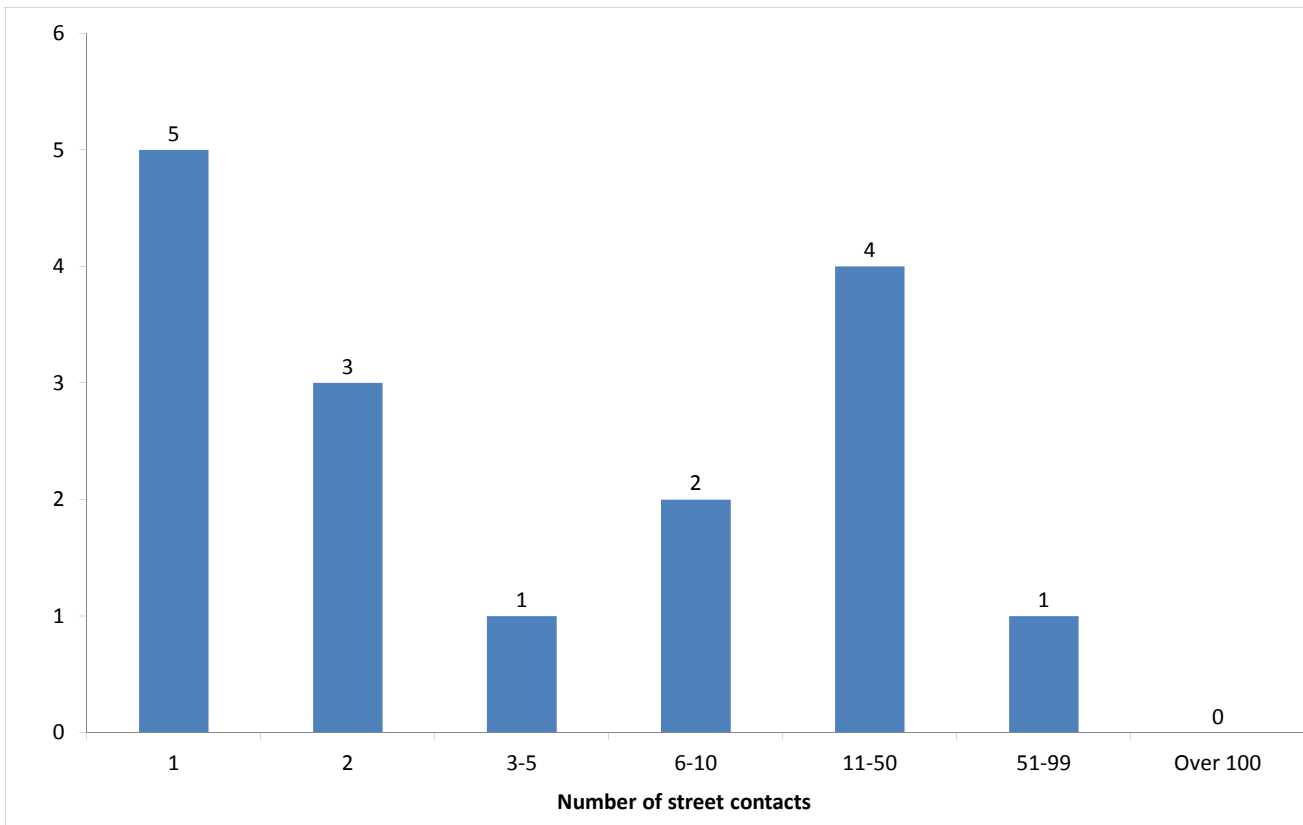
People seen rough sleeping by outreach or BBS teams during the quarter.

Nationality	Oct-Dec	%	Jan-Mar	%	Apr-Jun	%	Jul-Sep	%
UK	6	67%	7	70%	23	59%	33	80%
Ireland (Republic of)					1	3%	1	2%
Portugal					1	3%	1	2%
Bulgaria								
Czech Republic					2	5%		
Estonia								
Hungary								
Latvia								
Lithuania	1	11%			1	3%	1	2%
Poland								
Romania							2	5%
Slovenia								
Slovakia								
<b>Central and East European (CEE) sub-total</b>	<b>1</b>	<b>11%</b>	<b>0</b>	<b>0%</b>	<b>3</b>	<b>8%</b>	<b>3</b>	<b>7%</b>
other Europe			1	10%	4	10%	4	10%
Eritrea								
Africa	2	22%			2	5%	2	5%
America					2	5%	1	2%
Asia					3	8%	1	2%
Australasia			2	20%				
<i>Missing</i>					2		4	
<i>Not known</i>							5	
<b>Total</b>	<b>9</b>		<b>10</b>		<b>41</b>		<b>50</b>	
<b>Total**</b>	<b>9</b>	<b>100%</b>	<b>10</b>	<b>100%</b>	<b>39</b>	<b>100%</b>	<b>41</b>	<b>100%</b>

\*\*This total excludes those people seen rough sleeping where their nationality is not known (9)

#### 4) No booking into accommodation events

People contacted in the quarter with no accommodation events (booking or referrals) by any outreach or BBS team, by total number of street contacts recorded on CHAIN



Base: 16

16 (13%) verified rough sleepers contacted across Islington this quarter have never had a booking in action recorded on CHAIN. This is consistent with the previous three quarters.

9 of these people have slept rough in the quarter, which is 18% of all people sleeping rough this quarter.

5 (31%) of the people who have never had a booking in action recorded on CHAIN have only ever had 1 street contact recorded.

No one in Islington has never had a booking in action despite having over 100 street contacts. This is consistent with the previous three quarters.

## 5) Booking into accommodation and reconnection events

Outreach accommodation (bookings and referrals) and reconnection events achieved in the quarter by type of accommodation

Accommodation type	Jul-Sep	%	Apr-Jun	%
Assessment centre	7	20%	4	15%
Bed & breakfast	4	11%	6	22%
Clinic/Detox/Rehab	2	6%	1	4%
Night Centre	0	0%	0	0%
Rolling shelter	8	23%	9	33%
Hostel	5	14%	5	19%
Other temporary	0	0%	0	0%
Second-stage accommodation	0	0%	0	0%
St Mungo's complex needs	0	0%	0	0%
St Mungo's semi-independent	0	0%	0	0%
Clearing House/RSI	0	0%	0	0%
LA tenancy (general needs)	1	3%	2	7%
Private rented sector	0	0%	0	0%
Private rented sector - independent	0	0%	0	0%
Private rented sector - with some floating support/support	0	0%	0	0%
RSL tenancy (general needs)	0	0%	0	0%
Sheltered housing	0	0%	0	0%
Supported housing	2	6%	0	0%
Other long-term accommodation	0	0%	0	0%
<b>Bookings into accommodation total</b>	<b>29</b>	<b>83%</b>	<b>27</b>	<b>100%</b>
Return to home area	5	14%	0	0%
Seeking work	0	0%	0	0%
Move to area for friends/family	0	0%	0	0%
Move to area with appropriate services	1	3%	0	0%
Other	0	0%	0	0%
<b>Reconnections total</b>	<b>6</b>	<b>17%</b>	<b>0</b>	<b>0%</b>
<b>TOTAL</b>	<b>35</b>	<b>100%</b>	<b>27</b>	<b>100%</b>

Outreach and BBS teams across Islington succeeded in reconnecting or booking into accommodation 23 people, 19% of the 121 people contacted during the quarter.

This is consistent with the previous two quarters.

17 people had a total of 29 booking in events. This indicates that individuals can be booked into accommodation (the same type or different) more than once in the quarter.

3 people were booked into long-term accommodation. This is consistent with the previous two quarters.

5 people were booked into hostel accommodation. This is consistent with last quarter.

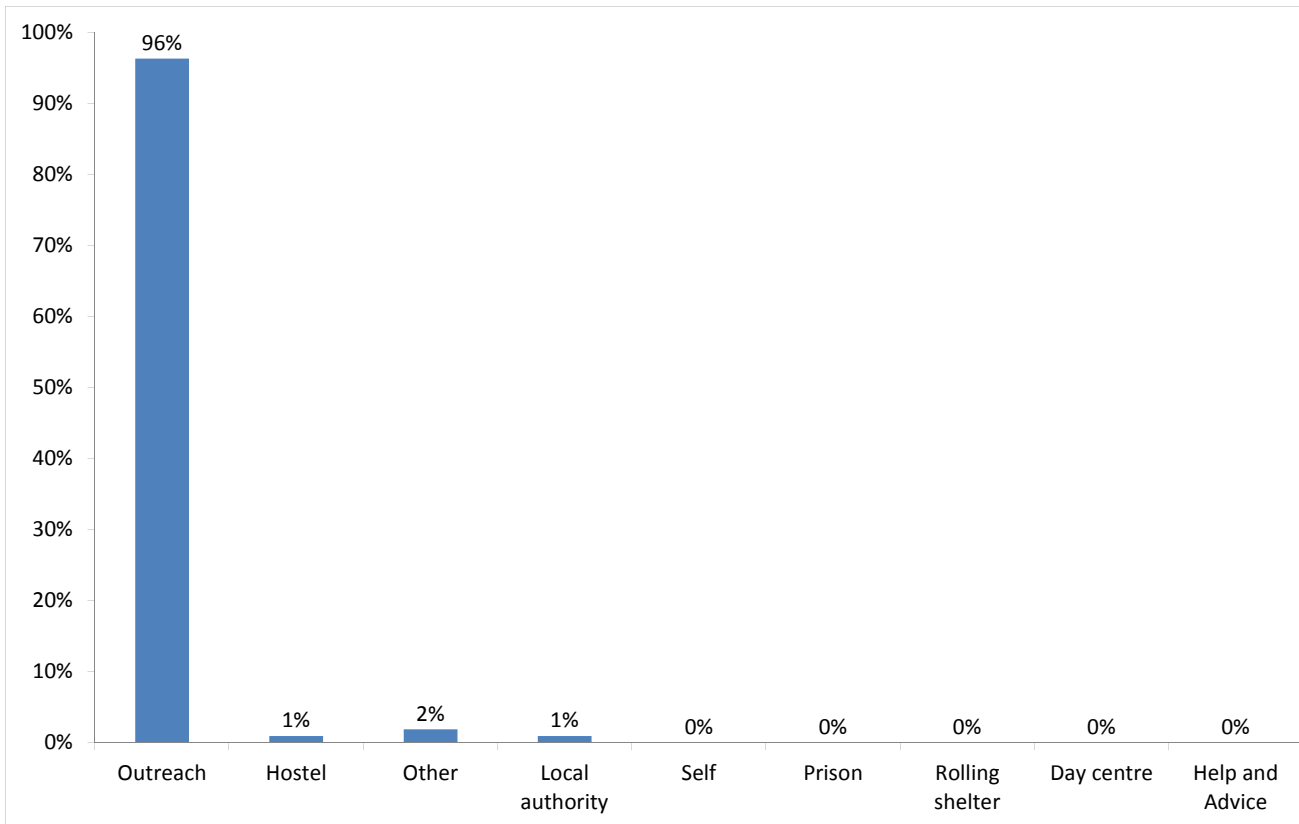
Outreach and BBS teams across Islington achieved a confirmed reconnection with 6 people they contacted this quarter. This is 5% of the people contacted by outreach or BBS teams this quarter.

6 confirmed reconnection events were recorded by outreach and BBS teams for verified rough sleepers this quarter. In addition, teams recorded 17 such actions for the wider street population (people not seen sleeping rough).

## Temporary Accommodation: hostels, assessment centres, rolling shelters and second stage

### 6) Arrivals

Temporary accommodation arrivals by accommodation project and source of referral.



Base: 108

105 people arrived at accommodation in Islington this year. These 105 people had 108 arrival actions. This indicates that an individual can arrive more than once (at the same accommodation project or different) in a period.

This is higher than previous quarters: Oct-Dec 2010, 87; Jan-Mar, 81; Apr-Jun, 82.

The proportion of arrivals to accommodation in Islington that were referred by outreach or BBS teams and other accommodation projects is consistent with previous quarters. It is higher than the proportion across all boroughs this quarter, 77%.

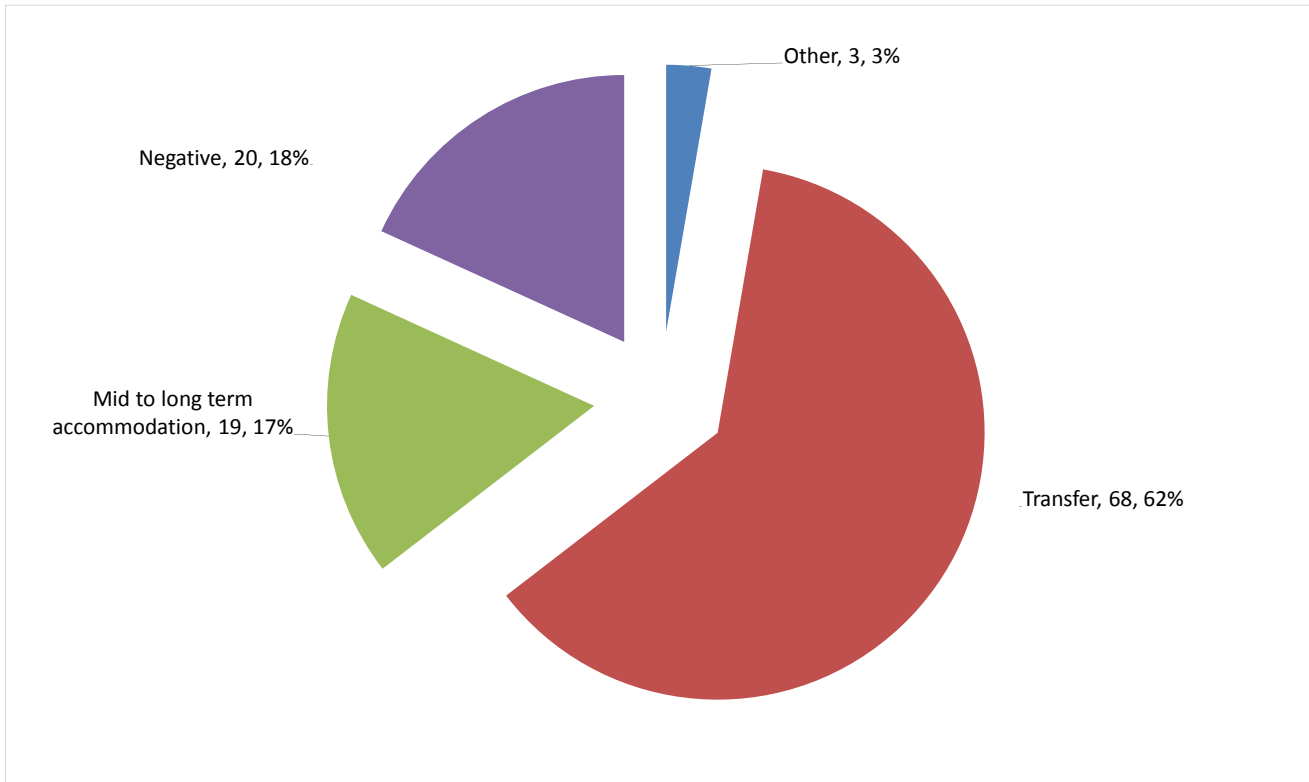


Breakdown by accommodation:

Source of referral → Accommodation ↓	BBS - CSTM	BBS - Passage	BBS - St Mungo's	Westminster SPOT	City Rough Sleepers Team	CRI - Camden	Heathrow Airport Outreach	Lambeth SORT	Southwark SPOT	Tower Hamlets SORT	London Street Rescue	Pilion Islington Outreach	St Mungo's internal transfer	Local authority other referral source)	Total
St Mungo's - Margery Street	15	14	19	2	9	3	4	4	4	3	18	9	1	1	106
St Mungo's - Tollington Road														1	1
St Mungo's - Wharton Street														1	1
<b>Total</b>	<b>15</b>	<b>14</b>	<b>19</b>	<b>2</b>	<b>9</b>	<b>3</b>	<b>4</b>	<b>4</b>	<b>4</b>	<b>3</b>	<b>18</b>	<b>9</b>	<b>1</b>	<b>2</b>	<b>108</b>

## 7) Departures - destination on departure

Departure actions by destination on departure



Base: 110

Destination categories on CHAIN	Chart category	Colour
Care home, Clearing House/RSI, Home area, Hospital - long term, LA tenancy (general needs), Long-term accommodation, Previous home, Private rented sector - independent, Private rented sector - supported, RSL tenancy (general needs), Sheltered Housing, Supported Housing	Mid to long term accommodation	
Bed & Breakfast, Detox clinic, Hostel, Hostel - another organisation, Hostel - within the organisation, Rehab clinic, Temporary accommodation, Psychiatric hospital, Hospital - NOT long term/acute care	Transfer	
Not known, Sleeping rough/returned to streets, Taken into custody	Negative	
Died, Outside London, Staying with family, Staying with friends	Other	

Destination on departure from temporary accommodation	Number	%
Bed & Breakfast	7	6%
Clearing House/RSI	2	2%
Detox clinic	4	4%
Hospital - NOT long term/acute care	2	2%
Hostel - another organisation	41	37%
Hostel - within the organisation	10	9%
LA tenancy (general needs)	1	1%
Not known	17	15%
Private rented sector - independent	5	5%
Returned to home country (CEE)	1	1%
RSL tenancy (general needs)	2	2%
Sleeping rough/Returned to streets	1	1%
Staying with family	1	1%
Staying with friends	2	2%
Supported Housing	8	7%
Taken into custody	2	2%
Temporary accommodation (LA)	4	4%
<b>Total</b>	<b>110</b>	<b>100%</b>

110 people departed from accommodation in Islington this year. These 110 people had 110 departure actions.

46% of people left accommodation to move to another hostel. This is consistent with the previous three quarters. It is slightly higher than the proportion across all boroughs this quarter, 35%.

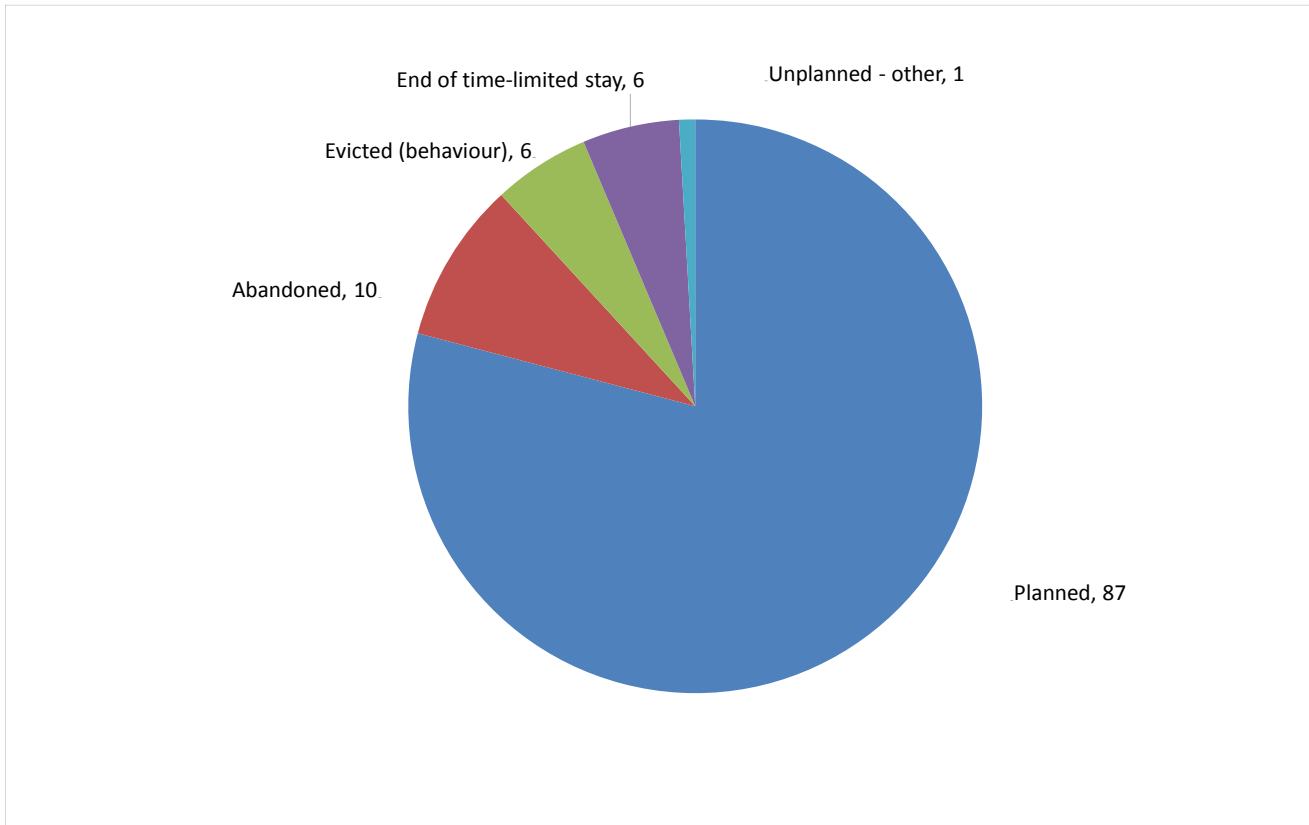
17% of people left accommodation to move to mid to long-term accommodation. This is consistent with the previous three quarters.

#### Breakdown by accommodation

Destination Accommodation																		
	Bed & Breakfast	Clearing House/RSI	Detox clinic	Hospital - NOT long term/acute	Hostel - another organisation	Hostel - within the organisation	LA tenancy (general needs)	Not known	Private rented sector -	Returned to home country (CEE)	RSL tenancy (general needs)	Sleeping rough/Returned	Staying with family	Staying with friends	Supported Housing	Taken into custody	Temporary accommodation	Total
St Mungo's - Margery Street	7	2	4	2	41	10	1	17	5	1		1	1	2	8	1	4	107
St Mungo's - Court Gardens																1		1
St Mungo's - Rosebery Avenue											1							1
St Mungo's - Wharton Street											1							1
<b>Total</b>	<b>7</b>	<b>2</b>	<b>4</b>	<b>2</b>	<b>41</b>	<b>10</b>	<b>1</b>	<b>17</b>	<b>5</b>	<b>1</b>	<b>2</b>	<b>1</b>	<b>1</b>	<b>2</b>	<b>8</b>	<b>2</b>	<b>4</b>	<b>110</b>

## 8) Departures - reason for leaving

Departures by whether or not the departure was planned or unplanned



Base: 110

110 people departed from accommodation in Islington this quarter. These 110 people had 110 departure actions.

As with arrivals, the number of people departing and departures is higher than last quarter - 80 people, 81 departures.

79% of departures were due to a planned move. This has fluctuated over the periods: Oct-Dec 2010, 81%; Jan-Mar, 58%; Apr-Jun, 67%. It is consistent with the proportion across all boroughs this quarter.

9% of departures were due to abandonments - Oct-Dec 2010, 9%; Jan-Mar, 18%; Apr-Jun, 21%. It is consistent with the proportion across all boroughs this quarter.

5% of departures were due to evictions. This is consistent with the previous three quarters, and with the proportion across all boroughs this quarter.

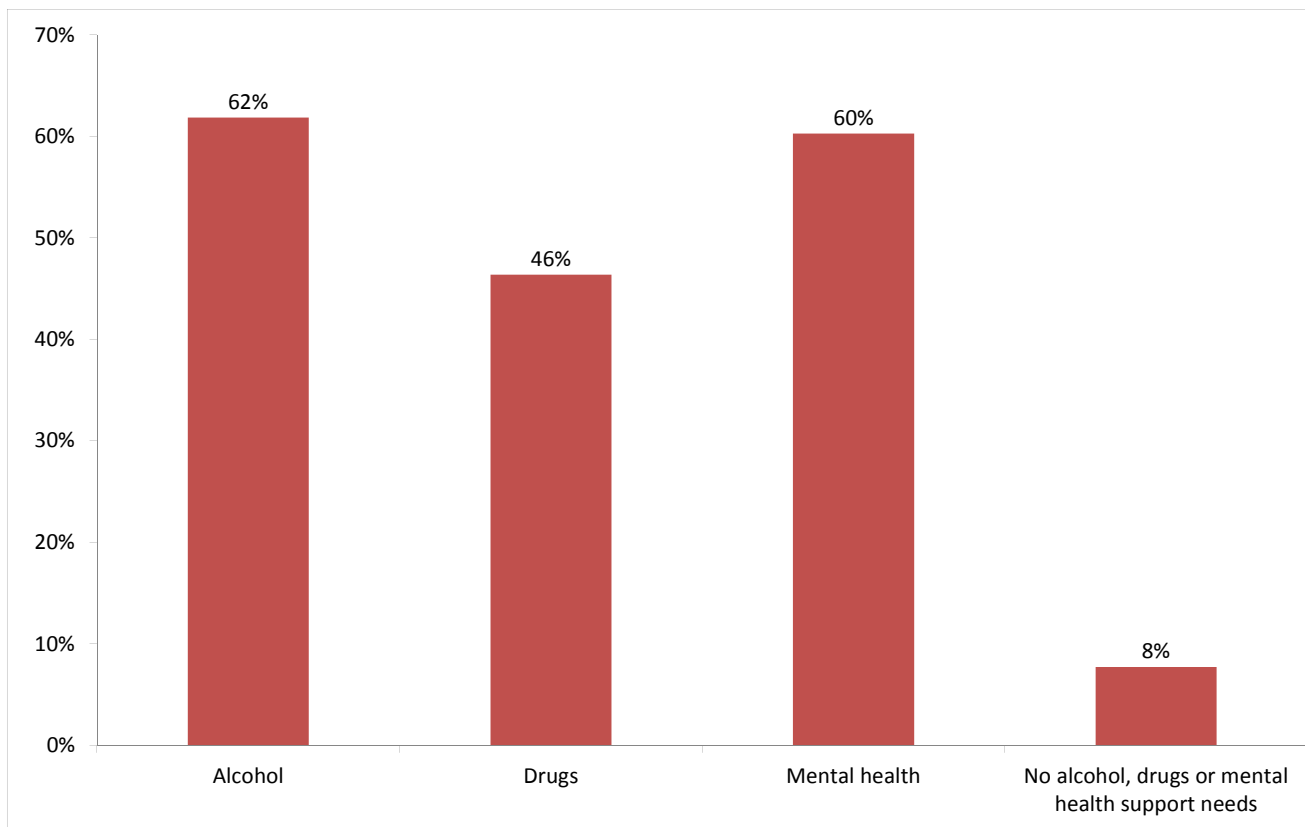
**Breakdown by accommodation**

Planned/Unplanned Accommodation	Planned	Abandoned	Evicted (behaviour)	End of time- limited stay	Unplanned - other	Total
St Mungo's - Margery Street	85	10	5	6	1	<b>107</b>
St Mungo's - Court Gardens			1			<b>1</b>
St Mungo's - Rosebery Avenue	1					<b>1</b>
St Mungo's - Wharton Street	1					<b>1</b>
<b>Total</b>	<b>87</b>	<b>10</b>	<b>6</b>	<b>6</b>	<b>1</b>	<b>110</b>

## Client Support Needs/Experience of armed forces, care and prison

### 9) Support needs

People contacted by outreach or BBS teams and/or arriving in accommodation in the quarter by support needs



Base: 194 Note that the base figure for this graph excludes clients where all 3 support needs are not known or not recorded (26).

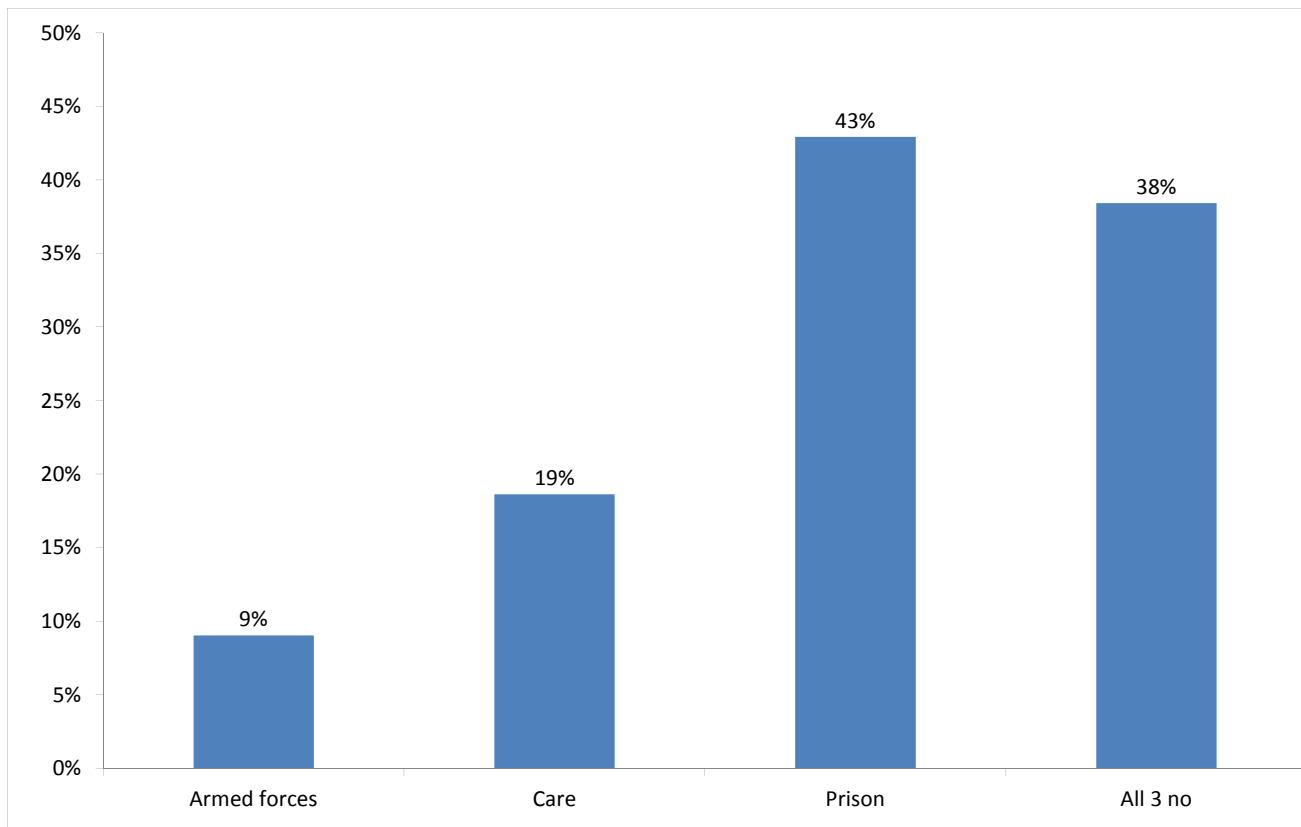
Support Needs	No. of people	%
Alcohol only	24	11%
Drugs only	16	7%
Mental health only	28	13%
Alcohol and drugs	21	10%
Alcohol and mental health	36	16%
Drugs and mental health	14	6%
Alcohol, drugs and mental health	39	18%
All 3 no	15	7%
All 3 not known or not assessed	26	12%
All 3 no, not known or not assessed	1	0%
<b>Total</b>	<b>220</b>	<b>100%</b>

The proportion of people contacted in Islington with an alcohol, drugs or mental health support need is consistent with the previous two periods.

The proportion of people contacted in Islington with each support need is higher than the proportion across all boroughs this quarter: alcohol, 52%; drugs, 36%; mental health, 44%.

## 10) Experience of armed forces, care and prison

People contacted by outreach or BBS teams and/or arriving in accommodation in the quarter by experience of the armed forces, care or prison



Base: 177 Note that the base figure for this graph excludes clients where all 3 institutional histories are not known.

16 people contacted in Islington this quarter have previously been in the armed forces (4 last quarter).

Of these, 4 people were seen rough sleeping in the period.

Nationality	Number	% of people seen rough sleeping*
UK	3	7%
Non-UK	1	2%
<b>Total</b>	<b>4</b>	<b>9%</b>

33 people contacted in Islington this quarter have previously been in care (19 last quarter).

76 people contacted in Islington this quarter have previously been in prison (41 last quarter).

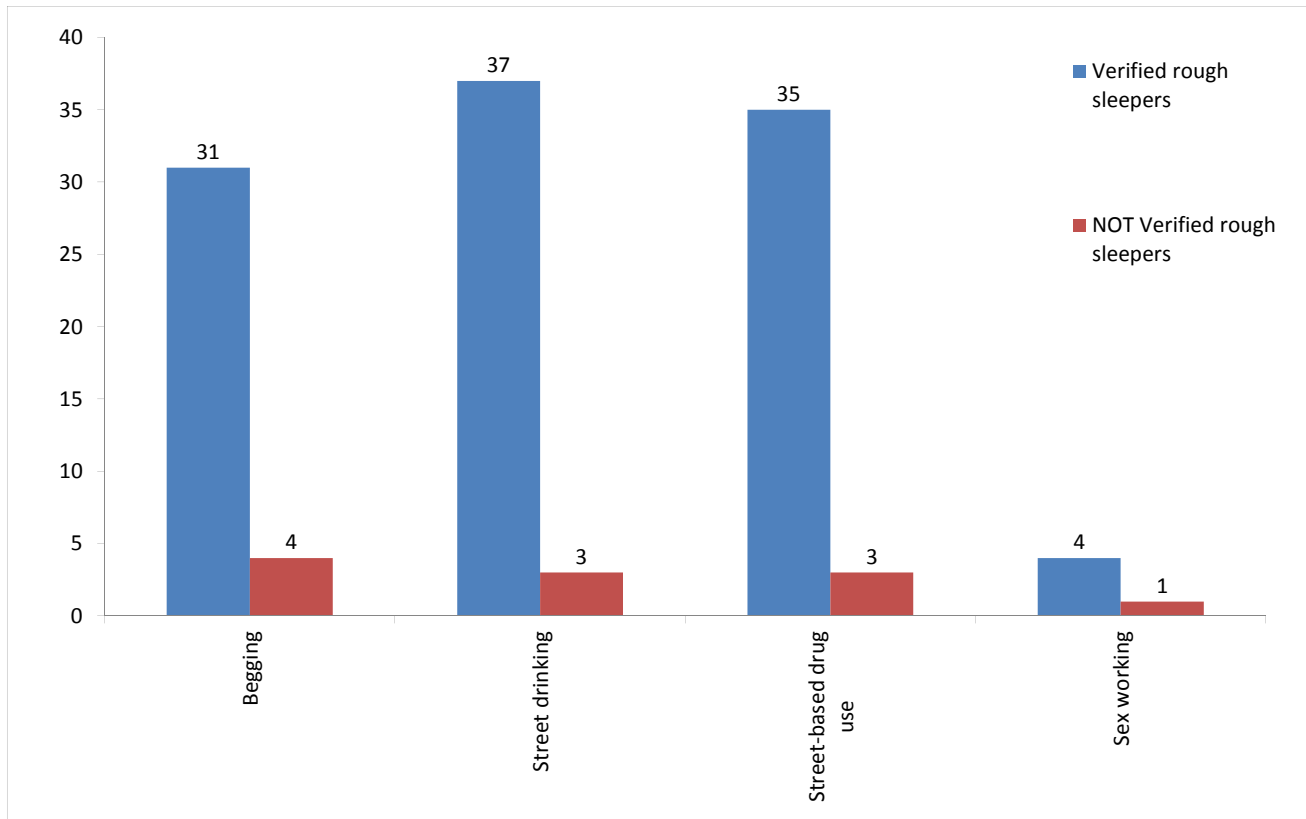
It is possible for someone contacted to have previous experience of more than one institution and so be included in more

The proportion of people contacted in Islington with previous experience of the armed forces, care or prison is consistent with the previous three quarters, and with the proportion across all boroughs this quarter.

\*Base: People seen rough sleeping in the period who have been assessed for armed forces, care or prison: 43

## 11) Street activity

Street population (people who rough sleep and/or engage in a street lifestyle) contacted by outreach who fall into one or more of the street activity categories on CHAIN



Base for verified rough sleepers: 52

Base for people not verified as rough sleepers: 36

Of the 121 verified rough sleepers contacted this quarter, 52 (43%) have been assessed as engaging in one or more street activities.

Some of these people contacted this quarter have been seen engaging in more than one type of street activity at some point.

In addition to the 121 verified rough sleepers contacted in the quarter by outreach or BBS teams, 36 people who are considered vulnerable but have not been seen rough sleeping were also contacted. Of these:

12 were booked into accommodation across all boroughs;

30 were recorded as having arrived at accommodation reporting to CHAIN.