



CHAIN

Quarterly Report for Kensington & Chelsea July - September 2011



CHAIN Quarterly report for Kensington and Chelsea 1st July to 30th September 2011

Contents

Outreach Work

1) Rough sleeping

People seen by outreach or building based (BBS) teams in the quarter - rough sleeping or contacted either on the streets or in services

2) Rough sleeping volume

People seen rough sleeping by number of bedded down contacts during the quarter

3) Nationality of rough sleepers

People seen rough sleeping by outreach or BBS teams during the quarter.

4) People contacted by month

People seen rough sleeping by outreach or building based (BBS) teams by month

5) No booking into accommodation events

People contacted in the quarter with no accommodation events (booking or referrals) by any outreach or BBS team, by total number of street contacts recorded on CHAIN

6) Booking into accommodation and reconnection events

Outreach accommodation (bookings and referrals) and reconnection events achieved in the quarter by type of accommodation

Hostels, assessment centres, rolling shelters and second stage accommodation

7) Arrivals

Temporary accommodation arrivals by accommodation project and source of referral.

8) Departures - destination on departure

Departure actions by destination on departure

9) Departures - reason for leaving

Departures by whether or not the departure was planned or unplanned

Support needs and institutional history

10) Support needs

People contacted by outreach or BBS teams and/or arriving in accommodation in the quarter by support needs

11) Experience of armed forces, care and prison

People contacted by outreach or BBS teams and/or arriving in accommodation in the quarter by experience of the armed forces, care or prison

Wider street population

12) Street activity

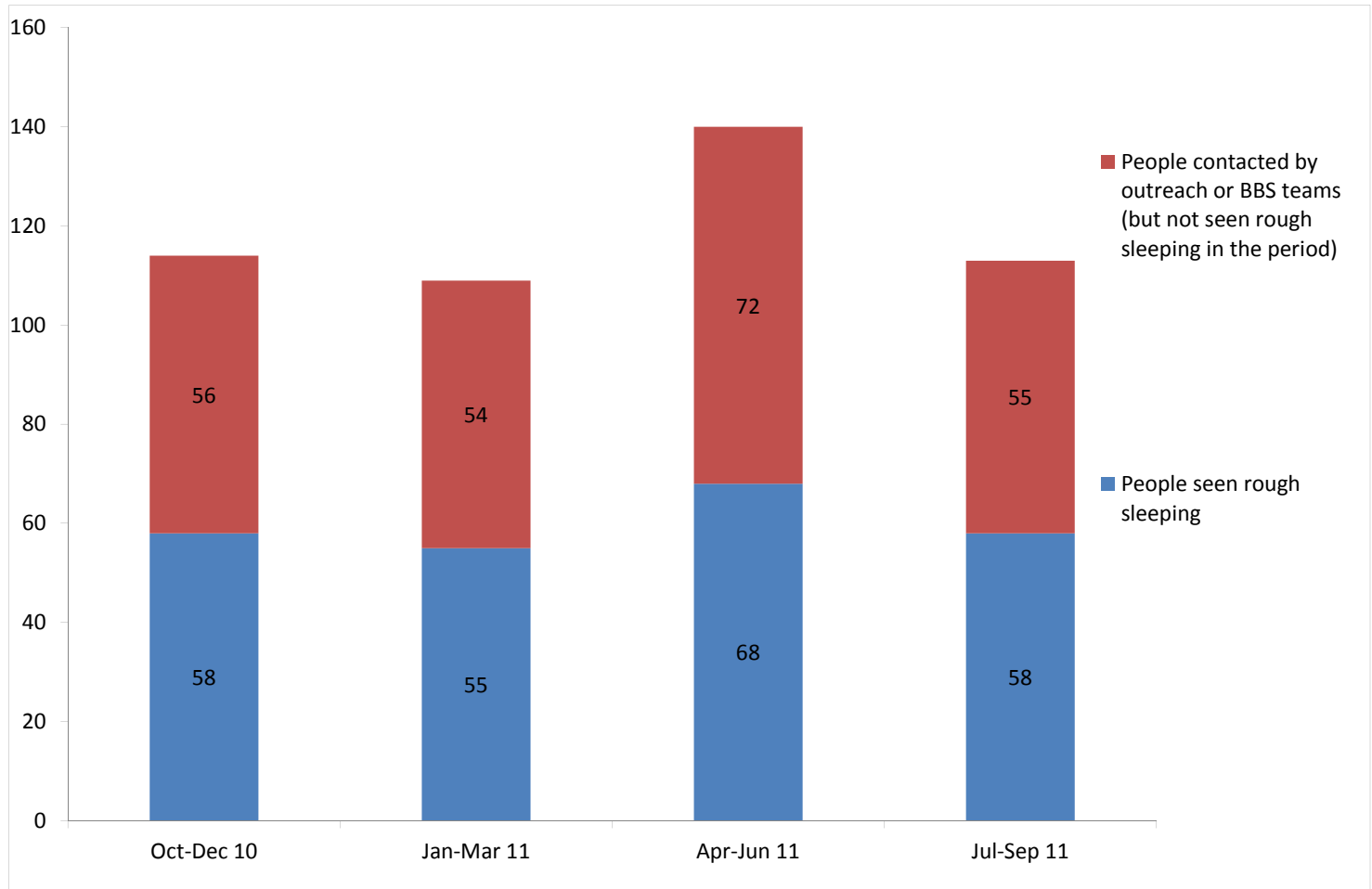
Street population (people who rough sleep and/or engage in a street lifestyle) contacted by outreach who fall into one or more of the street activity categories on CHAIN

CHAIN Quarterly report for Kensington and Chelsea

Outreach Work

1) Rough sleeping

People seen by outreach or building based (BBS) teams in the quarter - rough sleeping or contacted either on the streets or in services



Oct-Dec 10 base: 114
Jan-Mar 11 base: 109
Apr-Jun 11 base: 140
Jul-Sep 11 base: 113

113 verified rough sleepers were contacted by services in Kensington and Chelsea during the quarter. This is a decrease from 140 last quarter and compares to 123 in the same quarter last year.

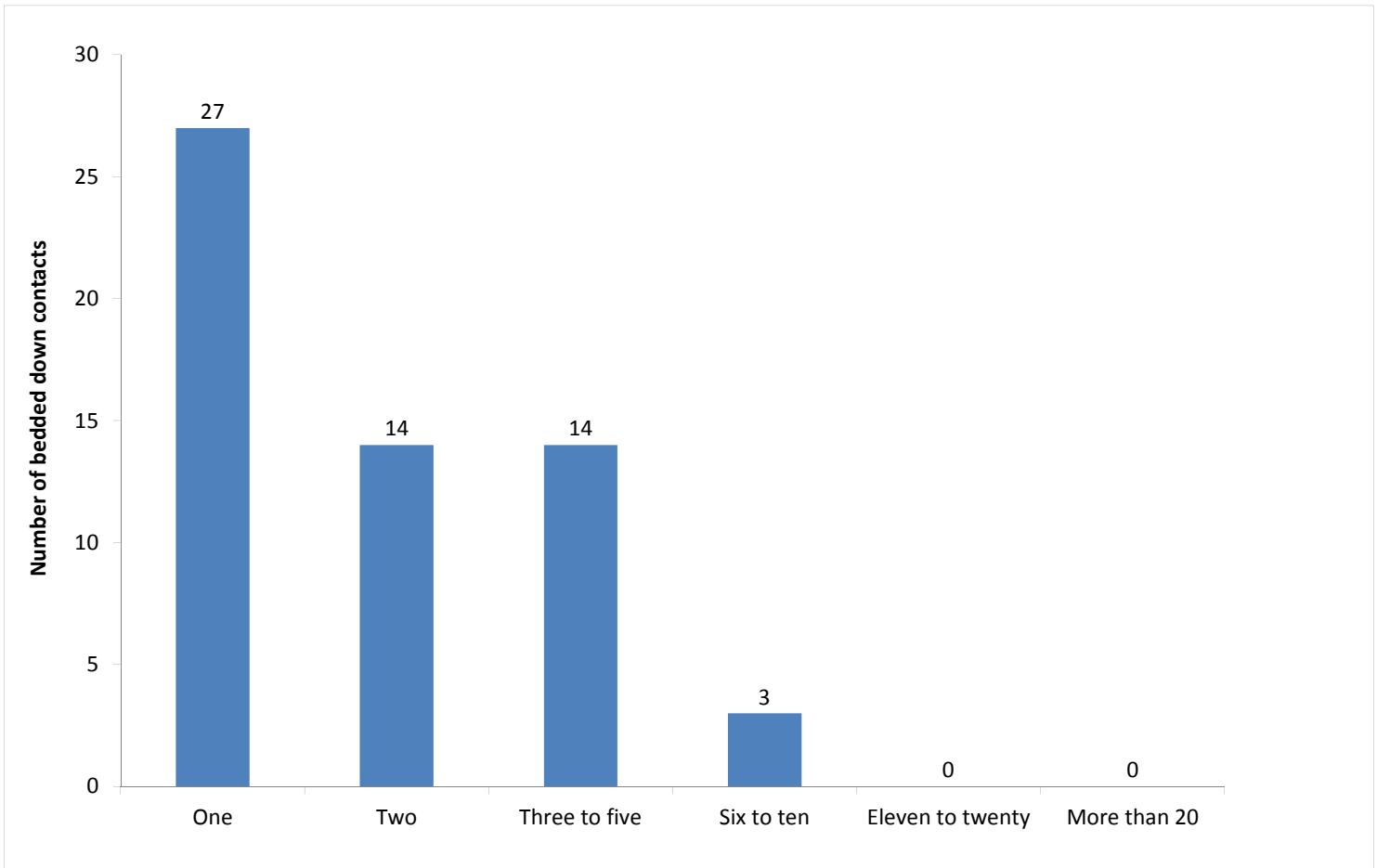
Of these 113, 58 had a bedded down street contact in the quarter and so were known to have slept rough in Kensington and Chelsea during the quarter. The number sleeping rough this quarter has decreased by 15%.

In the same period last year, 56 people were seen sleeping rough.

12 people were seen rough sleeping for the first time this quarter (flow). This compares to 15 in the previous quarter, a decrease of 20%.

2) Rough sleeping volume

People seen rough sleeping by number of bedded down contacts during the quarter



Base: 58

Of the 58 people seen rough sleeping this quarter, 27 only had a single bedded down street contact.

Of the 58 people seen bedded down, 6 were from CEE countries and seen only once during the period.

NB CEE nationals often cannot be offered the same service as other people due to benefit restrictions.

3) Nationality of rough sleepers

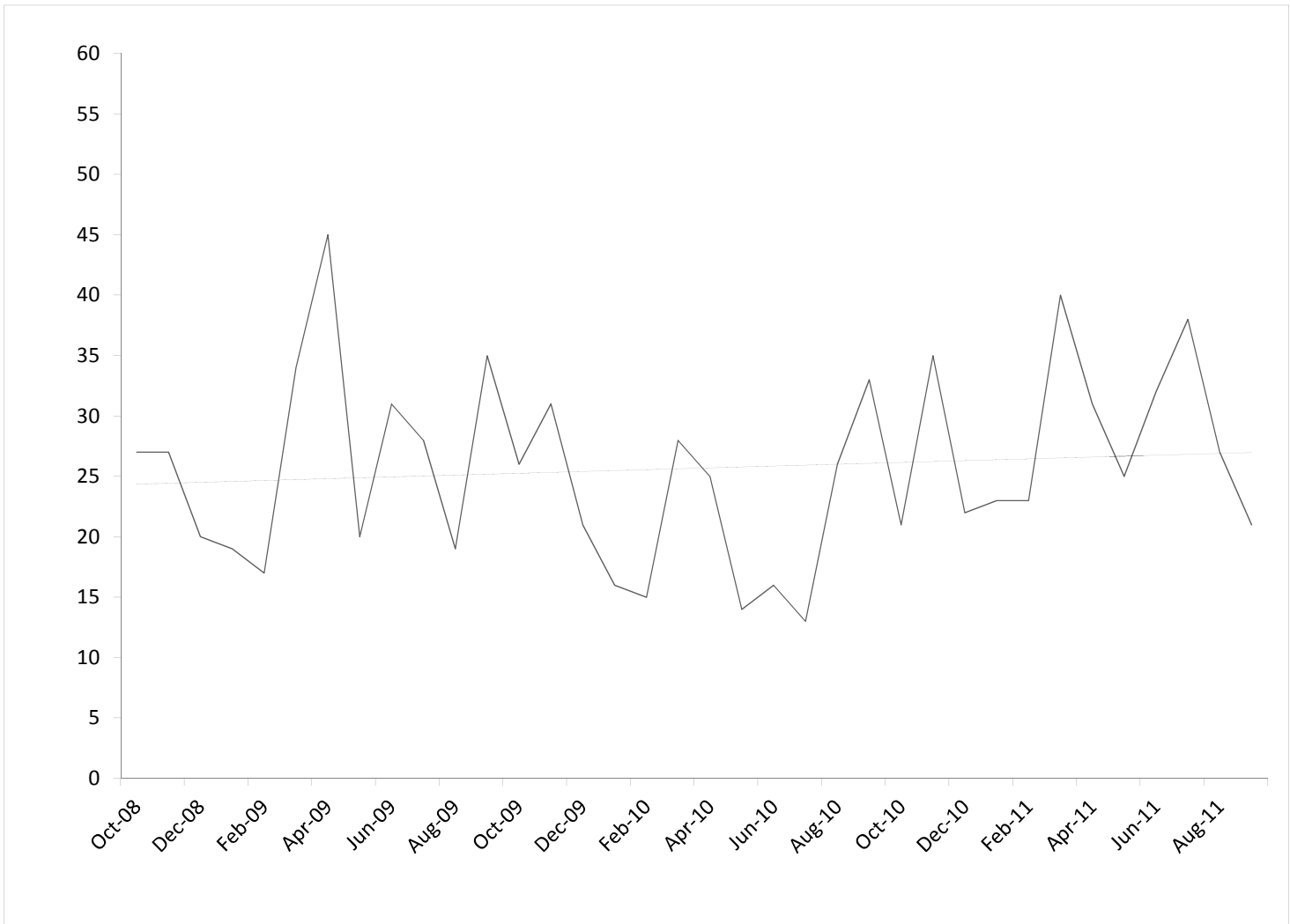
People seen rough sleeping by outreach or BBS teams during the quarter.

Nationality	Oct-Dec	%	Jan-Mar	%	Apr-Jun	%	Jul-Sep	%
UK	28	49%	19	36%	27	42%	31	56%
Bulgaria					1		2	4%
Czech Republic	2	4%		0%	1	2%	1	2%
Estonia	1		2				1	2%
Hungary					1		1	2%
Latvia	2	4%	4	8%	7	11%	2	4%
Lithuania		0%		0%		0%		0%
Poland	6	11%	10	19%	7	11%	4	7%
Romania	2	4%	1	2%	1	2%	2	4%
Slovenia								0%
Slovakia		0%	2	4%	2	3%	3	5%
Central and East European	13	23%	19	36%	20	31%	16	29%
other Europe	11	19%	11	21%	12	18%	8	15%
Africa	3	5%	3	6%	5	8%	2	4%
America		0%		0%	0	0%		0%
Asia	1	2%	1	2%	0	0%		0%
Australasia	1	2%		0%	1	2%		0%
Missing			1		2		1	2%
Not known	1		1		1		2	4%
Total	58		55		68		58	105%
Total**	57	100%	53	100%	65	100%	55	100%

**This total excludes those people seen rough sleeping where their nationality is not known (3).

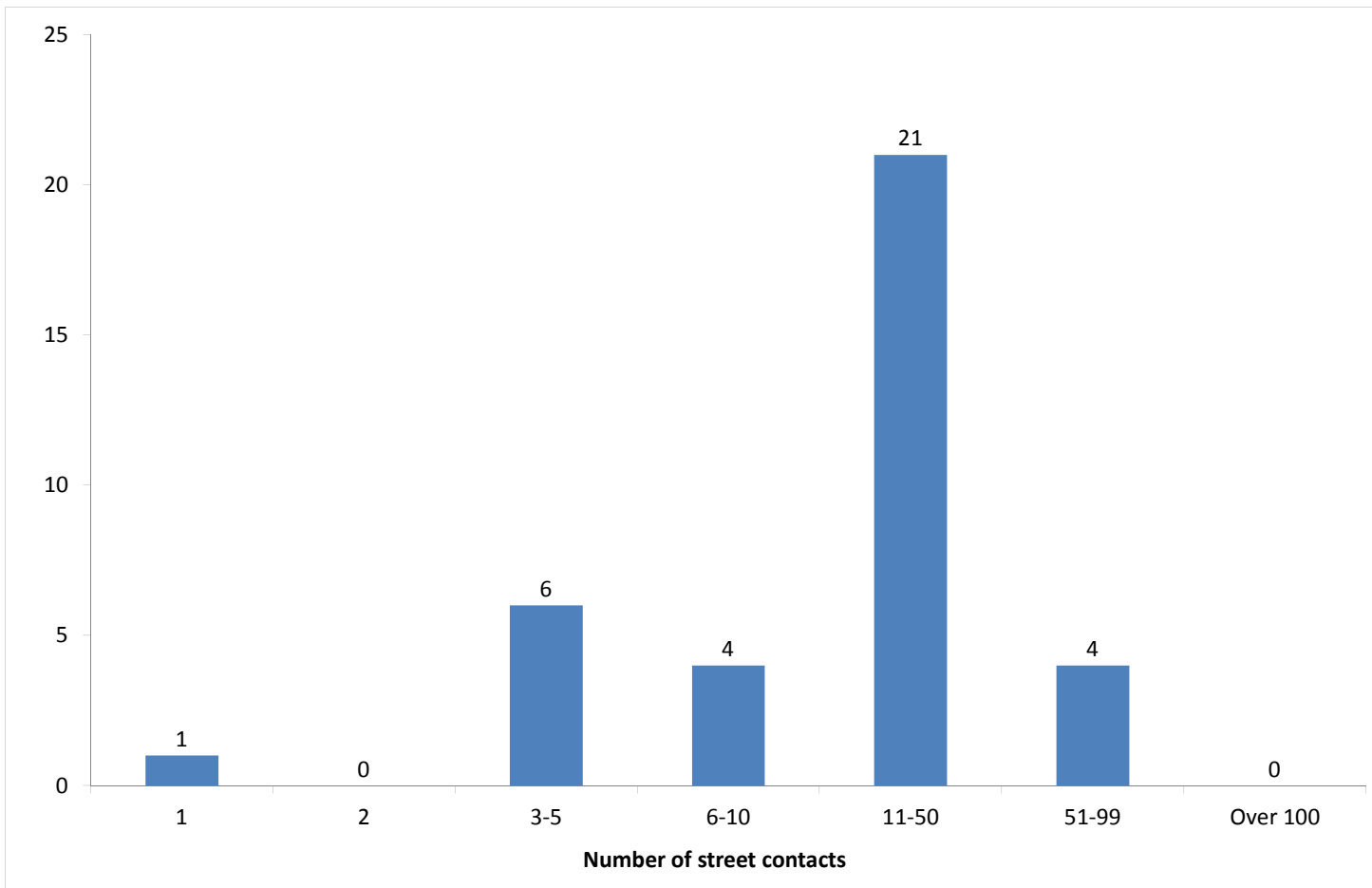
4) People contacted by month

People seen rough sleeping by outreach or building based (BBS) teams by month



5) No booking into accommodation events

People contacted in the quarter with no accommodation events (booking or referrals) by any outreach or BBS team, by total number of street contacts recorded on CHAIN



Base: 36

36 (32%) verified rough sleepers contacted across Kensington and Chelsea this quarter have never had a booking in action recorded on CHAIN. This is consistent with the previous two quarters.

23 of these people have slept rough in the quarter, which is 40% of all people sleeping rough this quarter.

1 (3%) of the people who has never had a booking in action recorded on CHAIN have only ever had 1 street contact recorded.

6) Booking into accommodation and reconnection events

Outreach accommodation (bookings and referrals) and reconnection events achieved in the quarter by type of accommodation

Accommodation type	Jul-Sep	%	Apr-Jun	%
Assessment centre	0	0%	0	0%
Bed & breakfast	0	0%	2	8%
Clinic/Detox/Rehab	0	0%	2	8%
Night Centre	0	0%	0	0%
Rolling shelter	0	0%	0	0%
Hostel	16	73%	13	54%
Other temporary	0	0%	0	0%
Second-stage accommodation	2	9%	2	8%
St Mungo's complex needs	0	0%	0	0%
St Mungo's semi-independent	1	5%	0	0%
Clearing House/RSI	0	0%	1	4%
LA tenancy (general needs)	0	0%	0	0%
Private rented sector	0	0%	0	0%
Private rented sector - independent	1	5%	3	13%
Private rented sector - with some floating support/support	0	0%	0	0%
RSL tenancy (general needs)	0	0%	0	0%
Sheltered housing	0	0%	0	0%
Supported housing	0	0%	0	0%
Other long-term accommodation	0	0%	0	0%
Bookings into accommodation total	20	91%	23	96%
Return to home area	1	5%	1	4%
Seeking work	0	0%	0	0%
Move to area for friends/family	0	0%	0	0%
Move to area with appropriate services	1	5%	1	4%
Other	0	0%	0	0%
Reconnections total	2	9%	1	4%
TOTAL	22	100%	24	100%

Outreach and BBS teams across Kensington and Chelsea succeeded in reconnecting or booking into accommodation 19 people, 17% of the 113 people contacted during the quarter.

This has been rising slowly but steadily: Oct-Dec 2010, 10%; Jan-Mar, 11%, Apr-Jun, 15%.

17 people had a total of 20 booking in events. This indicates that individuals can be booked into accommodation (the same type or different) more than once in the quarter.

One person was booked into long-term accommodation. This is consistent with previous periods.

14 people were booked into hostel accommodation. This is consistent with last quarter, but higher than previously: Oct-Dec 2010, 5; Jan-Mar, 5; Apr-Jun, 12.

Outreach and BBS teams across Kensington and Chelsea achieved a confirmed reconnection with 2 people they contacted this quarter. This is 2% of the people contacted by outreach or BBS teams this quarter.

2 confirmed reconnection events were recorded by outreach and BBS teams for verified rough sleepers this quarter. There were no such actions for the wider street population (people not seen sleeping rough).

Temporary Accommodation: hostels, assessment centres, rolling shelters and second stage

7) Arrivals

Temporary accommodation arrivals by accommodation project and source of referral.

8 people arrived at accommodation in Kensington and Chelsea this year. These 8 people had 9 arrival actions. This indicates that an individual can arrive more than once (at the same accommodation project or different) in a period.

The numbers of people arriving and arrivals are consistent with previous periods.

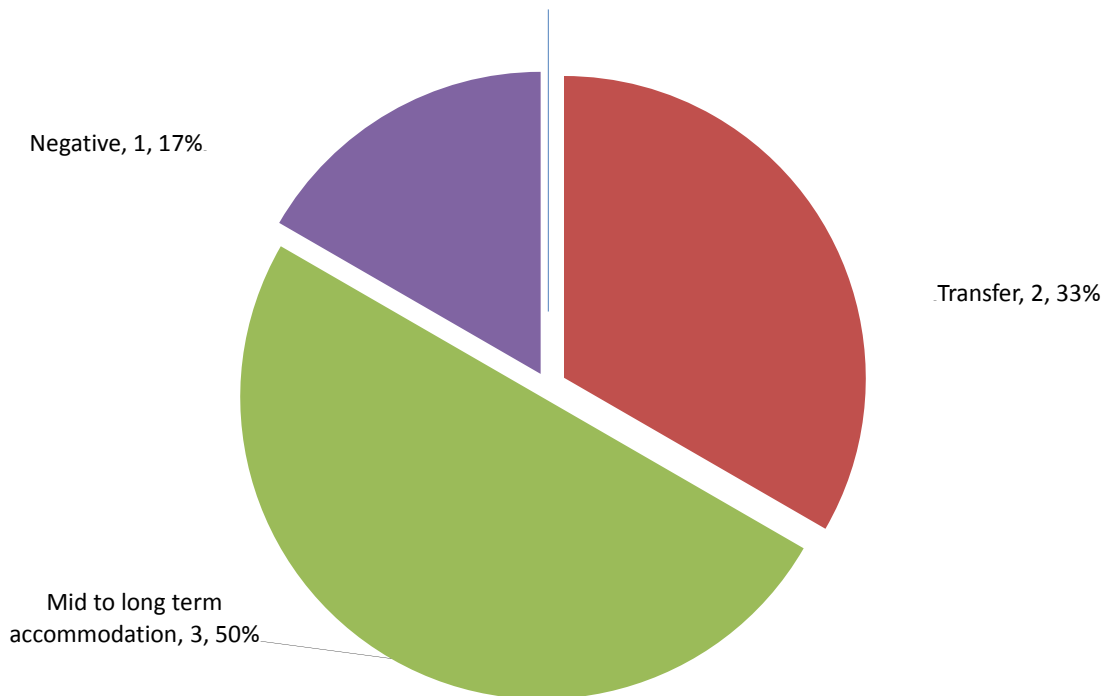
The proportion of arrivals to accommodation in Kensington and Chelsea that were referred by outreach or BBS teams and other accommodation projects is consistent with previous quarters.

Breakdown by accommodation:

Source of referral → Accommodation ↓	K & C SIT	Total
Look Ahead - Warwick Road	2	2
St Mungo's - Cromwell Road	7	7
Total	9	9

8) Departures - destination on departure

Departure actions by destination on departure



Base: 6

Destination categories on CHAIN	Chart category	Colour
Care home, Clearing House/RSI, Home area, Hospital - long term, LA tenancy (general needs), Long-term accommodation, Previous home, Private rented sector - independent, Private rented sector - supported, RSL tenancy (general needs), Sheltered Housing, Supported Housing	Mid to long term accommodation	Green
Bed & Breakfast, Detox clinic, Hostel, Hostel - another organisation, Hostel - within the organisation, Rehab clinic, Temporary accommodation, Psychiatric hospital, Hospital - NOT long term/acute care	Transfer	Red
Not known, Sleeping rough/returned to streets, Taken into custody	Negative	Purple
Died, Outside London, Staying with family, Staying with friends	Other	Blue

Destination on departure from temporary accommodation	Number	%
Detox clinic	1	17%
Hostel - within the organisation	1	17%
Not known	1	17%
RSL tenancy (general needs)	3	50%
Total	6	100%

6 people departed from accommodation in Kensington and Chelsea this quarter. These 6 people had 6 departure actions. The number of departures has fluctuated over the year due to the closure of Princess Beatrice House.

17% of people left accommodation to move to another hostel. This compares to 60% last quarter, when Princess Beatrice House closed.

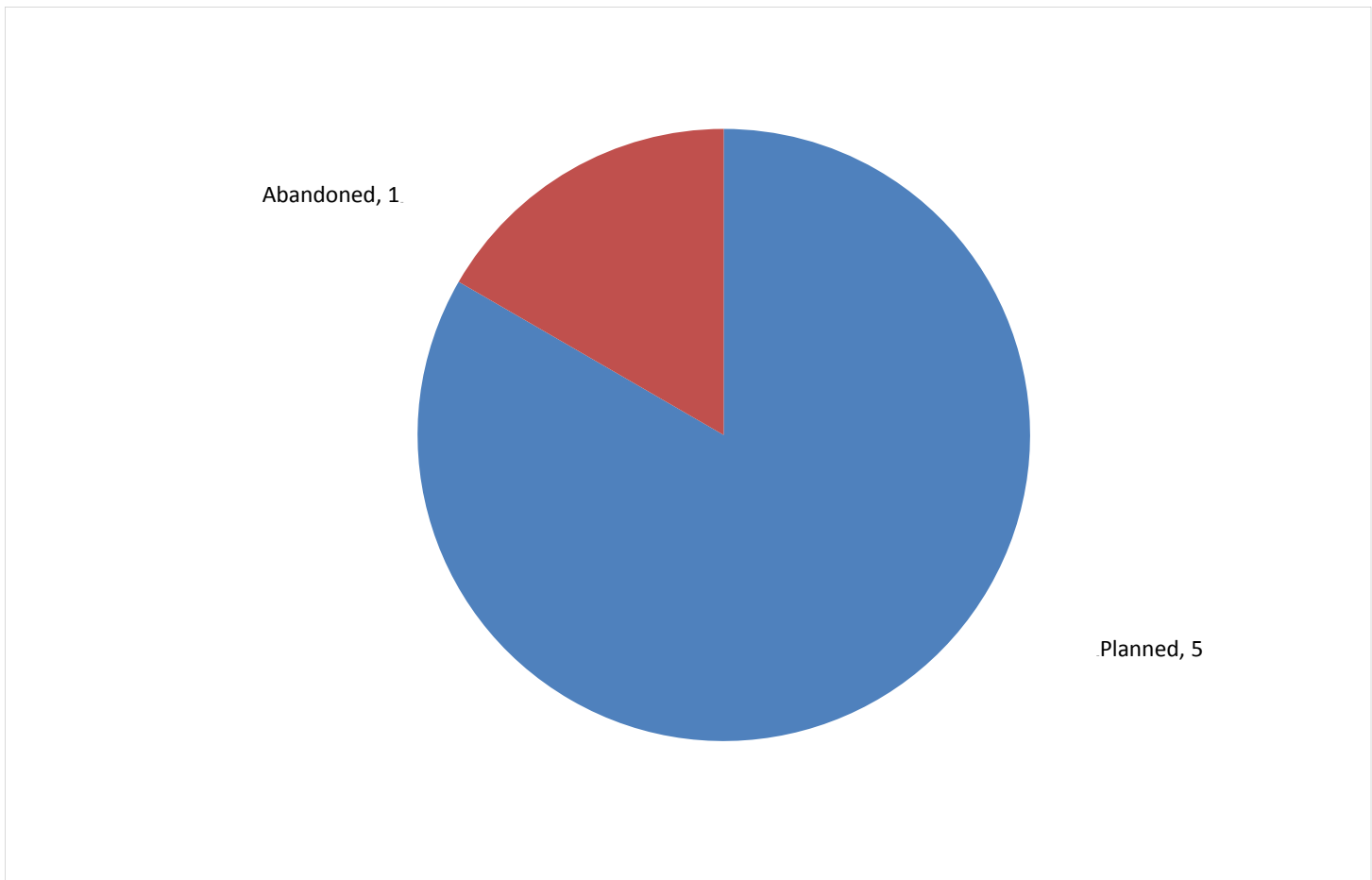
50% of people left accommodation to move to mid to long-term accommodation. This has fluctuated over the past year: Oct-Dec 2010, 57%; Jan-Mar, 20%; Apr-Jun, 40%.

Breakdown by accommodation

Destination Accommodation	Detox clinic	Hostel - within the organisation	Not known	RSL tenancy (general needs)	Total
St Mungo's - Chepstow Villas				1	1
St Mungo's - Cromwell Road	1	1	1	1	4
St Mungo's - Redcliffe Gardens				1	1
Total	1	1	1	3	6

9) Departures - reason for leaving

Departures by whether or not the departure was planned or unplanned



Base: 6

6 people departed from accommodation in Kensington and Chelsea this quarter. These 6 people had 6 departure actions.

The number of people departing and departures is lower than previous quarters, and was also affected by the closure of Princess Beatrice House.

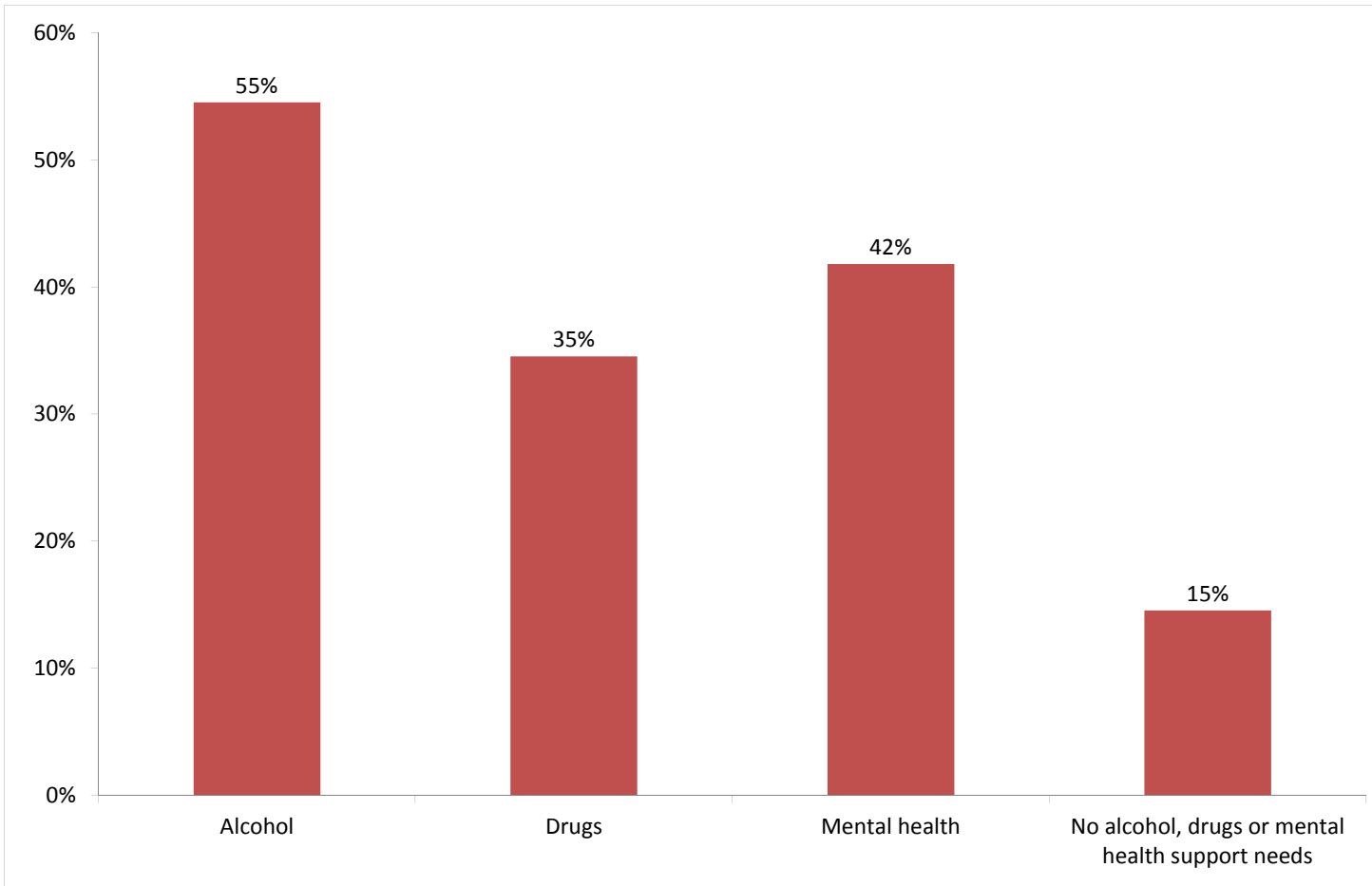
Breakdown by accommodation

Planned/Unplanned → Accommodation ↓	Planned	Abandoned	Total
St Mungo's - Chepstow Villas	1		1
St Mungo's - Cromwell Road	3	1	4
St Mungo's - Redcliffe Gardens	1		1
Total	5	1	6

Client Support Needs

10) Support needs

People contacted by outreach or BBS teams and/or arriving in accommodation in the quarter by support needs



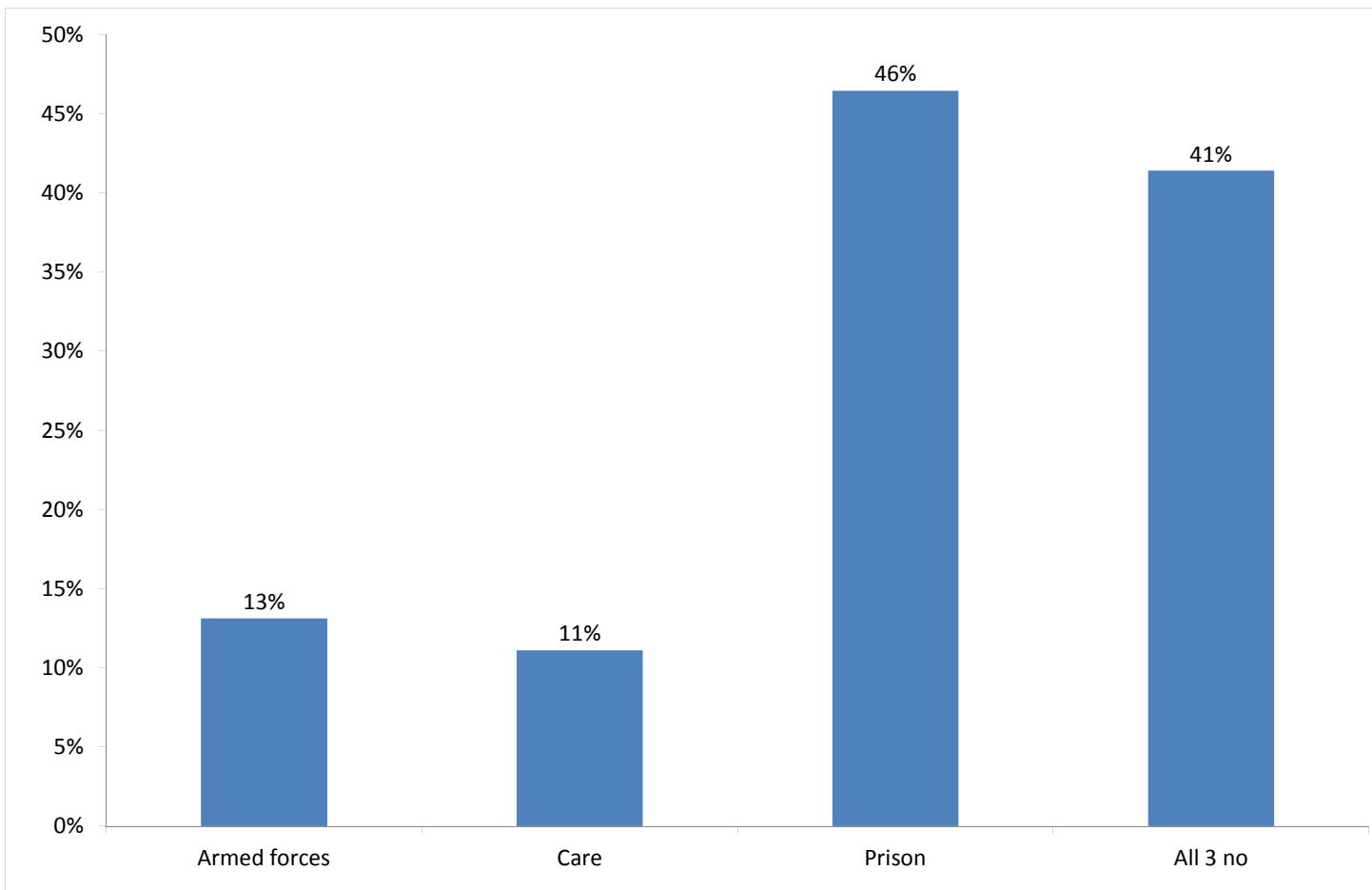
Base: 110 Note that the base figure for this graph excludes clients where all 3 support needs are not known or not recorded (6).

Support Needs	No. of people	%
Alcohol only	19	16%
Drugs only	10	9%
Mental health only	16	14%
Alcohol and drugs	15	13%
Alcohol and mental health	17	15%
Drugs and mental health	4	3%
Alcohol, drugs and mental health	9	8%
All 3 no	16	14%
All 3 not known or not assessed	6	5%
All 3 no, not known or not assessed	4	3%
Total	116	100%

The proportion of people contacted in Kensington and Chelsea with an alcohol, drugs or mental health support need is consistent with the previous two periods, and with the proportion across all boroughs this quarter.

11) Experience of armed forces, care and prison

People contacted by outreach or BBS teams and/or arriving in accommodation in the quarter by experience of the armed forces, care or prison



Base: 99 Note that the base figure for this graph excludes clients where all 3 institutional histories are not known.

13 people contacted in Kensington and Chelsea this quarter have previously been in the armed forces (4 last quarter).

Of these, 9 people were seen rough sleeping in the period.

Nationality	Number	% of people seen rough sleeping*
UK	5	10%
Non-UK	4	8%
Total	9	18%

11 people contacted in Kensington and Chelsea this quarter have previously been in care (11 last quarter).

46 people contacted in Kensington and Chelsea this quarter have previously been in prison (36 last quarter).

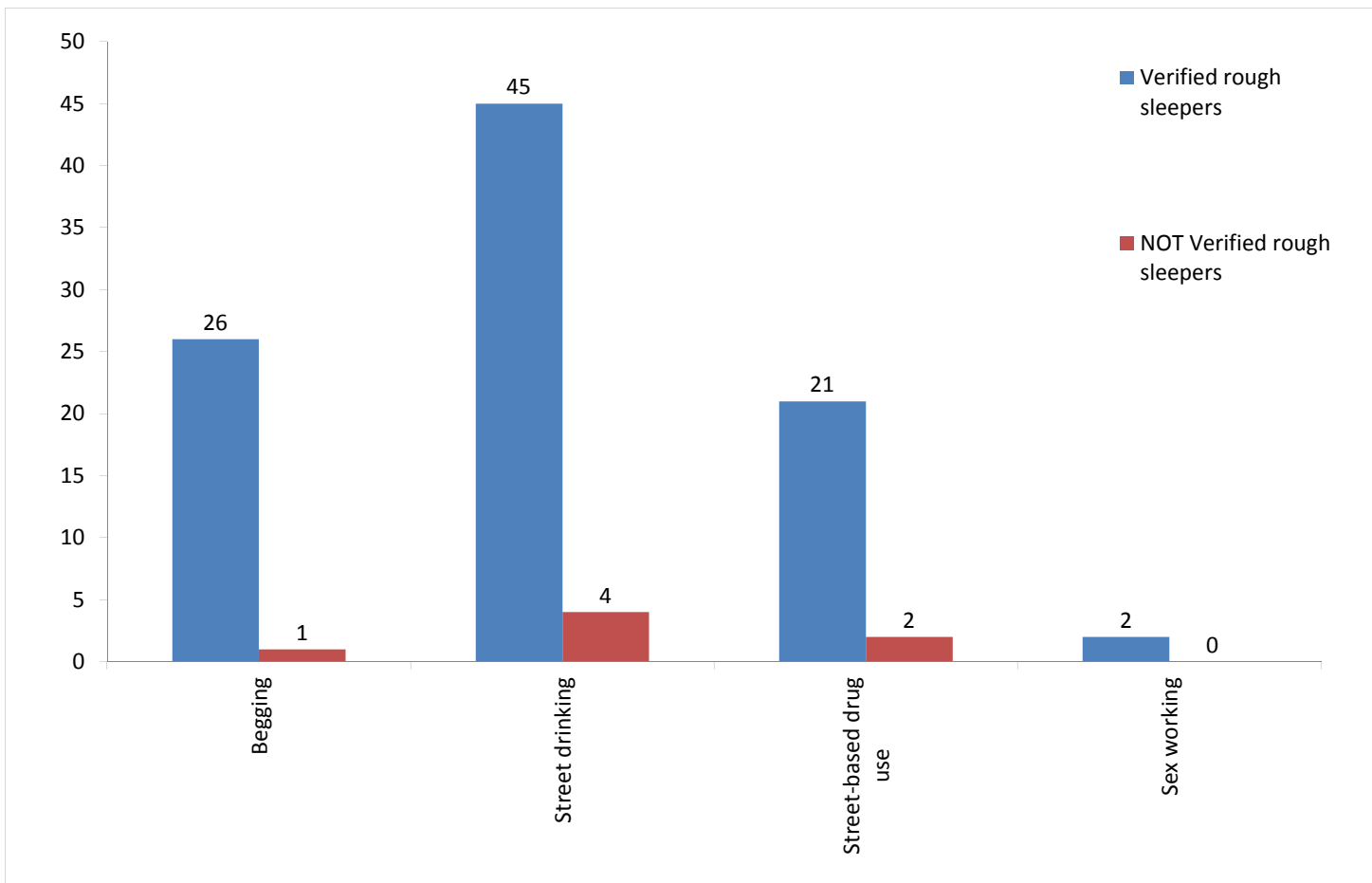
It is possible for someone contacted to have previous experience of more than one institution and so be included in more than one of the above figures. 6 people contacted in the year have been in care and prison.

The proportion of people with experience of the armed forces has risen slightly, but the proportion of people with experience of prison and care is consistent with previous quarters. All three are consistent with the proportion across all boroughs this quarter.

*Base: People seen rough sleeping in the period, who have been assessed for armed forces, care or prison: 49

12) Street activity

Street population (people who rough sleep and/or engage in a street lifestyle) contacted by outreach who fall into one or more of the street activity categories on CHAIN



Base for verified rough sleepers: 54

Base for people not verified as rough sleepers: 9

Of the 113 verified rough sleepers contacted this quarter, 54 (48%) have been assessed as engaging in one or more street activities.

Some of these people contacted this quarter have been seen engaging in more than one type of street activity at some point.

In addition to the 113 verified rough sleepers contacted in the quarter by outreach or BBS teams, 9 people who are considered vulnerable but have not been seen rough sleeping were also contacted.