



CHAIN
Quarterly Report for
Southwark
July - September 2011



CHAIN Quarterly report for Southwark 1st July to 30th September 2011

Contents

Outreach Work

1) Rough sleeping

People seen by outreach or building based (BBS) teams in the quarter - rough sleeping or contacted either on the streets or in services

2) Rough sleeping volume

People seen rough sleeping by number of bedded down contacts during the quarter

3) Nationality of rough sleepers

People seen rough sleeping by outreach or BBS teams during the quarter.

4) People contacted by month

People seen rough sleeping by outreach or building based (BBS) teams by month

5) No booking into accommodation events

People contacted in the quarter with no accommodation events (booking or referrals) by any outreach or BBS team, by total number of street contacts recorded on CHAIN

6) Booking into accommodation and reconnection events

Outreach accommodation (bookings and referrals) and reconnection events achieved in the quarter by type of accommodation

Hostels, assessment centres, rolling shelters and second stage accommodation

7) Arrivals

Temporary accommodation arrivals by accommodation project and source of referral.

8) Departures - destination on departure

Departure actions by destination on departure

9) Departures - reason for leaving

Departures by whether or not the departure was planned or unplanned

Support needs and institutional history

10) Support needs

People contacted by outreach or BBS teams and/or arriving in accommodation in the quarter by support needs

11) Experience of armed forces, care and prison

People contacted by outreach or BBS teams and/or arriving in accommodation in the quarter by experience of the armed forces, care or prison

Wider street population

12) Street activity

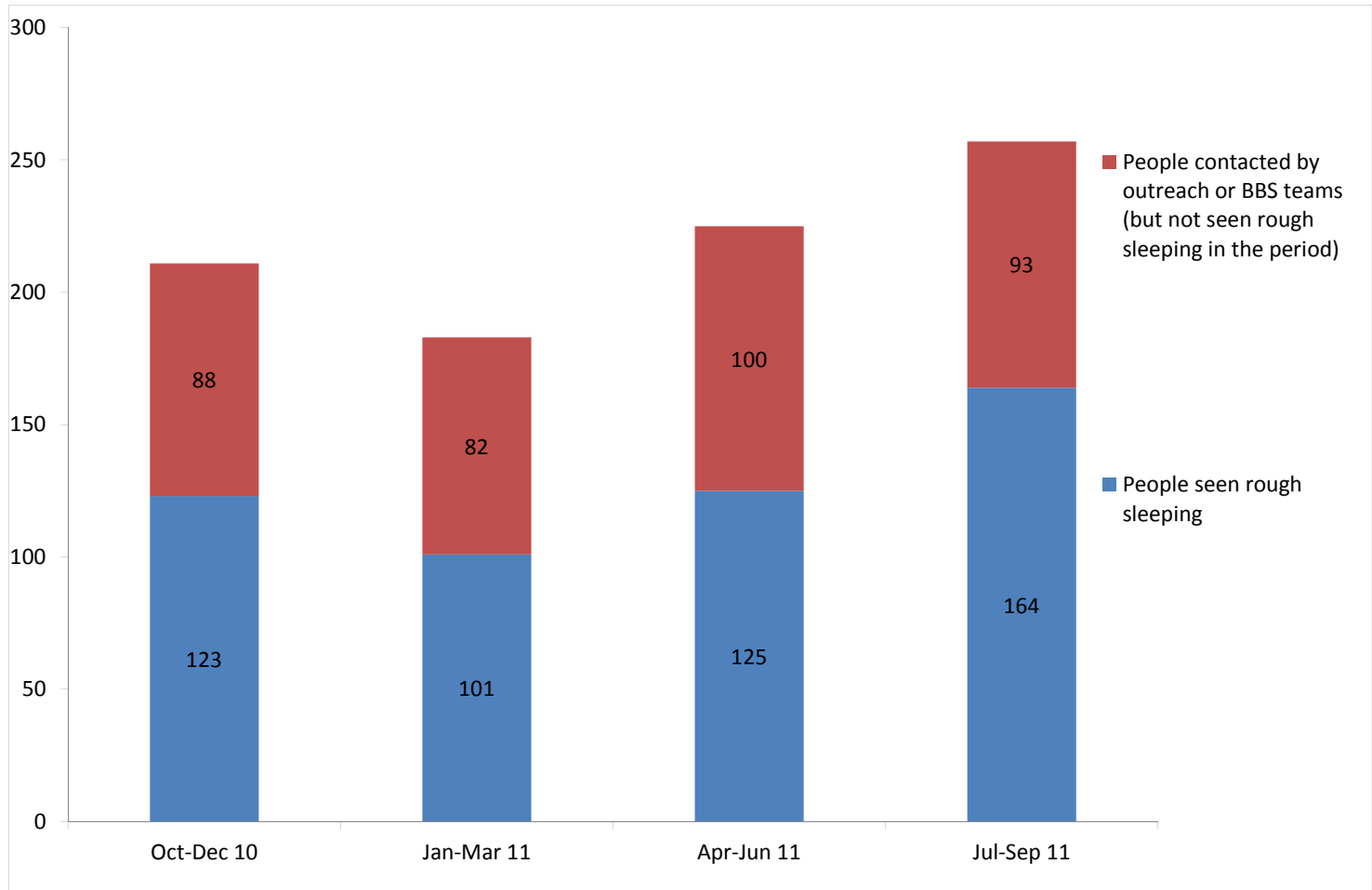
Street population (people who rough sleep and/or engage in a street lifestyle) contacted by outreach who fall into one or more of the street activity categories on CHAIN

CHAIN Quarterly report for Southwark

Outreach Work

1) Rough sleeping

People seen by outreach or building based (BBS) teams in the quarter - rough sleeping or contacted either on the streets or in services



Oct-Dec 10 base: 211
Jan-Mar 11 base: 183
Apr-Jun 11 base: 225
Jul-Sep 11 base: 257

257 verified rough sleepers were contacted by services in Southwark during the quarter. This is an increase from 225 last quarter and compares to 198 in the same quarter last year.

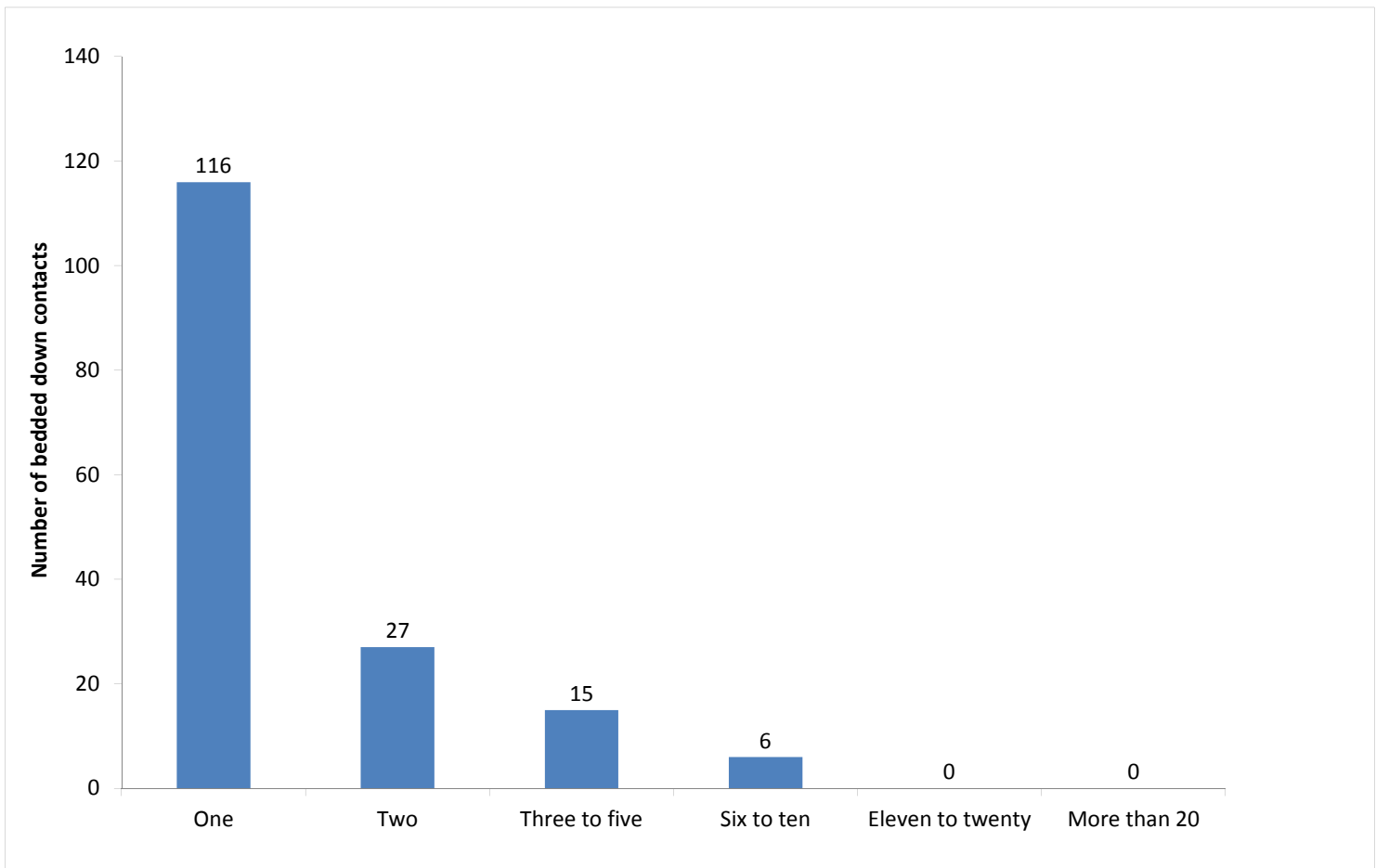
Of these 257, 164 had a bedded down street contact in the quarter and so were known to have slept rough in Southwark during the quarter. The number sleeping rough this quarter has increased by 31%.

In the same period last year, 119 people were seen sleeping rough.

76 people were seen rough sleeping for the first time this quarter (flow). This compares to 67 in the previous quarter, an increase of 13%.

2) Rough sleeping volume

People seen rough sleeping by number of bedded down contacts during the quarter



Base: 164

Of the 164 people seen rough sleeping this quarter, 116 only had a single bedded down street contact.

Of the 164 people seen bedded down, 59 were from CEE countries and seen only once during the period.

NB CEE nationals often cannot be offered the same service as other people due to benefit restrictions.

3) Nationality of rough sleepers

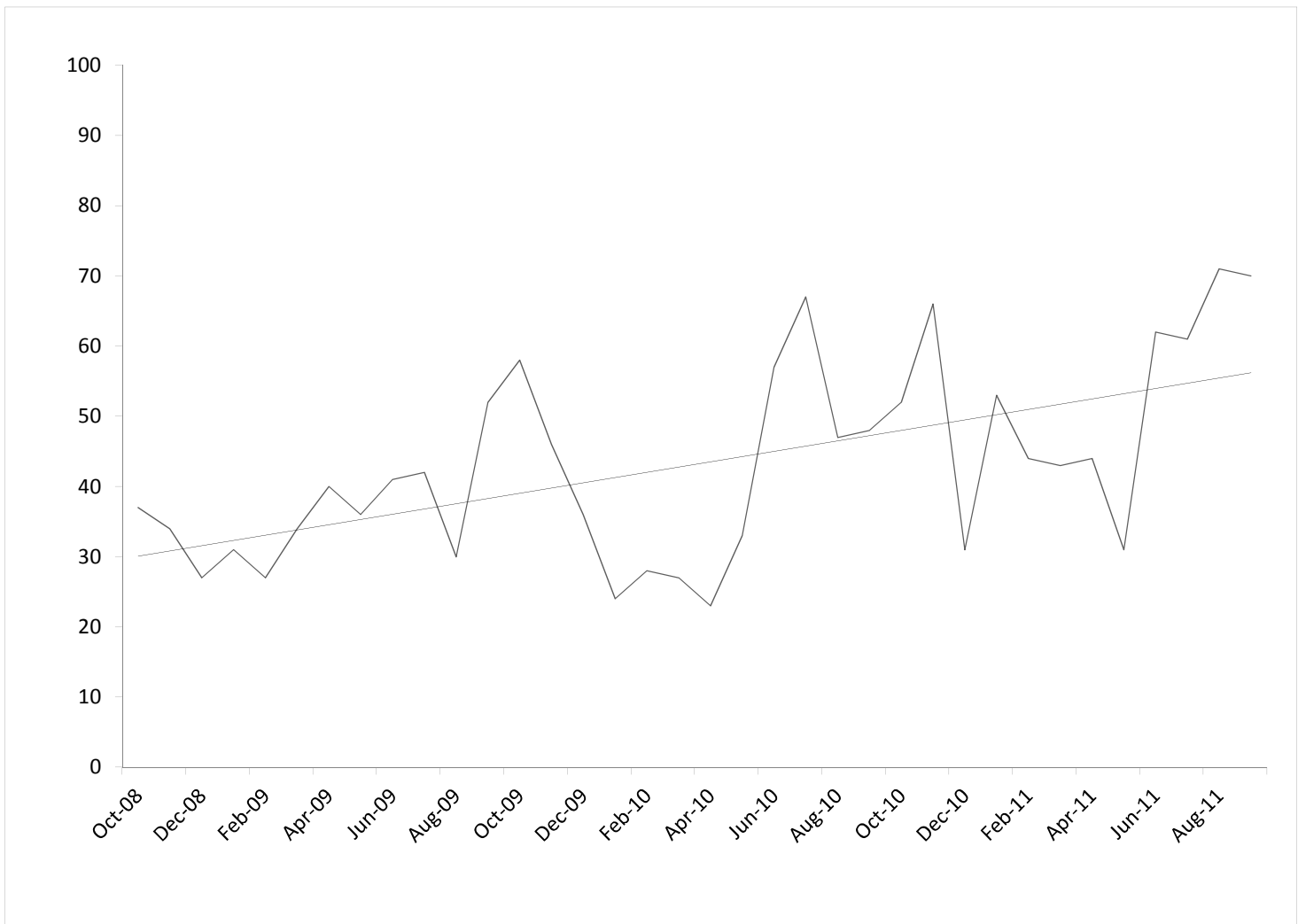
People seen rough sleeping by outreach or BBS teams during the quarter.

Nationality	Oct-Dec	%	Jan-Mar	%	Apr-Jun	%	Jul-Sept	%
UK	38	32%	31	32%	33	30%	41	27%
Ireland (Republic of)	3	3%	3	3%	2	2%	2	1%
Portugal	2	2%	1	1%	0	0%	3	2%
Bulgaria	2	2%	0	0%	1	1%	3	2%
Czech Republic	5	4%	10	10%	4	4%	7	5%
Estonia	0	0%	0	0%	0	0%	1	1%
Hungary	2	2%	1	1%	8	7%	4	3%
Latvia	4	3%	3	3%	3	3%	2	1%
Lithuania	15	13%	7	7%	7	6%	13	8%
Poland	22	18%	18	18%	23	21%	40	26%
Romania	8	7%	3	3%	6	5%	12	8%
Slovenia	0	0%	0	0%	0	0%	0	0%
Slovakia	6	5%	4	4%	3	3%	3	2%
Central and East European (CEE) sub-total	64	53%	46	47%	55	50%	85	56%
other Europe	6	5%	8	8%	5	5%	8	5%
Eritrea	0	0%	0	0%	0	0%	0	0%
Africa	4	3%	8	8%	7	6%	8	5%
America	1	1%	0	0%	2	2%	3	2%
Asia	2	2%	1	1%	6	5%	2	1%
Australasia	0	0%	0	0%	0	0%	1	1%
Missing	0		1		1		3	
Not known	3		2		14		8	
Total	123		101		125		164	
Total**	120	100%	98	100%	110	100%	153	100%

**This total excludes those people seen rough sleeping where their nationality is not known (11)

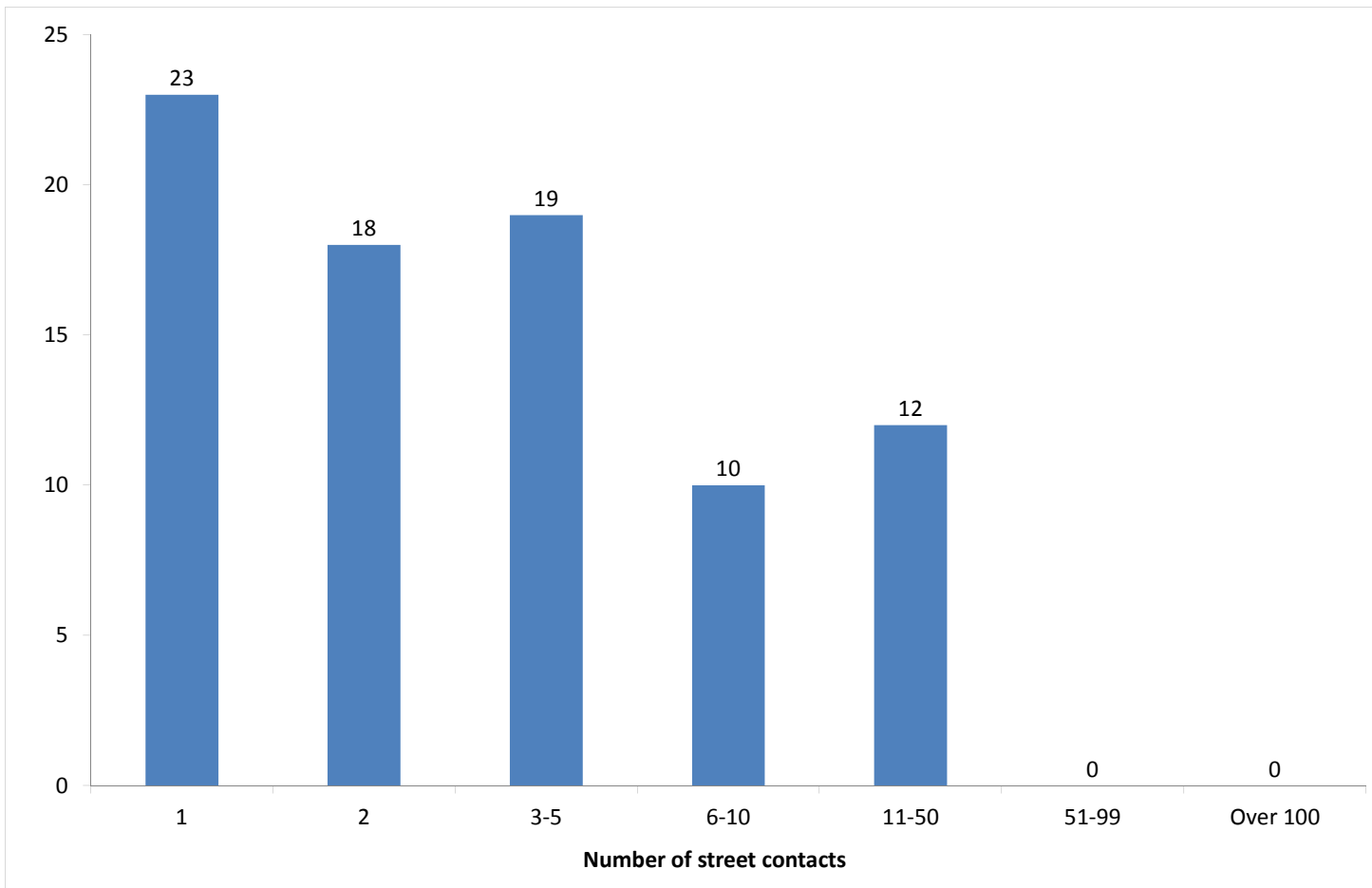
4) People contacted by month

People seen rough sleeping by outreach or building based (BBS) teams by month



5) No booking into accommodation events

People contacted in the quarter with no accommodation events (booking or referrals) by any outreach or BBS team, by total number of street contacts recorded on CHAIN



Base: 82

82 (32%) verified rough sleepers contacted across Southwark this quarter have never had a booking in action recorded on CHAIN. This is consistent with the previous three quarters.

73 of these people have slept rough in the quarter, which is 45% of all people sleeping rough this quarter.

23 (28%) of the people who have never had a booking in action recorded on CHAIN have only ever had 1 street contact recorded.

6) Booking into accommodation and reconnection events

Outreach accommodation (bookings and referrals) and reconnection events achieved in the quarter by type of accommodation

Accommodation type	Jul-Sept	%	Apr-Jun	%
Assessment centre	0	0%	0	0%
Bed & breakfast	5	6%	5	8%
Clinic/Detox/Rehab	6	7%	2	3%
Night Centre	0	0%	0	0%
Rolling shelter	36	44%	25	39%
Hostel	22	27%	20	31%
Other temporary	0	0%	0	0%
Second-stage accommodation	0	0%	1	2%
St Mungo's complex needs	0	0%	0	0%
St Mungo's semi-independent	0	0%	0	0%
Clearing House/RSI	0	0%	1	2%
LA tenancy (general needs)	0	0%	2	3%
Private rented sector	0	0%	0	0%
Private rented sector - independent	0	0%	3	5%
Private rented sector - with some floating support/support	0	0%	0	0%
RSL tenancy (general needs)	0	0%	0	0%
Sheltered housing	0	0%	0	0%
Supported housing	0	0%	0	0%
Other long-term accommodation	0	0%	0	0%
Bookings into accommodation total	69	85%	59	92%
Return to home area	8	10%	2	3%
Seeking work	2	2%	0	0%
Move to area for friends/family	6	7%	1	2%
Move to area with appropriate services	3	4%	3	5%
Other	0	0%	0	0%
Reconnections total	12	15%	5	8%
TOTAL	81	100%	64	100%

Outreach and BBS teams across Southwark succeeded in reconnecting or booking into accommodation 54 people, 21% of the 257 people contacted during the quarter. This is consistent with last quarter.

45 people had a total of 69 booking in events. This indicates that individuals can be booked into accommodation (the same type or different) more than once in the quarter.

No one was booked into long-term accommodation. This is consistent with last quarter.

21 people were booked into hostel accommodation. This is consistent with the previous three quarters.

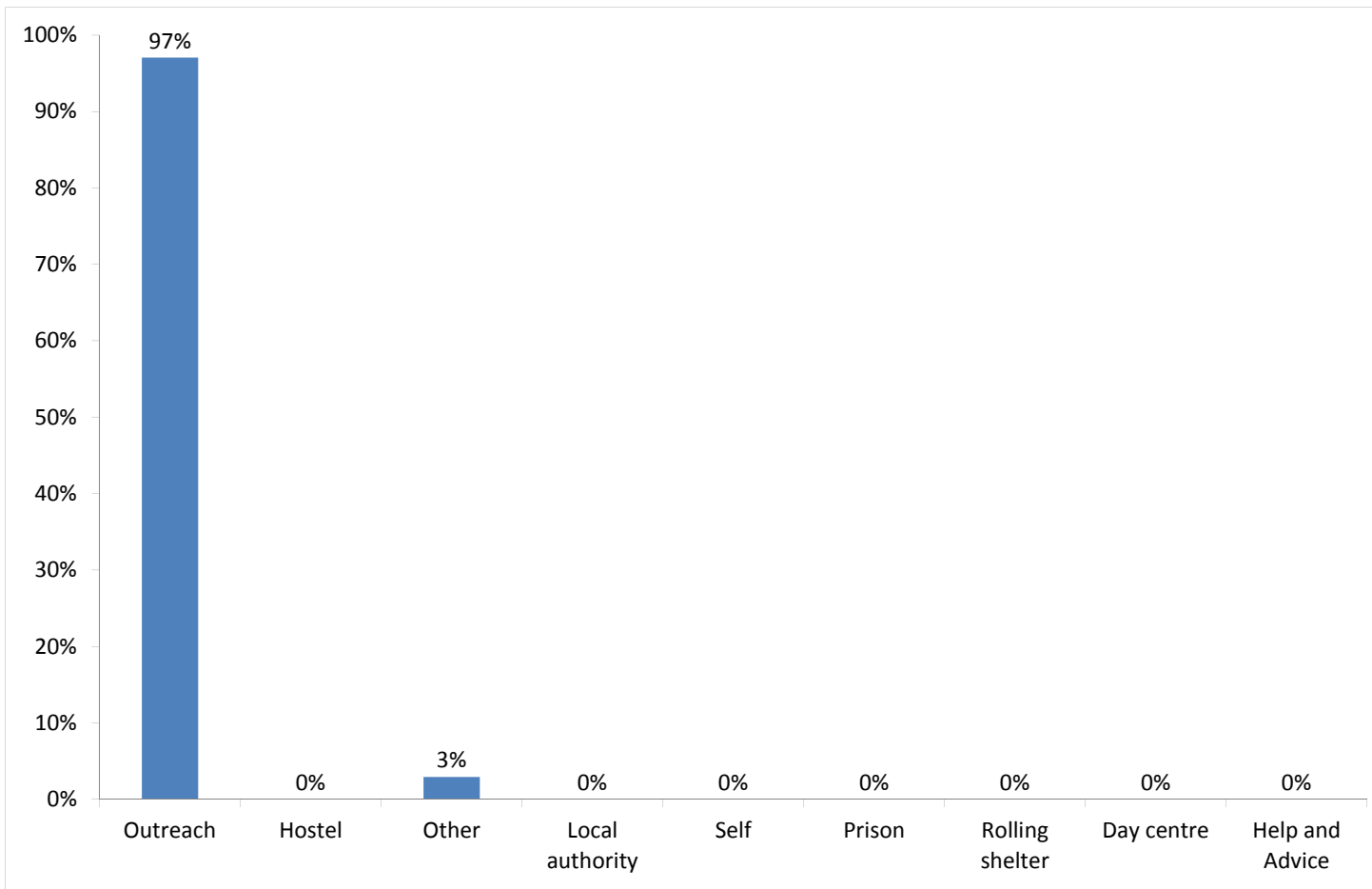
Outreach and BBS teams across Southwark achieved a confirmed reconnection with 12 people they contacted this quarter. This is 5% of the people contacted by outreach or BBS teams this quarter.

12 confirmed reconnection events were recorded by outreach and BBS teams for verified rough sleepers this quarter. There were no such actions for the wider street population (people not seen sleeping rough).

Temporary Accommodation: hostels, assessment centres, rolling shelters and second stage

7) Arrivals

Temporary accommodation arrivals by accommodation project and source of referral.



Base: 102

88 people arrived at accommodation in Southwark this year. These 88 people had 102 arrival actions. This indicates that an individual can arrive more than once (at the same accommodation project or different) in a period.

The numbers of people arriving and arrivals are consistent with previous quarters.

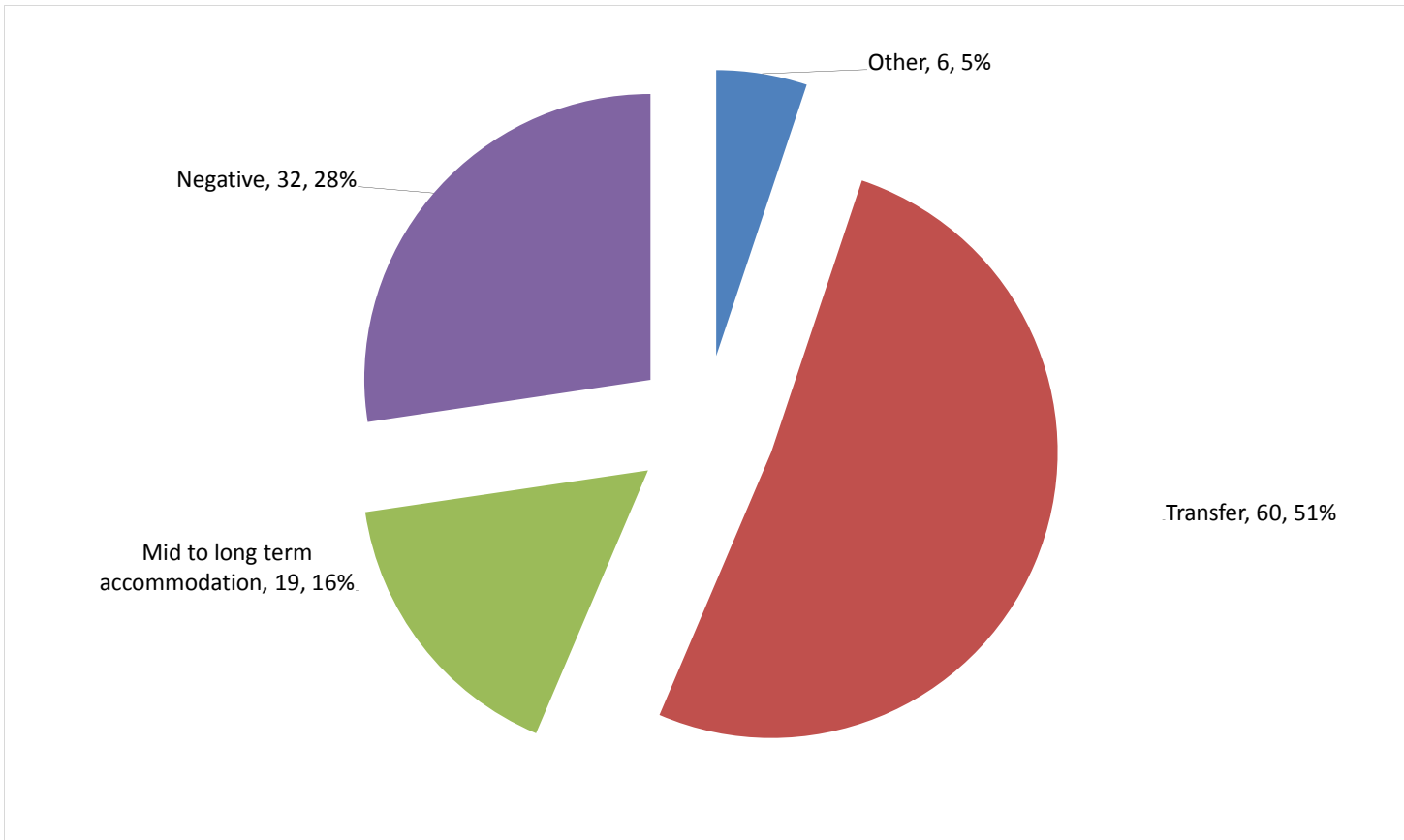
The proportion of arrivals to accommodation in Southwark that were referred by outreach or BBS teams and other accommodation projects is consistent with previous quarters.

Breakdown by accommodation:

Source of referral → Accommodation ↓	Westminster SPOT	City Rough Sleepers Team	Ealing SPOT	Heathrow Airport Outreach	Lambeth SORT	Southwark SPOT	SPEAR Outreach	Tower Hamlets SORT	London Street Rescue	NSNO Assessment Hub	other referral source)	Total
St Mungo's - Rushworth Street	1	4	7	3	17	31	1	4	12	1	1	82
Equinox - Joe Richards House						3						3
Salvation Army - David Barker House				1	2	5					1	9
St Mungo's - Great Guildford Street						4						4
St Mungo's - Grange Road						4						4
Total	1	4	7	4	19	47	1	4	12	1	2	102

8) Departures - destination on departure

Departure actions by destination on departure



Destination categories on CHAIN	Chart category	Colour
Care home, Clearing House/RSI, Home area, Hospital - long term, LA tenancy (general needs), Long-term accommodation, Previous home, Private rented sector - independent, Private rented sector - supported, RSL tenancy (general needs), Sheltered Housing, Supported Housing	Mid to long term accommodation	
Bed & Breakfast, Detox clinic, Hostel, Hostel - another organisation, Hostel - within the organisation, Rehab clinic, Temporary accommodation, Psychiatric hospital, Hospital - NOT long term/acute care	Transfer	
Not known, Sleeping rough/returned to streets, Taken into custody	Negative	
Died, Outside London, Staying with family, Staying with friends	Other	

Destination on departure from temporary accommodation	Number	%
Bed & Breakfast	2	2%
Clearing House/RSI	3	3%
Detox clinic	4	3%
Died	2	2%
Hospital - long term	1	1%
Hospital - NOT long term/acute care	1	1%
Hostel - another organisation	33	28%
Hostel - within the organisation	18	15%
LA tenancy (general needs)	4	3%
Not known	19	16%
Private rented sector - independent	7	6%
Psychiatric hospital	1	1%
Returned to home country (non CEE)	1	1%
Sleeping rough/Returned to streets	1	1%
Staying with friends	4	3%
Supported Housing	3	3%
Taken into custody	12	10%
Temporary accommodation (LA)	1	1%
Total	117	100%

113 people departed from accommodation in Southwark this year. These 113 people had 117 departure actions. This indicates that an individual can depart more than once (at the same accommodation project or different) in a period.

44% of people left accommodation to move to another hostel. This is higher than last quarter (April-June: 33%), and also higher than the proportion across all boroughs this quarter (33%).

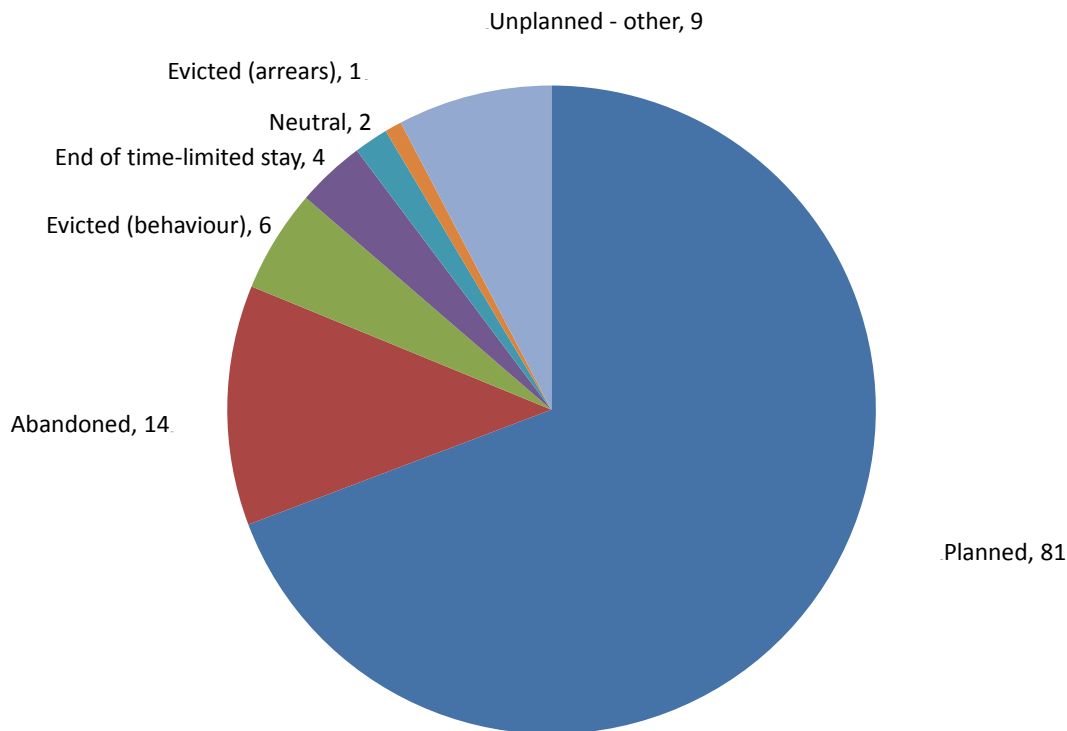
16% of people left accommodation to move to mid to long-term accommodation. This is consistent with previous quarters, and but lower than the proportion across all boroughs this quarter (27%).

Breakdown by accommodation

Destination Accommodation																			
	Bed & Breakfast	Clearing House/RSI	Detox clinic	Died	Hospital - long term	Hospital - NOT long term/acute	Hostel - another organisation	Hostel - within the organisation	LA tenancy (general needs)	Not known	Private rented sector -	Psychiatric hospital	Returned to home country (Non CEE)	Sleeping rough/Returned to	Staying with friends	Supported Housing	Taken into custody	Temporary accommodation	Total
St Mungo's - Rushworth Street	2		3	1	1		32	17		15	5		1	1	3	2	7	1	91
Equinox - Joe Richards House			1																1
Salvation Army - David Barker House		3				1			1	1	2				1				9
St Mungo's - Great Guildford Street							1	1	1			1				1	3		8
St Mungo's - Grange Road				1					2	3							2		8
Total	2	3	4	2	1	1	33	18	4	19	7	1	1	1	4	3	12	1	117

9) Departures - reason for leaving

Departures by whether or not the departure was planned or unplanned



Base: 117

113 people departed from accommodation in Southwark this year. These 113 people had 117 departure actions. This indicates that an individual can depart more than once (from the same accommodation project or different) in a period.

This is higher than previous quarters: Oct-Dec 2010, 103; Jan-Mar, 102; Apr-Jun, 82.

69% of departures were due to a planned move. This is consistent with previous quarters, and with the proportion across all boroughs this quarter.

12% of departures were due to abandonments. This is consistent with previous quarters, and with the proportion across all boroughs this quarter.

6% of departures were due to evictions. This is consistent with previous quarters, and with the proportion across all boroughs this quarter.

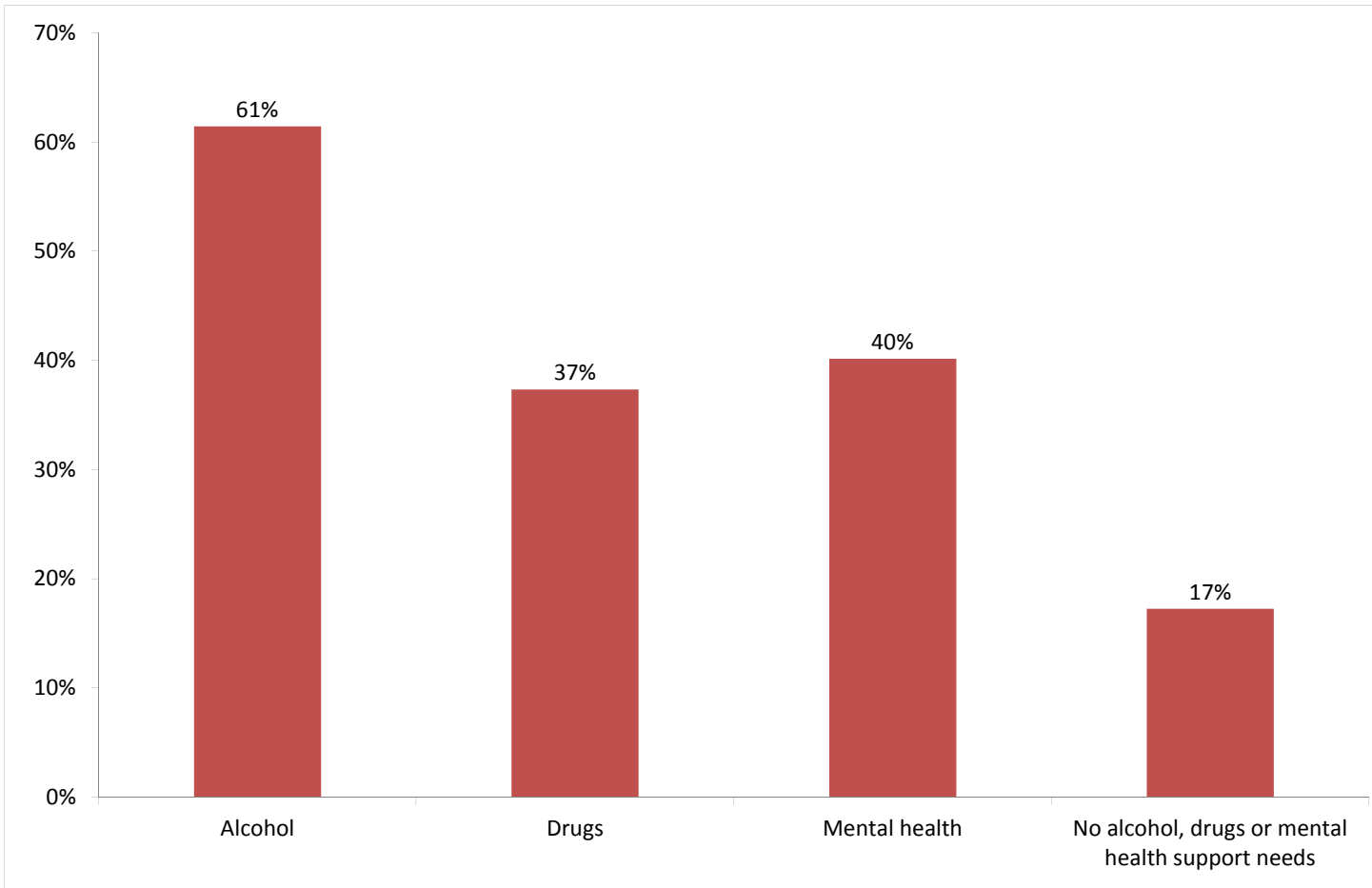
Breakdown by accommodation

Planned/Unplanned Accommodation	→ Planned	Abandoned	Evicted (behaviour)	End of time- limited stay	Neutral	Evicted (arrears)	Unplanned - other	Total
St Mungo's - Rushworth Street	65	11	4	4	1		6	91
Equinox - Joe Richards House	1							1
Salvation Army - David Barker House	8					1		9
St Mungo's - Great Guildford Street	5						3	8
St Mungo's - Grange Road	2	3	2		1			8
Total	81	14	6	4	2	1	9	117

Client Support Needs

10) Support needs

People contacted by outreach or BBS teams and/or arriving in accommodation in the quarter by support needs



Base: 249 Note that the base figure for this graph excludes clients where all 3 support needs are not known or not recorded (74).

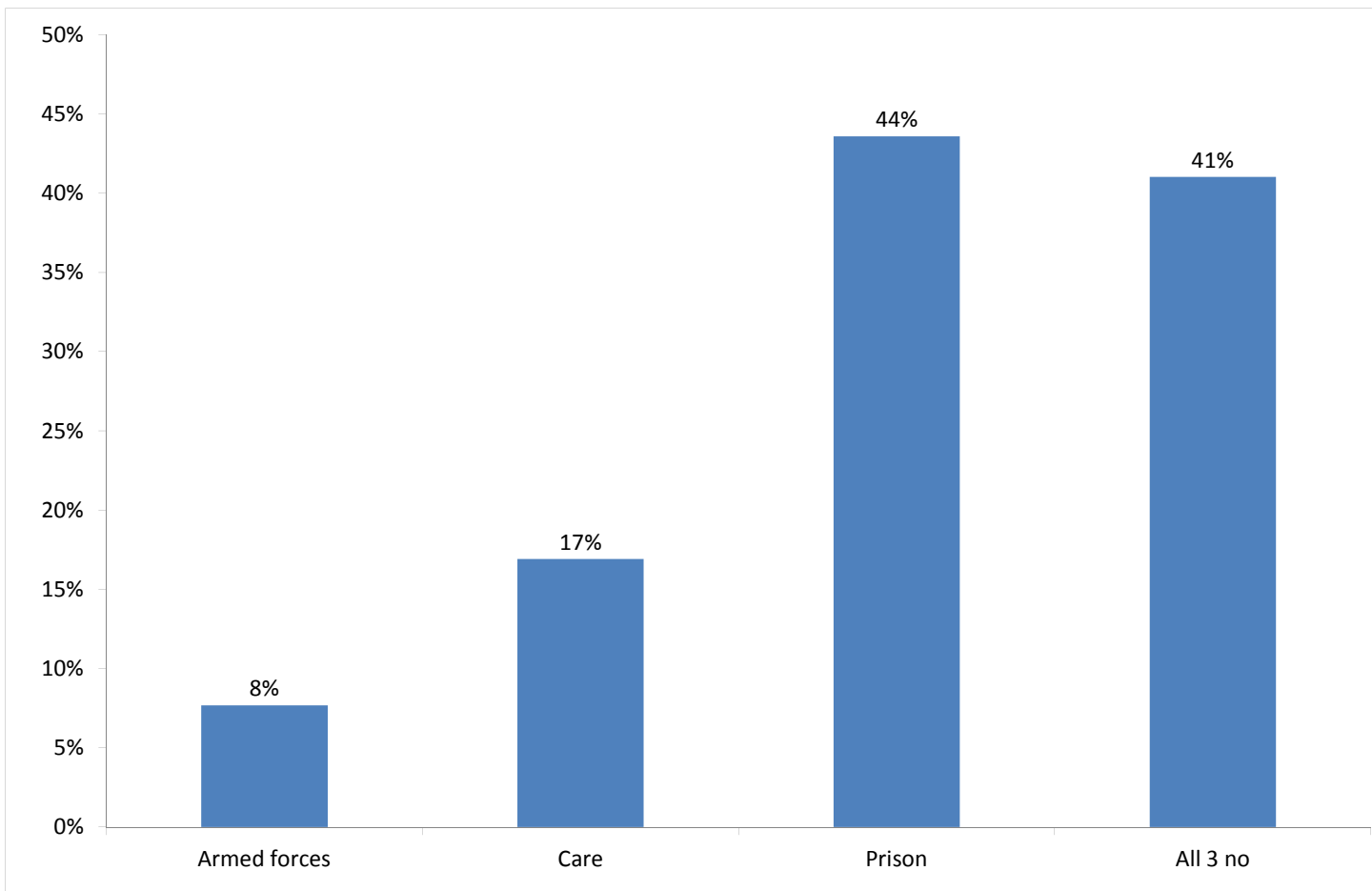
Support Needs	No. of people	%
Alcohol only	47	15%
Drugs only	22	7%
Mental health only	19	6%
Alcohol and drugs	34	11%
Alcohol and mental health	44	14%
Drugs and mental health	9	3%
Alcohol, drugs and mental health	28	9%
All 3 no	43	13%
All 3 not known or not assessed	74	23%
All 3 no, not known or not assessed	3	1%
Total	323	100%

The proportion of people contacted in Southwark with an alcohol, drugs or mental health support need is consistent with the previous two periods.

The proportion of people contacted in Southwark with an alcohol support need is higher than the proportion across all boroughs this quarter, 52%.

11) Experience of armed forces, care and prison

People contacted by outreach or BBS teams and/or arriving in accommodation in the quarter by experience of the armed forces, care or prison



Base: 195 Note that the base figure for this graph excludes clients where all 3 institutional histories are not known.

15 people contacted in Southwark this quarter have previously been in the armed forces (12 last quarter).

Of these, 7 people were seen rough sleeping in the period.

Nationality	Number	% of people seen rough sleeping*
UK	2	3%
Non-UK	5	6%
Total	7	9%

33 people contacted in Southwark this quarter have previously been in care (21 last quarter).

85 people contacted in Southwark this quarter have previously been in prison (73 last quarter).

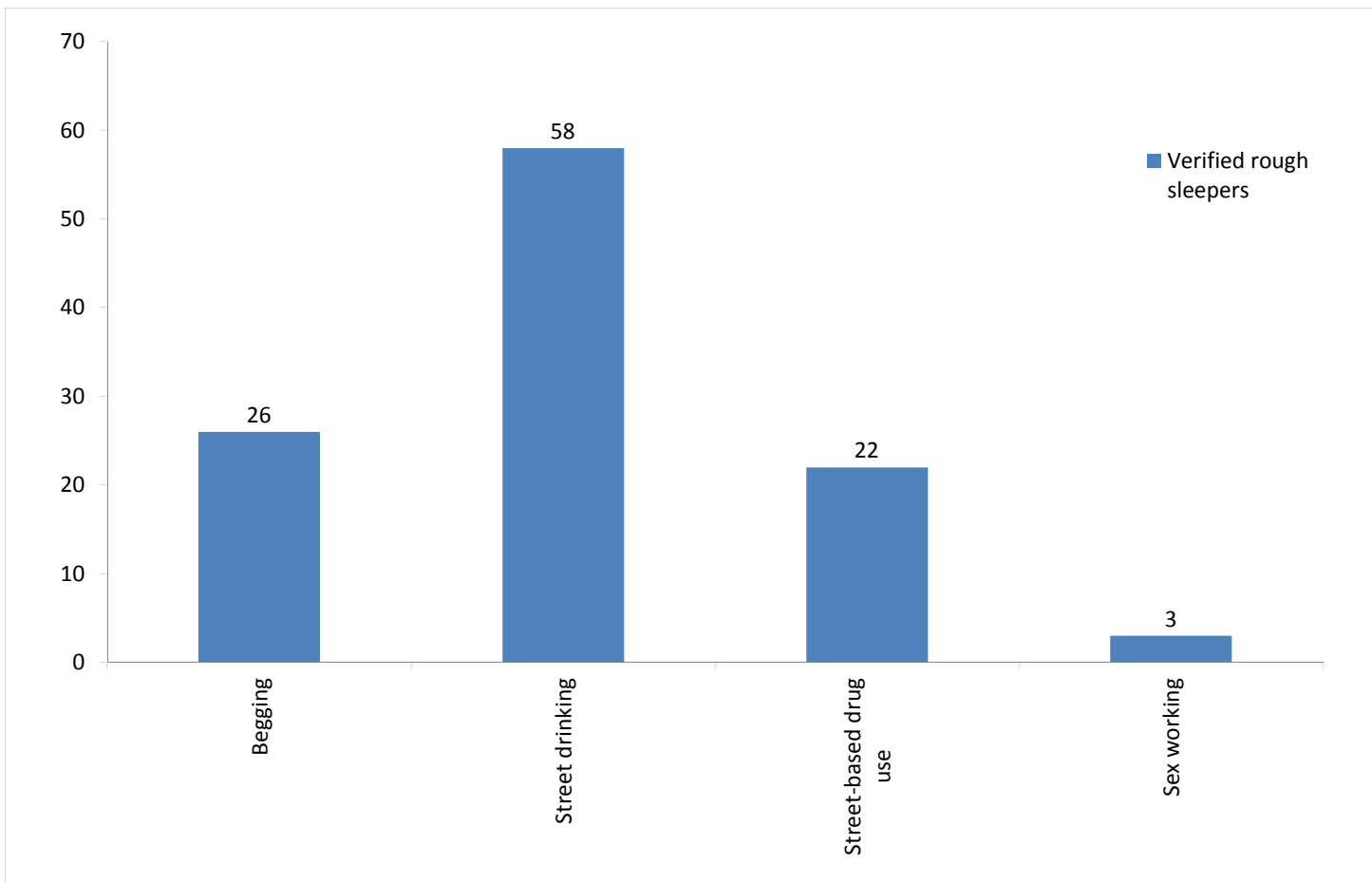
It is possible for someone contacted to have previous experience of more than one institution and so be included in more than one of the above figures. 23 people contacted in the year have been in care and prison.

The proportion of people contacted in Southwark with previous experience of the armed forces, care or prison is consistent with previous quarters, and with the proportion across all boroughs this quarter.

*Base: People seen rough sleeping in the period who have been assessed for armed forces, care or prison: 80

12) Street activity

Street population (people who rough sleep and/or engage in a street lifestyle) contacted by outreach who fall into one or more of the street activity categories on CHAIN



Base for verified rough sleepers: 85

Of the 257 verified rough sleepers contacted this quarter, 85 (33%) have been assessed as engaging in one or more street activities.

Some of these people contacted this quarter have been seen engaging in more than one type of street activity at some point.

In addition to the 257 verified rough sleepers contacted in the quarter by outreach or BBS teams, 27 people who are considered vulnerable but have not been seen rough sleeping were also contacted. Of these:

- 4 were booked into accommodation across all boroughs;
- 4 were recorded as having arrived at accommodation reporting to CHAIN.