



CHAIN
Quarterly Report for
Camden
October - December 2011



CHAIN Quarterly report for Camden 1st October to 31st December 2011

Contents

Outreach Work

1) Rough sleeping

People seen by outreach or building based (BBS) teams in the quarter - rough sleeping or contacted either on the streets or in services

2) Rough sleeping volume

People seen rough sleeping by number of bedded down contacts during the quarter

3) Nationality of rough sleepers

People seen rough sleeping by outreach or BBS teams during the quarter by flow, stock and returner model.

4) People seen rough sleeping by month

People seen rough sleeping by outreach or building based (BBS) teams by month

5) No booking into accommodation events

People contacted in the quarter with no accommodation events (booking or referrals) by any outreach or BBS team, by total number of street contacts recorded on CHAIN

6) Booking into accommodation and reconnection events

Outreach accommodation (bookings and referrals) and reconnection events achieved in the quarter by type of accommodation

Hostels, assessment centres, rolling shelters and second stage accommodation

7) Arrivals

Temporary accommodation arrivals by accommodation project and source of referral.

8) Departures - destination on departure

Departure actions by destination on departure

9) Departures - reason for leaving

Departures by whether or not the departure was planned or unplanned

Support needs and institutional history

10) Support needs

People contacted by outreach or BBS teams and/or arriving in accommodation in the quarter by support needs

11) Experience of armed forces, care and prison

People contacted by outreach or BBS teams and/or arriving in accommodation in the quarter by experience of the armed forces, care or prison

Wider street population

12) Street activity

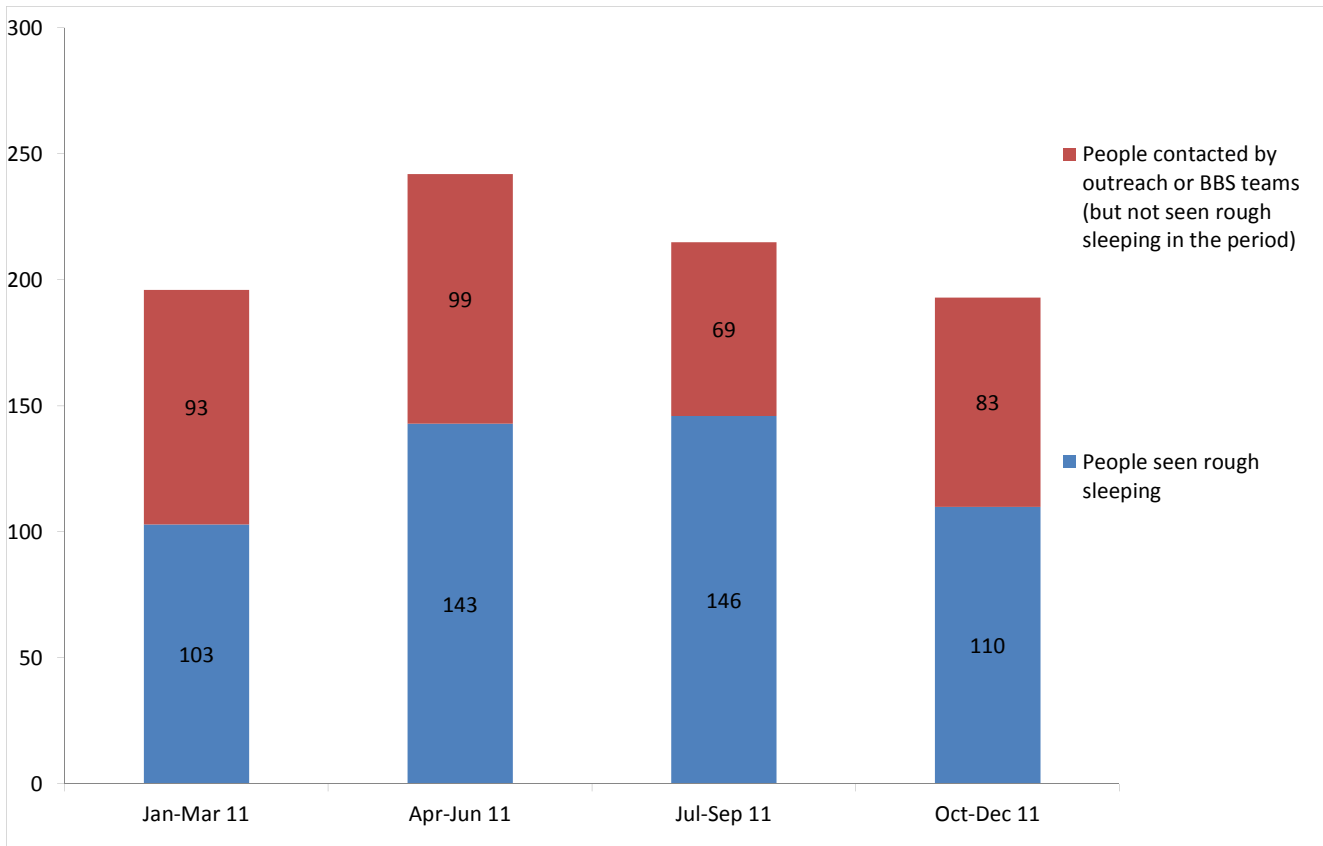
Street population (people who rough sleep and/or engage in a street lifestyle) contacted by outreach who fall into one or more of the street activity categories on CHAIN

CHAIN Quarterly report for Camden

Outreach Work

1) Rough sleeping

People seen by outreach or building based (BBS) teams in the quarter - rough sleeping or contacted either on the streets or in services



Jan-Mar 11 base: 196
Apr-Jun 11 base: 242
Jul-Sep 11 base: 215
Oct-Dec 11 base: 193

193 verified rough sleepers were contacted by services in Camden during the quarter. This is a decrease from 215 last quarter and compares to 184, which is a slight increase from the same quarter last year.

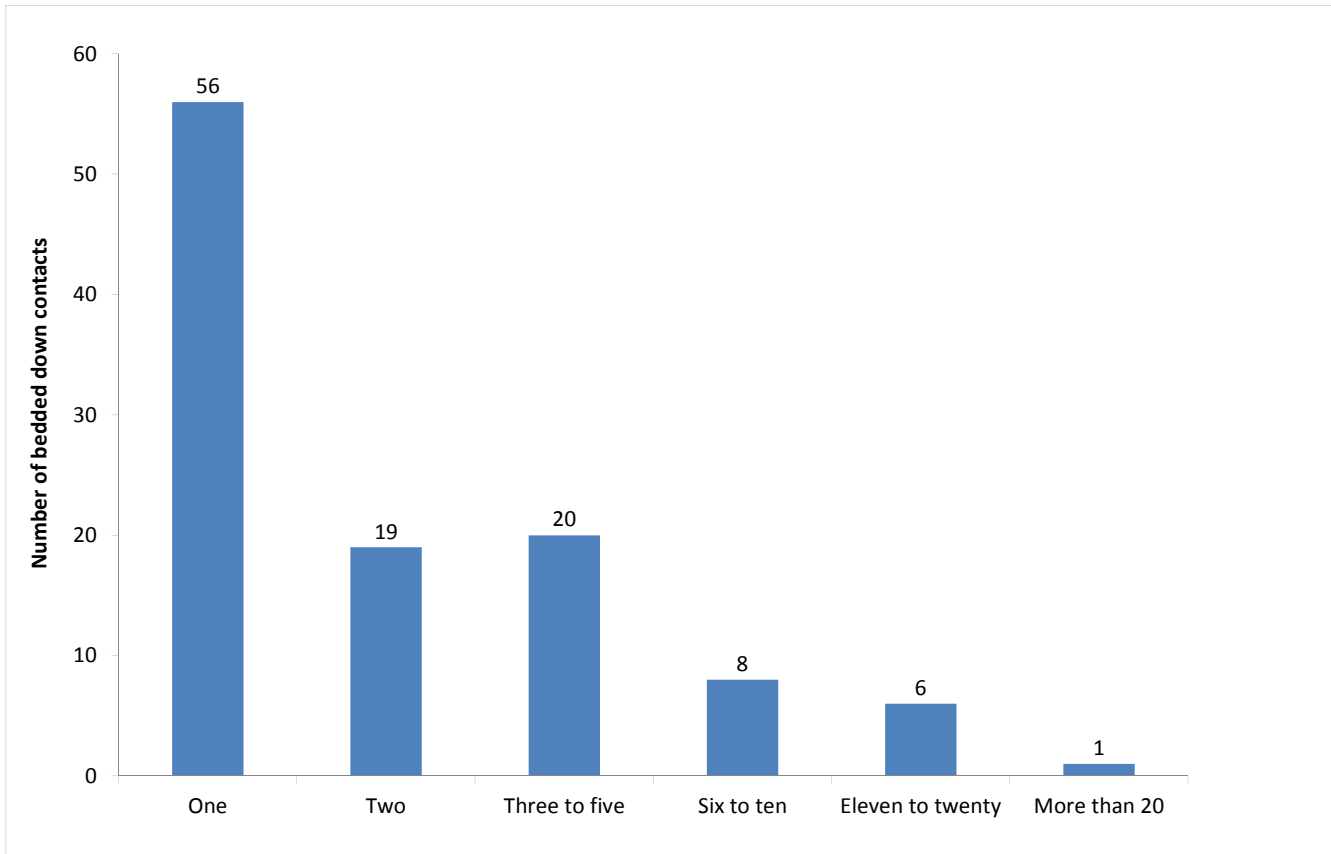
Of these 193, 110 had a bedded down street contact in the quarter and so were known to have slept rough in Camden during the quarter. The number sleeping rough this quarter has decreased by 25%.

In the same period last year, 98 people were seen sleeping rough.

38 people were seen rough sleeping for the first time this quarter (flow). This compares to 53 in the previous quarter, a decrease of 28%.

2) Rough sleeping volume

People seen rough sleeping by number of bedded down contacts during the quarter



Base: 110

Of the 110 people seen rough sleeping this quarter, 56 only had a single bedded down street contact.

Of the 110 people seen bedded down, 6 were from CEE countries and seen only once during the period.

NB CEE nationals often cannot be offered the same service as other people due to benefit restrictions.

3) Nationality of rough sleepers

People seen rough sleeping by outreach or BBS teams during the quarter by flow, stock and returner model.

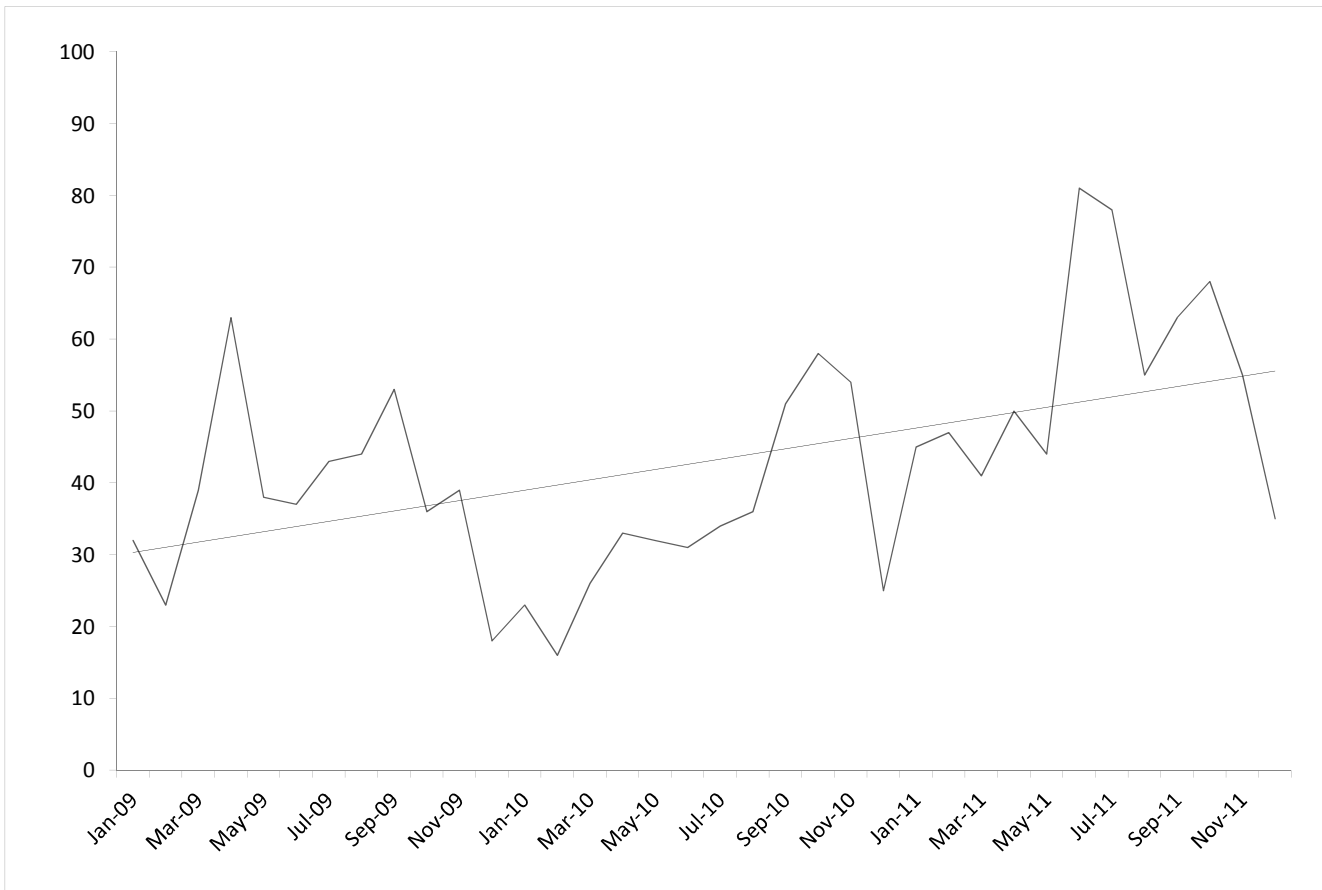
Nationality	Jan-Mar	%	Apr - Jun	%	Jul - Sep	%	TOTAL	%
UK	49	53%	84	63%	77	55%	66	63%
Ireland (Republic of)	5	5%	6	5%	10	7%	4	4%
Portugal	1	1%	0	0%	1	1%	0	0%
Bulgaria	0	0%	0	0%	1	1%	0	0%
Czech Republic	4	4%	1	1%	1	1%	1	1%
Estonia	0	0%	0	0%	0	0%	0	0%
Hungary	0	0%	1	1%	1	1%	0	0%
Latvia	2	2%	9	7%	7	5%	3	3%
Lithuania	4	4%	1	1%	0	0%	1	1%
Poland	15	16%	15	11%	19	14%	13	12%
Romania	1	1%	3	2%	1	1%	1	1%
Slovenia	0	0%	0	0%	0	0%	0	0%
Slovakia	1	1%	1	1%	0	0%	0	0%
Central and East European (CEE) sub-total	27	29%	31	23%	30	22%	19	18%
other Europe	7	8%	8	6%	10	7%	5	5%
Eritrea	0	0%	0	0%	0	0%	0	0%
Africa	3	3%	3	2%	2	1%	5	5%
America	0	0%	0	0%	1	1%	1	1%
Asia	1	1%	1	1%	8	6%	5	5%
Australasia	0	0%	0	0%	0	0%	0	0%
Missing	6		5		4		2	
Not known	4		5		3		3	
Total	103		143		146		110	
Total**	93		133		139		105	

Base: 105 Note that the base figure for this graph excludes clients where the nationality is missing or not known (5).

**This total excludes those people seen rough sleeping where their nationality is not known

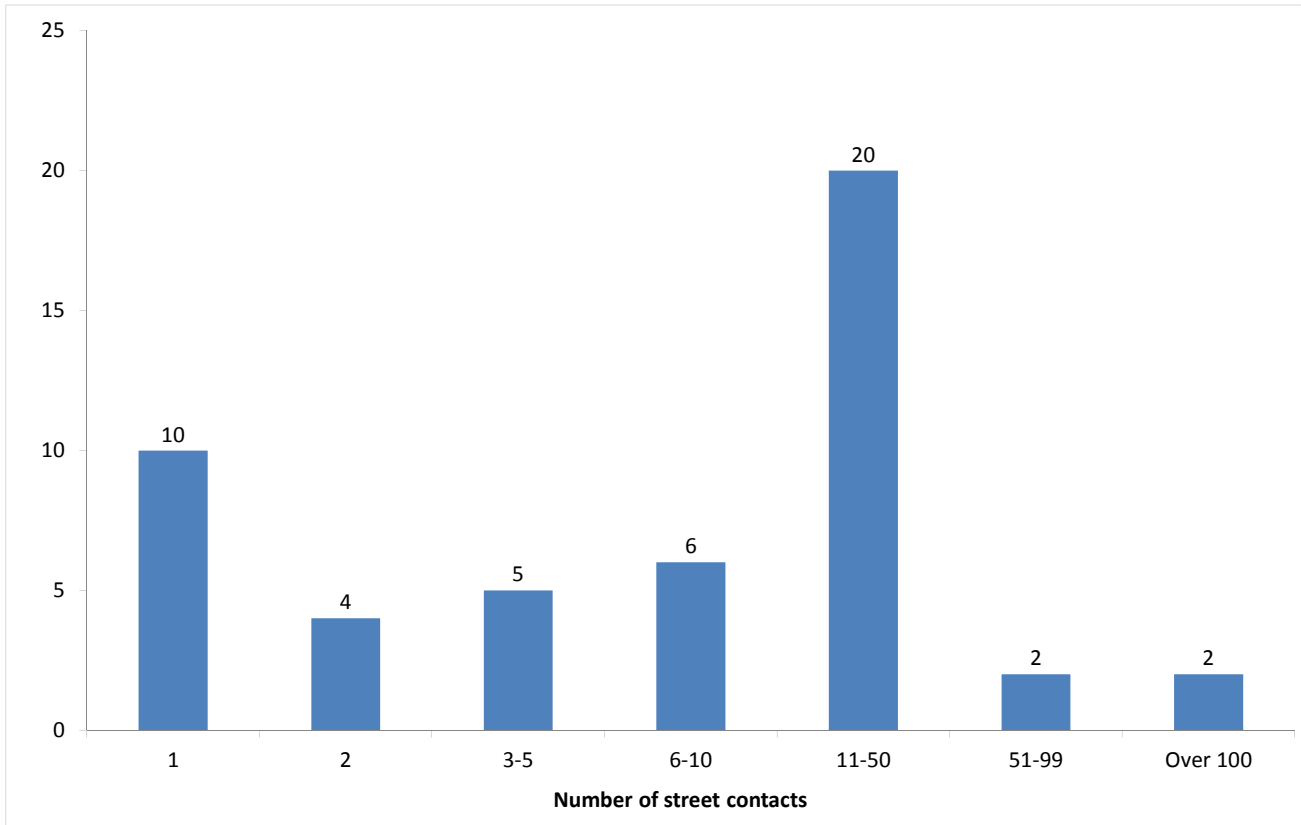
4) People seen rough sleeping by month

People seen rough sleeping by outreach or building based (BBS) teams by month



5) No booking into accommodation events

People contacted in the quarter with no accommodation events (booking or referrals) by any outreach or BBS team, by total number of street contacts recorded on CHAIN



Base: 49

49 (25%) verified rough sleepers contacted across Camden this quarter have never had a booking in action recorded on CHAIN. This has decreased from 69 (32%) in the previous period.

34 of these people have slept rough in the quarter, which is 31% of all people sleeping rough this quarter.

10 (20%) of the people who have never had a booking in action recorded on CHAIN have only ever had 1 street contact recorded.

2 people in Camden have never had a booking in action despite having over 100 street contacts. This is similar to previous quarters.

6) Booking into accommodation and reconnection events

Outreach accommodation (bookings and referrals) and reconnection events achieved in the quarter by type of accommodation

Accommodation type	Oct-Dec 11	%	Jul-Sep 11	%
Assessment centre	4	15%	1	6%
Bed & breakfast	2	7%	0	0%
Clinic/Detox/Rehab	0	0%	0	0%
Night Centre	0	0%	0	0%
Rolling shelter	2	7%	3	19%
Hostel	18	67%	10	63%
Other temporary	0	0%	0	0%
Second-stage accommodation	0	0%	0	0%
St Mungo's complex needs	0	0%	0	0%
St Mungo's semi-independent	0	0%	0	0%
Clearing House/RSI	0	0%	0	0%
LA tenancy (general needs)	0	0%	0	0%
Private rented sector	0	0%	0	0%
Private rented sector - independent	0	0%	0	0%
Private rented sector - with some floating support/support	0	0%	0	0%
RSL tenancy (general needs)	0	0%	0	0%
Sheltered housing	0	0%	0	0%
Supported housing	0	0%	0	0%
Other long-term accommodation	0	0%	0	0%
Bookings into accommodation total	26	96%	14	88%
Return to home area	0	0%	2	13%
Seeking work	0	0%	0	0%
Move to area for friends/family	0	0%	1	6%
Move to area with appropriate services	1	4%	1	6%
Other	0	0%	0	0%
Reconnections total	1	4%	2	13%
TOTAL	27	100%	16	100%

Outreach and BBS teams across Camden succeeded in reconnecting or booking into accommodation 22 people, 11% of the 193 people contacted during the quarter.

This is a similar proportion to last quarter - Jul-Sep 22 (10%).

22 people had a total of 26 booking in events. This indicates that individuals can be booked into accommodation (the same type or different) more than once in the quarter.

Nobody was people were booked into long-term accommodation. This is similar to last quarter where only 1 person was booked in.

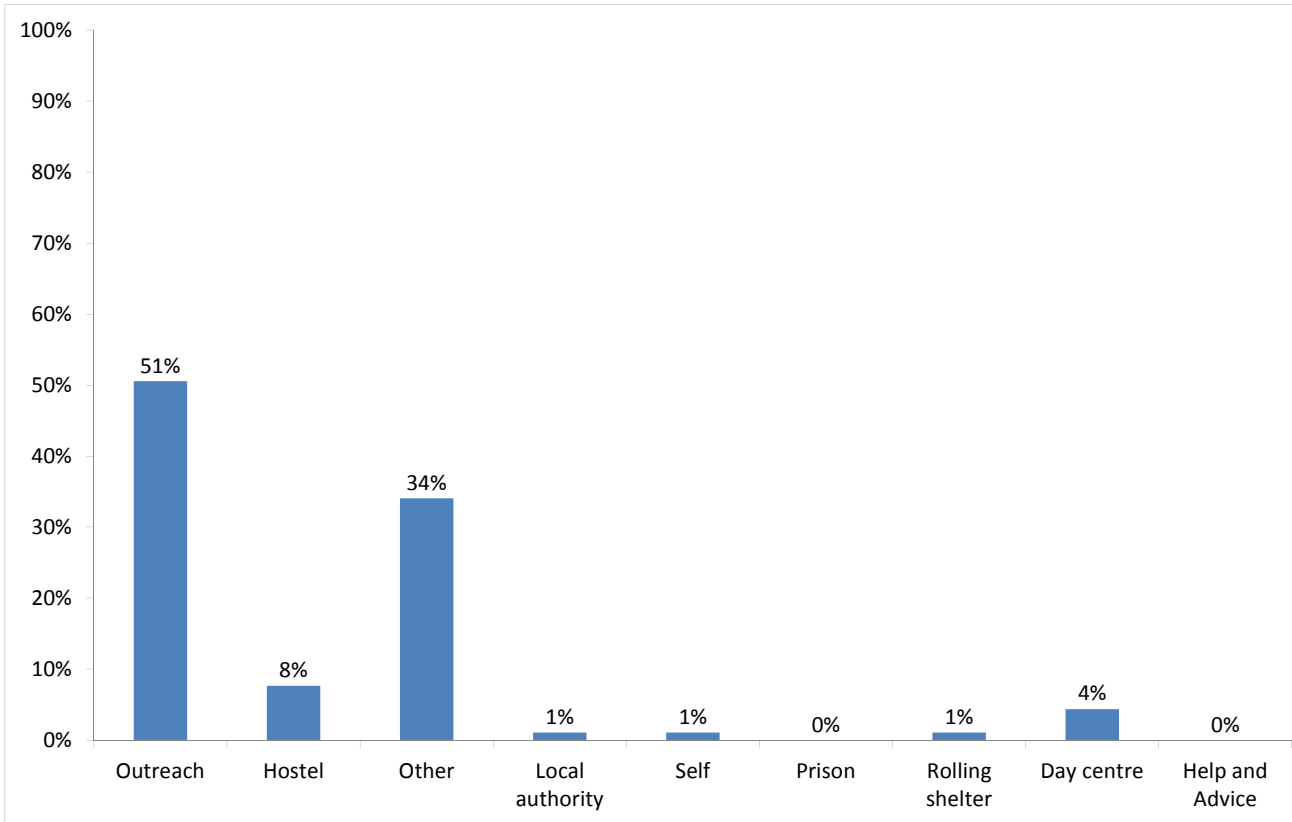
16 people were booked into hostel accommodation. This is slightly lower than last quarter (Jan-Mar: 14, Apr-Jun; 9, Jul-Sep; 19.)

Outreach and BBS teams across Camden achieved a confirmed reconnection with 1 person they contacted this quarter. This is 1% of the people contacted by outreach or BBS teams this quarter.

Temporary Accommodation: hostels, assessment centres, rolling shelters and second stage

7) Arrivals

Temporary accommodation arrivals by accommodation project and source of referral.



Base: 91

89 people arrived at accommodation in Camden this year. These 89 people had 91 arrival actions. This indicates that an individual can arrive more than once (at the same accommodation project or different) in a period.

The numbers of people arriving and arrivals are higher than previous periods (Jan-Mar;19, Apr-Jun; 16, Jul-Sep; 68)

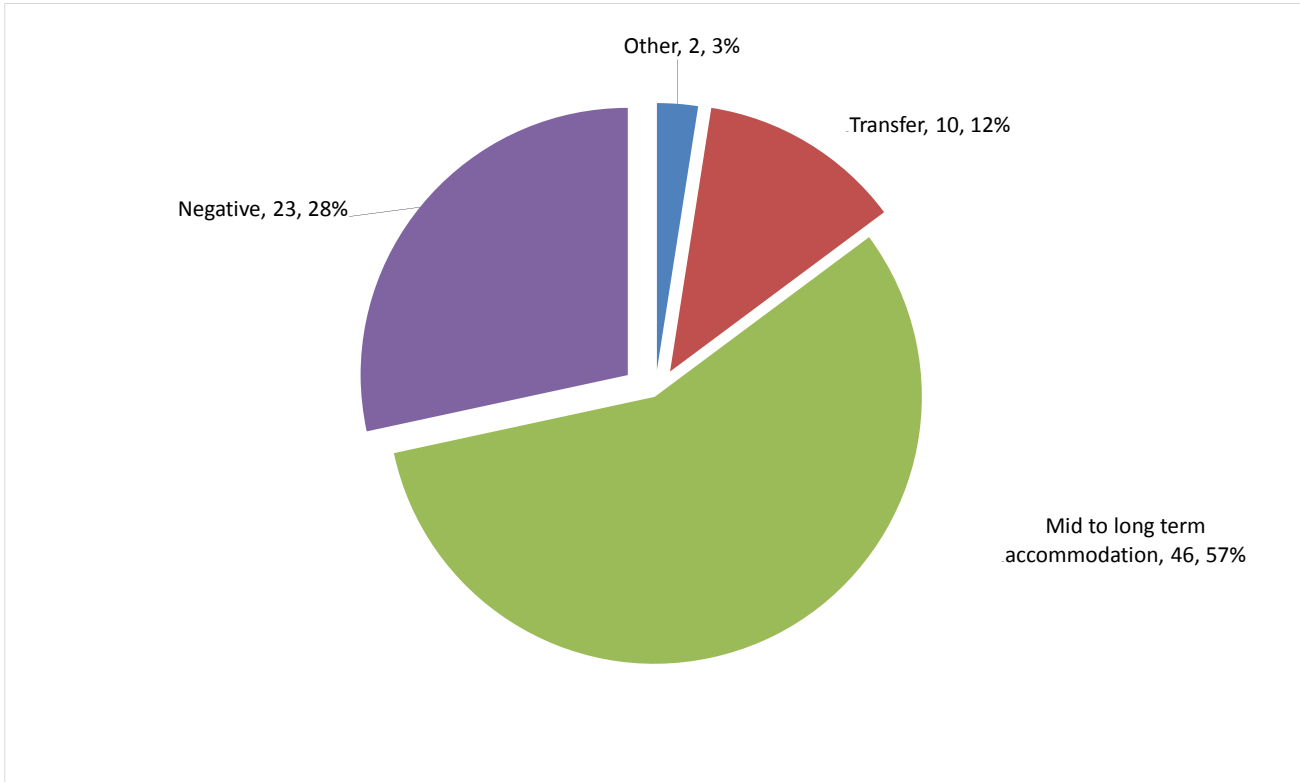
The proportion of arrivals to accommodation in Camden that were referred by outreach or BBS teams (51%) is higher than last quarter (34%).

Breakdown by accommodation:

Source of referral → Accommodation ↓	BBS - CSTM	BBS - Passage	The Passage - Day Centre	BBS - St Mungo's	Westminster SPOT	CRI - Camden	Southwark SPOT	K & C SIT	London Reconnect	NSNO Assessment Hub	Rolling shelter	Hostel	Local authority	Self other referral source)	Total
St John of God - Olallo Project	3	1	4	2	2	3	3	1	20	30					69
SHP - Dennis Handfield House						1						4			5
SHP - 165 Project												2		1	4
St Mungo's - Birkenhead Street						6									6
St Mungo's - Endell Street						3									3
St Mungo's - Endsleigh Gardens											1	1	1		3
St Mungo's - St Pancras Way						1									1
Total	3	1	4	2	2	14	3	1	20	30	1	7	1	1	91

8) Departures - destination on departure

Departure actions by destination on departure



Base: 81

Destination categories on CHAIN	Chart category	Colour
Care home, Clearing House/RSI, Home area, Hospital - long term, LA tenancy (general needs), Long-term accommodation, Previous home, Private rented sector - independent, Private rented sector - supported, RSL tenancy (general needs), Sheltered Housing, Supported Housing	Mid to long term accommodation	
Bed & Breakfast, Detox clinic, Hostel, Hostel - another organisation, Hostel - within the organisation, Rehab clinic, Temporary accommodation, Psychiatric hospital, Hospital - NOT long term/acute care	Transfer	
Not known, Sleeping rough/returned to streets, Taken into custody	Negative	
Died, Outside London, Staying with family, Staying with friends	Other	

Destination on departure from temporary accommodation	Number	%
Clearing House/RSI	1	2%
Detox clinic	3	7%
Died	1	2%
Hospital - long term	1	2%
Hostel - another organisation	3	7%
Not known	15	37%
Private rented sector - independent	2	5%
Sleeping rough/Returned to streets	4	10%
Staying with friends	1	2%
Supported Housing	1	2%
Taken into custody	4	10%
Temporary accommodation (LA)	4	10%
Tied accommodation with work	1	2%
Total	41	100%

79 people departed from accommodation in Camden this year. These 79 people had 41 departure actions. This indicates that an individual can depart from more than once (at the same accommodation project or different) in a period.

7% of people left accommodation to move to another hostel. This is a decrease from last period (21%).

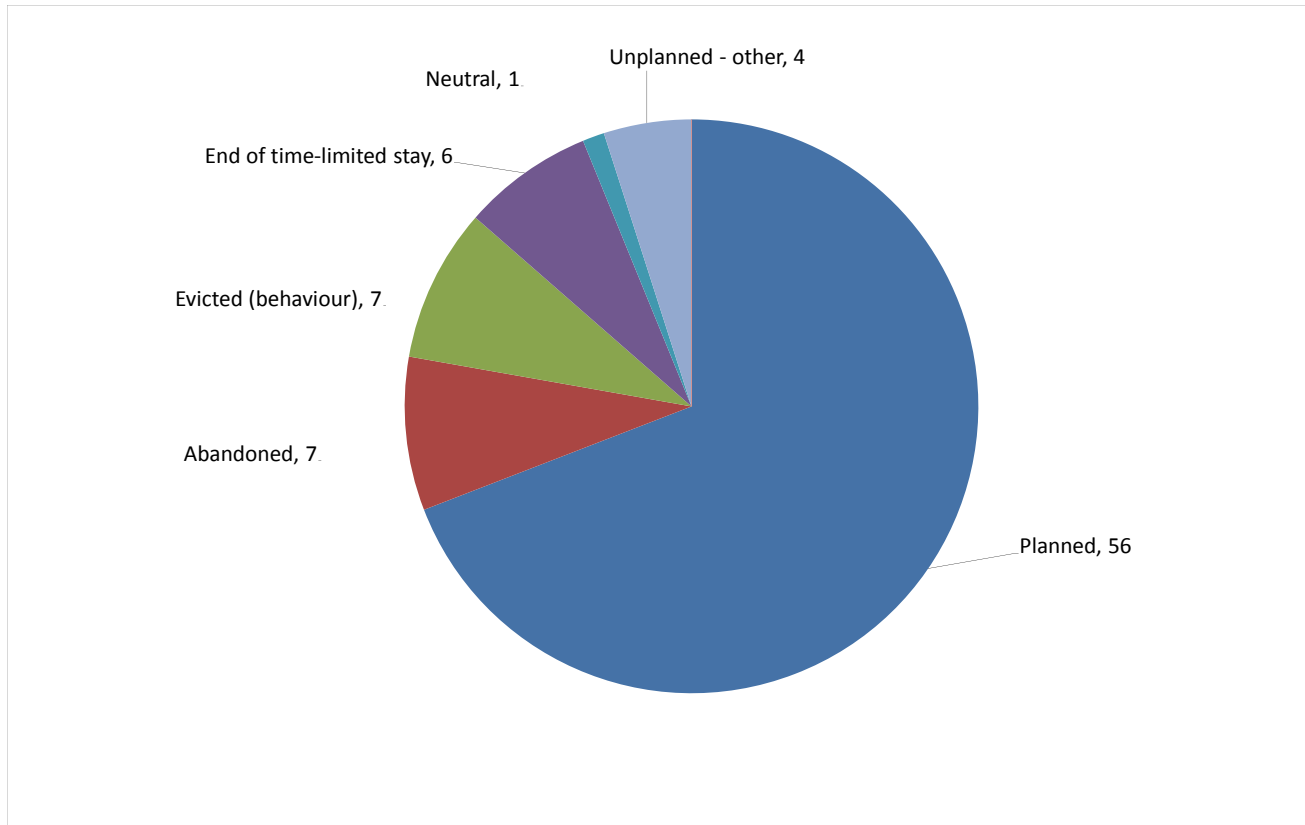
57% of people left accommodation to move to mid to long-term accommodation. This is lower than last quarter - 64%.

Breakdown by accommodation

Destination Accommodation	Clearing House/RSI	Detox clinic	Died	Hospital - long term	Hostel - another organisation	Not known	Private rented sector -	Returned to home country (EEA)	Returned to home country (Non EEA)	Sleeping rough/Returned	Staying with friends	Supported Housing	Taken into custody	Temp accommodation	Temporary accommodation	Total
St John of God - Olallo Project		2			1	7	1	38	2	4	1	1		1	4	62
SHP - Dennis Handfield House	1		1			2							1			5
SHP - 165 Project					1	1							2			4
St Mungo's - Birkenhead Street		1				5	1									7
St Mungo's - Endsleigh Gardens					1								1			2
St Mungo's - Grays Inn Road				1												1
Total	1	3	1	1	3	15	2	38	2	4	1	1	4	1	4	81

9) Departures - reason for leaving

Departures by whether or not the departure was planned or unplanned



Base: 81

79 people departed from accommodation in Camden this year. These 79 people had 81 departure actions. This indicates that an individual can depart more than once (from the same accommodation project or different) in a period.

As with arrivals, the number of people departing and departures is higher than previous quarter.

69% of departures were due to a planned move. This is a decrease from the previous quarter (Jan-Mar; 36%, Apr-Jun; 46%, Jul-Sep; 84%).

9% of departures were due to abandonments. This is consistent with the previous three quarters.

9% of departures were due to evictions. This is consistent with the previous quarters.

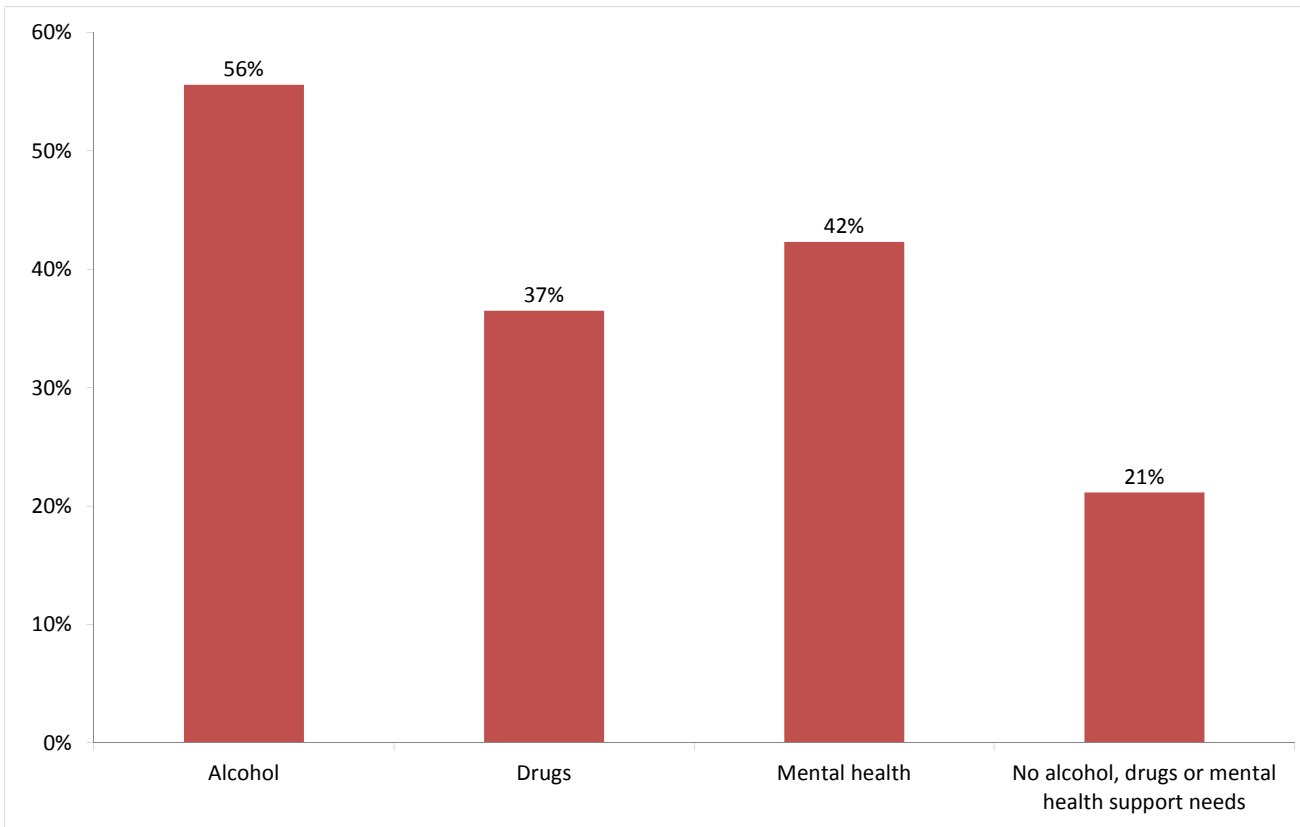
Breakdown by accommodation

Planned/Unplanned Accommodation	Planned	Abandoned	Evicted (behaviour)	End of time- limited stay	Neutral	Unplanned - other	Total
St John of God - Olallo Project	51	4	4	3			62
SHP - Dennis Handfield House	1	1	1		1	1	5
SHP - 165 Project	1	1				2	4
St Mungo's - Birkenhead Street	2	1	1	3			7
St Mungo's - Endsleigh Gardens			1			1	2
St Mungo's - Grays Inn Road	1						1
Total	56	7	7	6	1	4	81

Client Support Needs/Institutional History

10) Support needs

People contacted by outreach or BBS teams and/or arriving in accommodation in the quarter by support needs



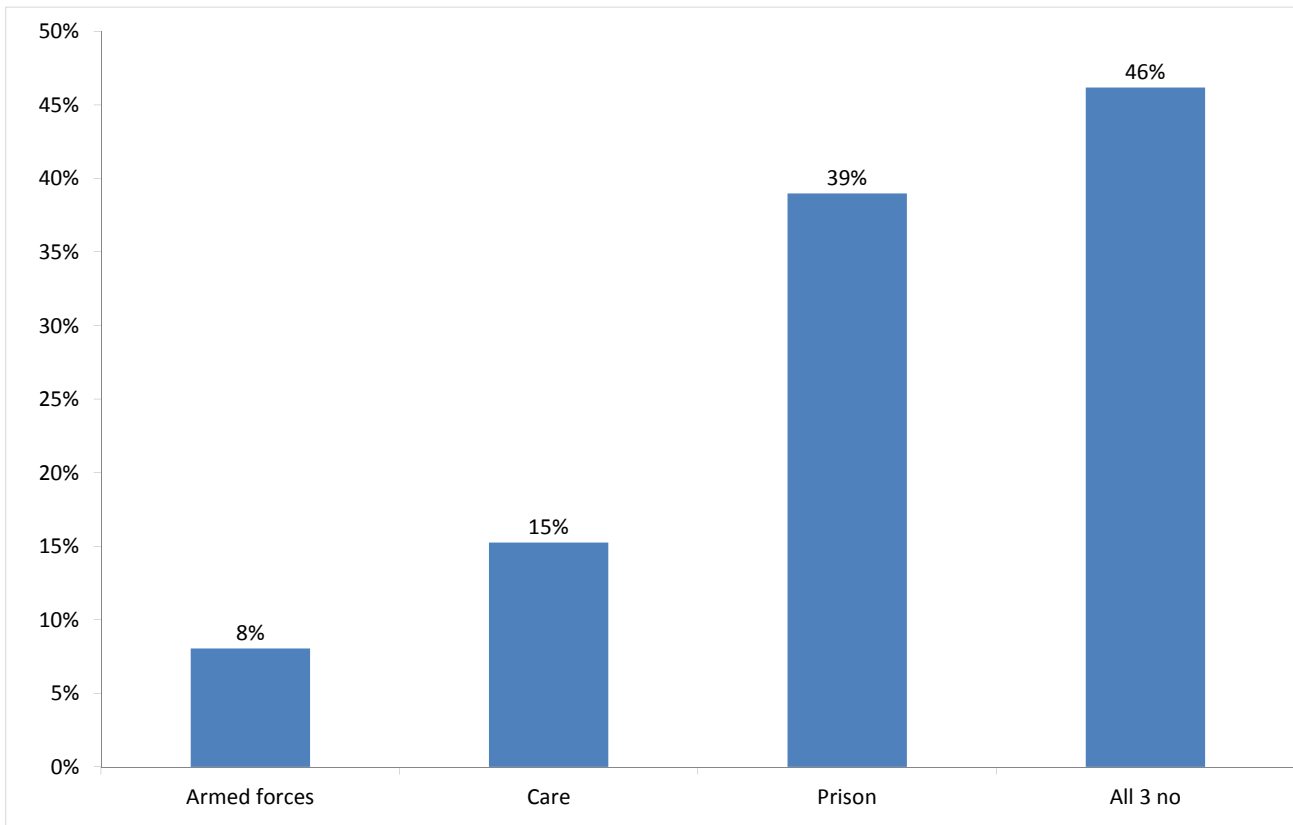
Base: 241 Note that the base figure for this graph excludes clients where all 3 support needs are not known or not recorded (28).

Support Needs	No. of people	%
Alcohol only	41	15%
Drugs only	12	4%
Mental health only	26	10%
Alcohol and drugs	31	12%
Alcohol and mental health	31	12%
Drugs and mental health	14	5%
Alcohol, drugs and mental health	31	12%
All 3 no	51	19%
All 3 not known or not assessed	28	10%
All 3 no, not known or not assessed	4	1%
Total	269	100%

The proportion of people contacted in Camden with an alcohol, drugs or mental health support need is consistent with the previous quarter.

11) Experience of armed forces, care and prison

People contacted by outreach or BBS teams and/or arriving in accommodation in the quarter by experience of the armed forces, care or prison



Base: 236 Note that the base figure for this graph excludes clients where all 3 institutional histories are not known.

19 people contacted in Camden this quarter have previously been in the armed forces (13 last quarter).

Nationality	Number seen rough sleeping	% of people seen rough sleeping*
UK	6	6%
Non-UK	2	2%
Total	8	8%

36 people contacted in Camden this quarter have previously been in care (33 last quarter).

92 people contacted in Camden this quarter have previously been in prison (80 last quarter).

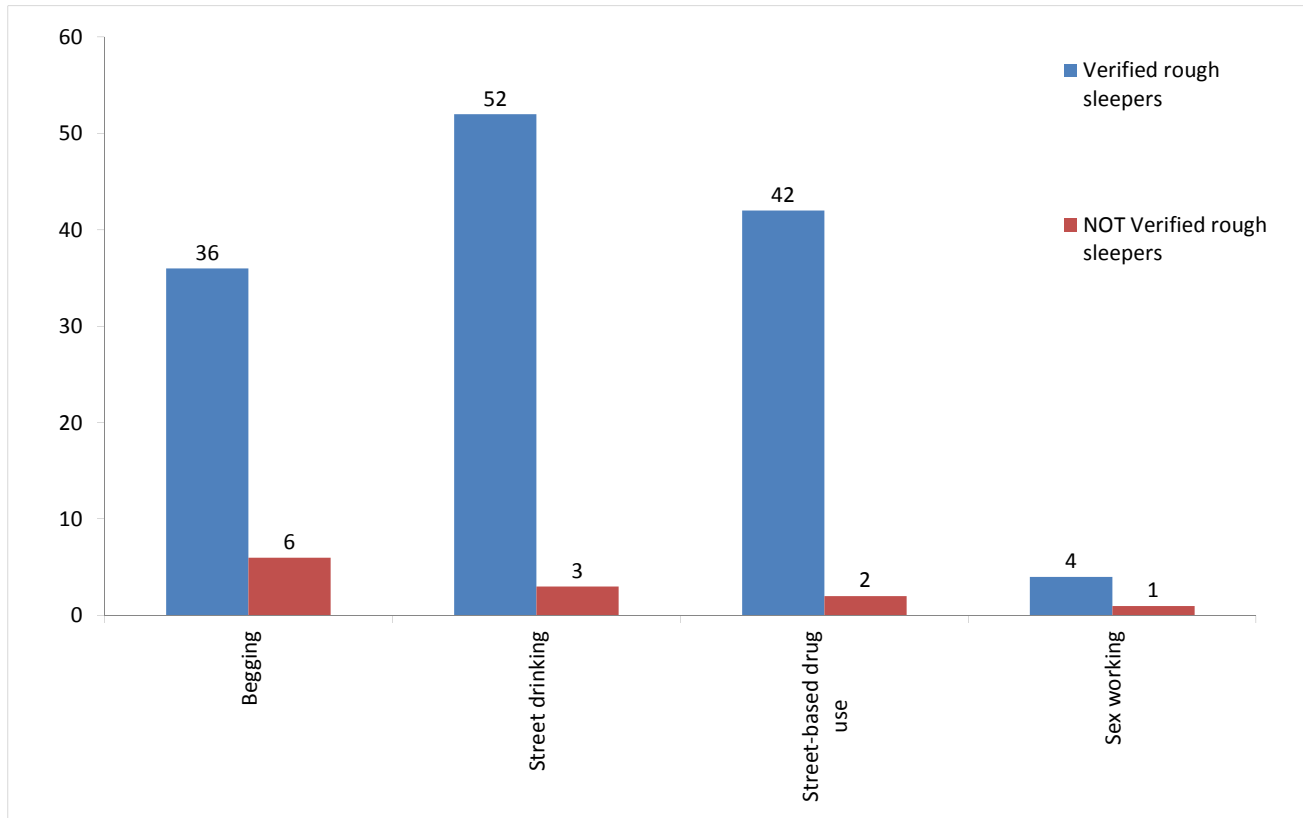
It is possible for someone contacted to have previous experience of more than one institution and so be included in more than one of the above figures. 23 people contacted in the year have been in care and prison.

The proportion of people contacted in Camden with previous experience of the armed forces, care or prison is consistent with the previous quarter.

*People who were seen rough sleeping in the period and been assessed for institutional history: 100

12) Street activity

Street population (people who rough sleep and/or engage in a street lifestyle) contacted by outreach who fall into one or more of the street activity categories on CHAIN



Base for verified rough sleepers: 81

Base for people not verified as rough sleepers: 44

Of the 193 verified rough sleepers contacted this quarter, 81 (42%) have been assessed as engaging in one or more street activities.

Some of these people contacted this quarter have been seen engaging in more than one type of street activity at some point.

In addition to the 193 verified rough sleepers contacted in the quarter by outreach or BBS teams, 44 people who are considered vulnerable but have not been seen rough sleeping were also contacted. Of these:

3 were booked into accommodation across all boroughs;

27 were recorded as having arrived at accommodation reporting to CHAIN.