



CHAIN  
Quarterly Report for  
Ealing  
October - December 2010



# CHAIN Quarterly report for Ealing 1st October to 31st December 2010

## Contents

### Outreach Work

#### 1) Rough sleeping

People seen by outreach or building based (BBS) teams in the quarter - rough sleeping or contacted either on the streets or in services

#### 2) Rough sleeping volume

People seen rough sleeping by number of bedded down contacts during the quarter

#### 3) Nationality of rough sleepers

People seen rough sleeping by outreach or BBS teams during the quarter by flow, stock and returner model.

#### 4) No booking into accommodation events

People contacted in the quarter with no accommodation events (booking or referrals) by any outreach or BBS team, by total number of street contacts recorded on CHAIN

#### 5) Accommodation and reconnection events (Outreach)

Outreach accommodation (bookings and referrals) and reconnection events achieved in the quarter by type of accommodation

### Wider street population

#### 6) Street activity

Street population (people who rough sleep and/or engage in a street lifestyle) contacted by outreach who fall into one or more of the street activity categories on CHAIN

### Hostels, assessment centres, rolling shelters and second stage accommodation

#### 7) Arrivals

Temporary accommodation arrivals by accommodation project and source of referral.

#### 8) Departures - destination on departure

Departure actions by destination on departure

### Support needs, armed forces, care and prison, and wider street population

#### 9) Support needs

People contacted by outreach or BBS teams and/or arriving in accommodation in the quarter by support needs

#### 10) Experience of armed forces, care or prison

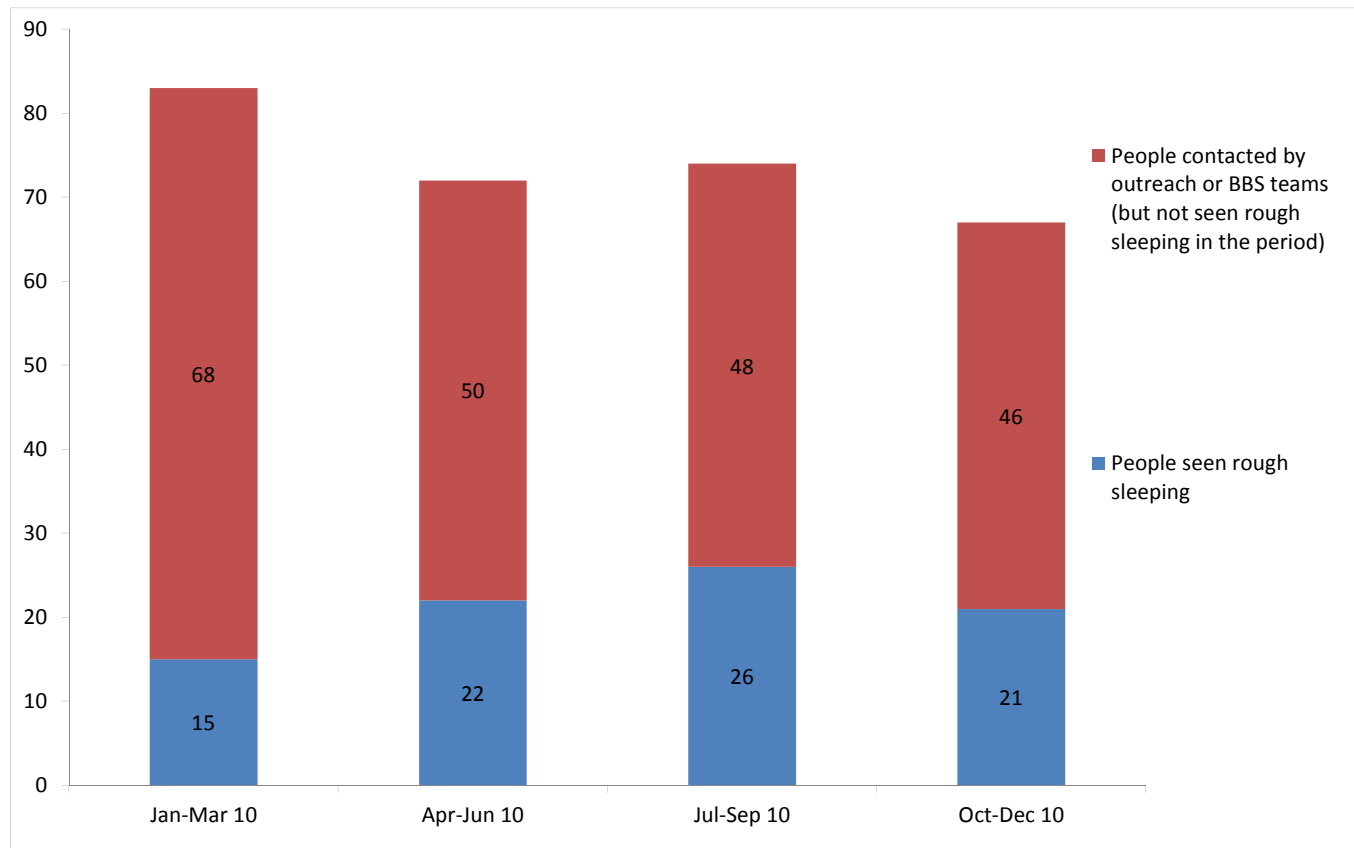
People contacted by outreach or BBS teams and/or arriving in accommodation in the quarter by experience of the armed forces, care or prison

# CHAIN Quarterly report for Ealing

## Outreach Work

### 1) Rough sleeping

People seen by outreach or building based (BBS) teams in the quarter - rough sleeping or contacted either on the streets or in services



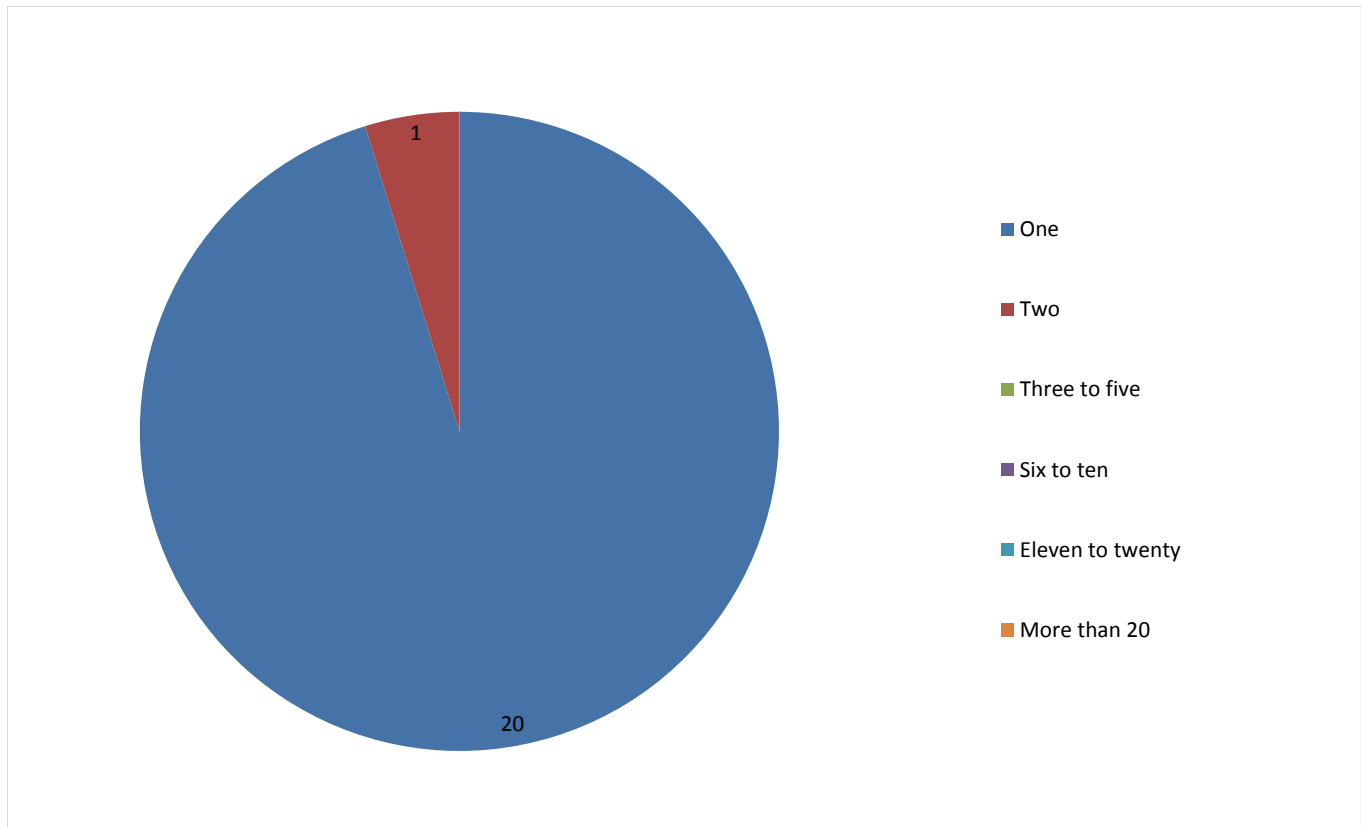
Jan-Mar 10 base: 83  
Apr-Jun 10 base: 72  
Jul-Sep 10 base: 74  
Oct-Dec 10 base: 67

67 verified rough sleepers were contacted by services in Ealing during the quarter. This is a decrease from 74 last quarter and compares to 91 in the same quarter last year.

Of these 67, 21 had a bedded down street contact in the quarter and so were known to have slept rough in Ealing during the quarter. The number sleeping rough this quarter has decreased by 19%.

## 2) Rough sleeping volume

People seen rough sleeping by number of bedded down contacts during the quarter



Base: 21

Of the 21 people seen rough sleeping this quarter, 20 only had a single bedded down street contact.

Of the 21 people seen bedded down, 4 were from CEE countries and seen only once during the period.

NB CEE nationals often cannot be offered the same service as other people due to benefit restrictions.

### 3) Nationality of rough sleepers

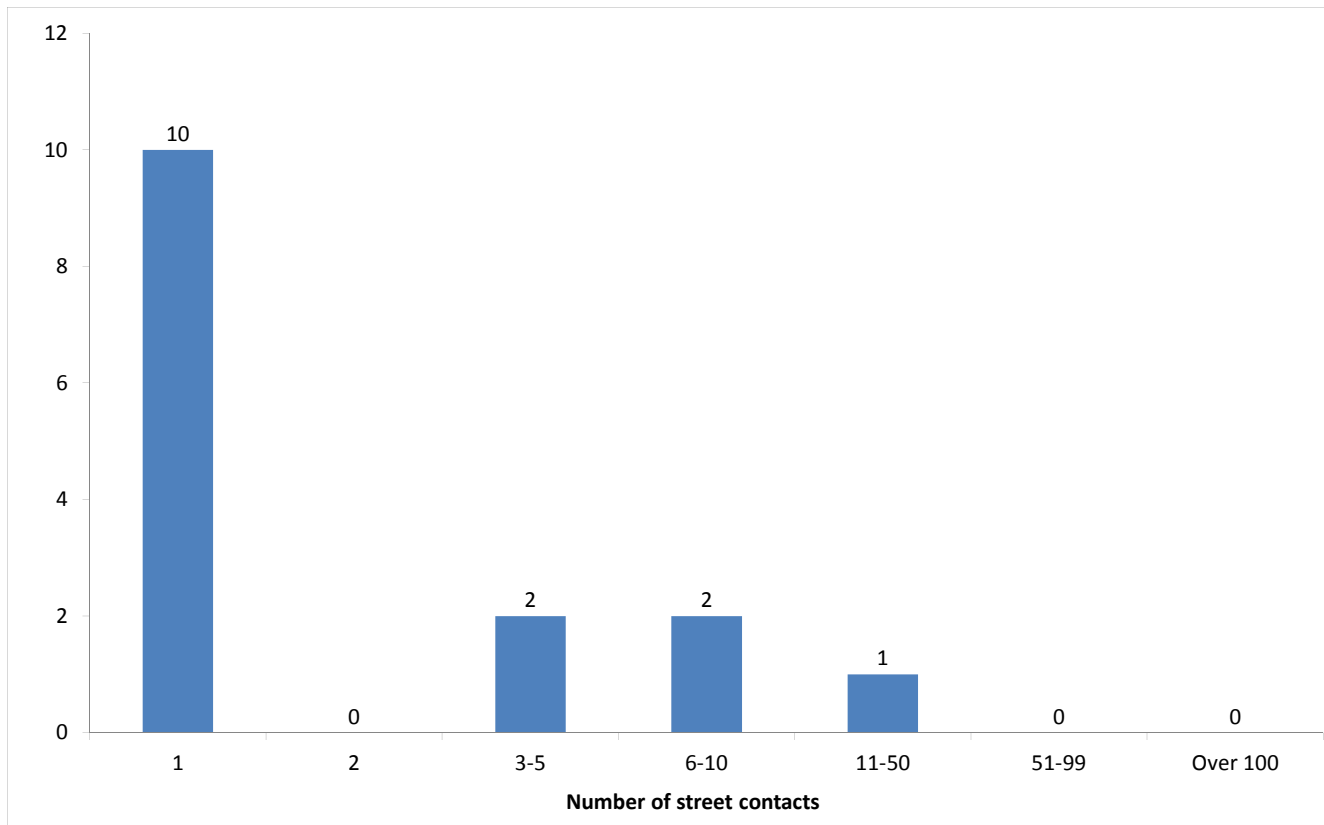
People seen rough sleeping by outreach or BBS teams during the quarter

Nationality	Apr - Jun	%	Jul-Sept	%	Oct-Dec	%
UK	10	40%	9	41%	8	38%
Ireland (Republic of)	5	20%	1	5%	3	14%
Bulgaria						
Czech Republic						
Estonia						
Hungary						
Latvia						
Lithuania	1	4%				
Poland	1	4%	4	18%	4	19%
Romania						
Slovenia						
Slovakia						
<b>CEE sub-total</b>	<b>2</b>	<b>8%</b>	<b>4</b>	<b>18%</b>	<b>4</b>	<b>19%</b>
other Europe	2	8%				
Ukraine			1	5%		
India	1	4%	4	18%	2	10%
Sri Lanka	4	16%			2	10%
other Asia					1	5%
Somalia			2	9%		
other Africa	1	4%			1	5%
America			1	5%		
Australasia						
Missing						
Not known	1					
<b>Total</b>	<b>26</b>		<b>22</b>		<b>21</b>	
<b>Total**</b>	<b>25</b>	<b>100%</b>	<b>22</b>	<b>100%</b>	<b>21</b>	<b>100%</b>

\*\*This total excludes those people seen rough sleeping where their nationality is not known

#### 4) No booking into accommodation events

People contacted in the quarter with no accommodation events (booking or referrals) by any outreach or BBS team, by total number of street contacts recorded on CHAIN



Base: 15

15 (22%) verified rough sleepers contacted across Ealing this quarter have never had a booking in action recorded on CHAIN. This is consistent with previous quarters.

9 of these people have slept rough in the quarter, which is 43% of all people sleeping rough this quarter.

10 (67%) of the people who have never had a booking in action recorded on CHAIN have only ever had one street contact recorded.

## 5) Accommodation and reconnection events (Outreach)

Outreach accommodation (bookings and referrals) and reconnection events achieved in the quarter by type of accommodation

Accommodation type	No. of events	%
Assessment centre	0	0%
Bed & breakfast	0	0%
Clinic/Detox/Rehab	5	12%
Night Centre	9	21%
Rolling shelter	6	14%
<i>Referrals only (no booking in)</i>	<i>18</i>	
Hostel	18	42%
<i>Referral rejected (no booking in)</i>	<i>5</i>	
Other temporary	0	0%
Second-stage accommodation	2	5%
St Mungo's complex needs	0	0%
St Mungo's semi-independent	0	0%
Clearing House/RSI	1	2%
LA tenancy (general needs)	2	5%
Private rented sector	0	0%
Private rented sector - independent	0	0%
Private rented sector - with some floating support/support	0	0%
RSL tenancy (general needs)	0	0%
Sheltered housing	0	0%
Supported housing	0	0%
Other long-term accommodation	0	0%
<b>Bookings into accommodation total</b>	<b>43</b>	<b>100%</b>
Return to home area	0	0%
Seeking work	0	0%
Move to area for friends/family	0	0%
Move to area with appropriate services	0	0%
Other	0	0%
<b>Reconnections total</b>	<b>0</b>	<b>0%</b>
<b>TOTAL</b>	<b>43</b>	<b>100%</b>

Outreach and BBS teams across Ealing succeeded in reconnecting or booking into accommodation 26 people, 39% of the 67 people contacted during the quarter.

This is higher than previous quarters; Jan-Mar, 31%; Apr-Jun, 13%; Jul-Sept, 24%.

26 people had a total of 43 booking in events. This indicates that individuals can be booked into accommodation (the same type or different) more than once in the quarter.

No one was booked into long-term accommodation. This is consistent with previous quarters.

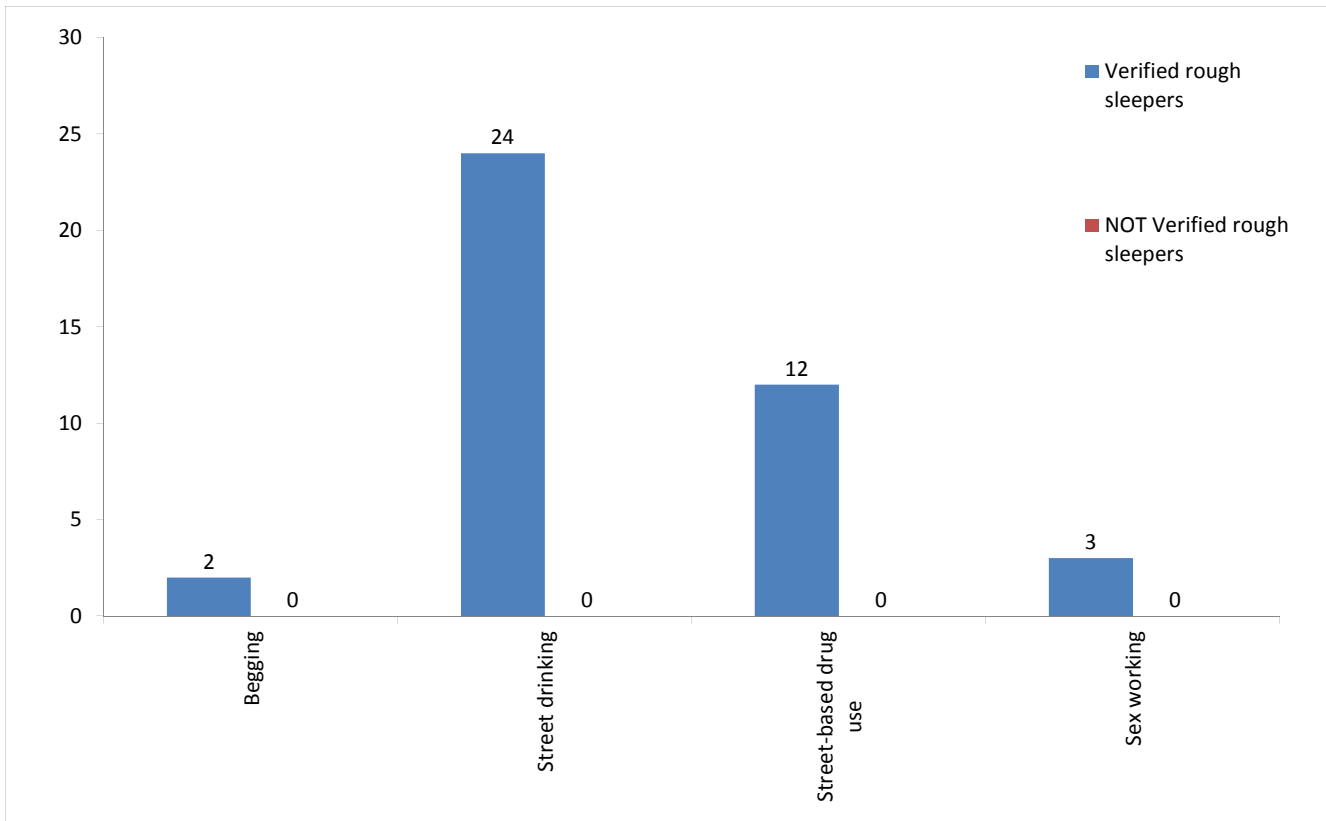
13 people were booked into hostel accommodation. This is consistent with previous quarters.

Outreach and BBS teams Ealing did not achieve a reconnection with anyone they contacted this quarter.

\* These events are excluded from the total. Referral to hostel is a speculative referral to a hostel, confirmation of which leads to a booking in action being recorded.

## 6) Street activity

Street population (people who rough sleep and/or engage in a street lifestyle) contacted by outreach who fall into one or more of the street activity categories on CHAIN



Base for verified rough sleepers: 32

Base for people not verified as rough sleepers: 0

Of the 67 verified rough sleepers contacted this quarter, 32 (48%) have been assessed as engaging in one or more street activities.

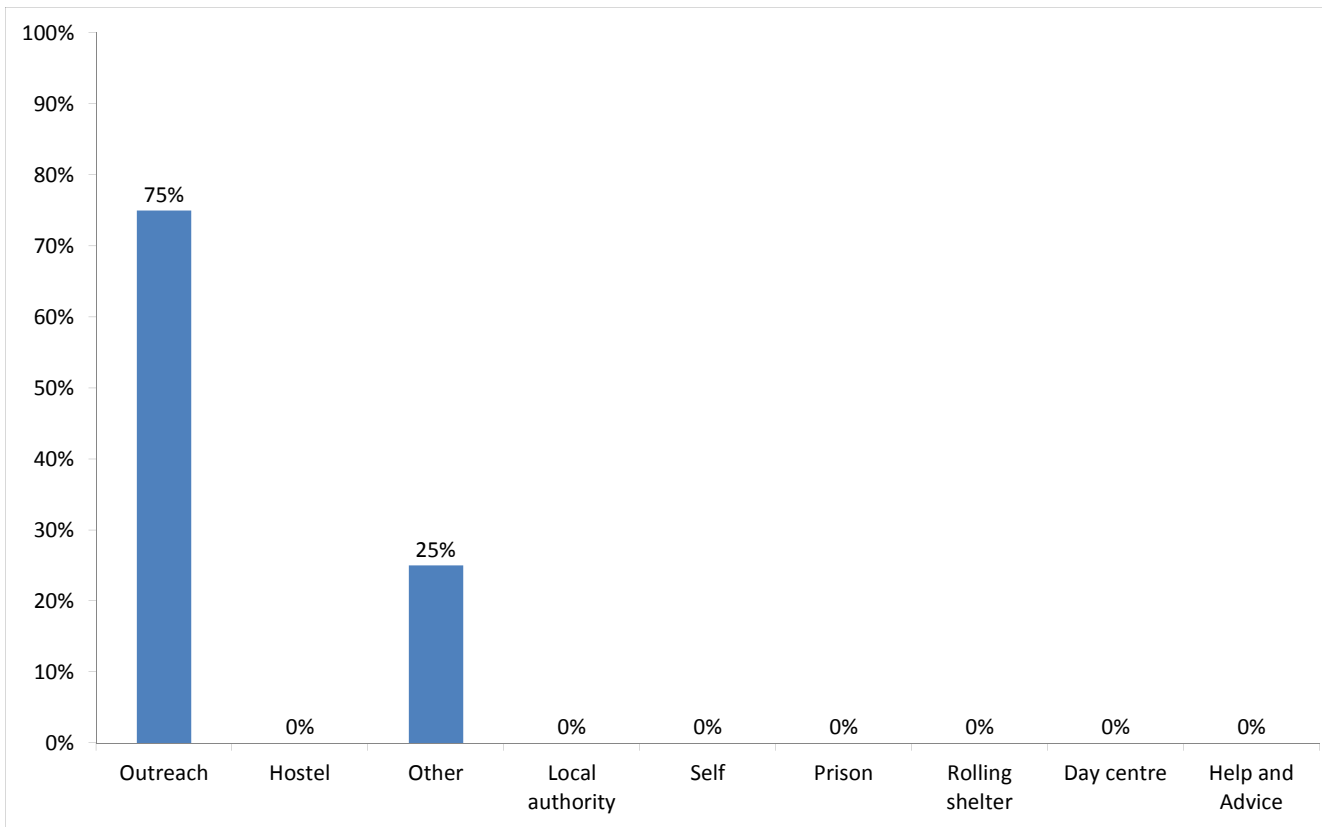
Some of these people contacted this quarter have been seen engaging in more than one type of street activity at some point.



## Temporary Accommodation: hostels, assessment centres, rolling shelters and second stage

### 7) Arrivals

Temporary accommodation arrivals by accommodation project and source of referral.



Base: 4

4 people arrived at accommodation in Ealing this quarter. These 4 people had 4 arrival actions.

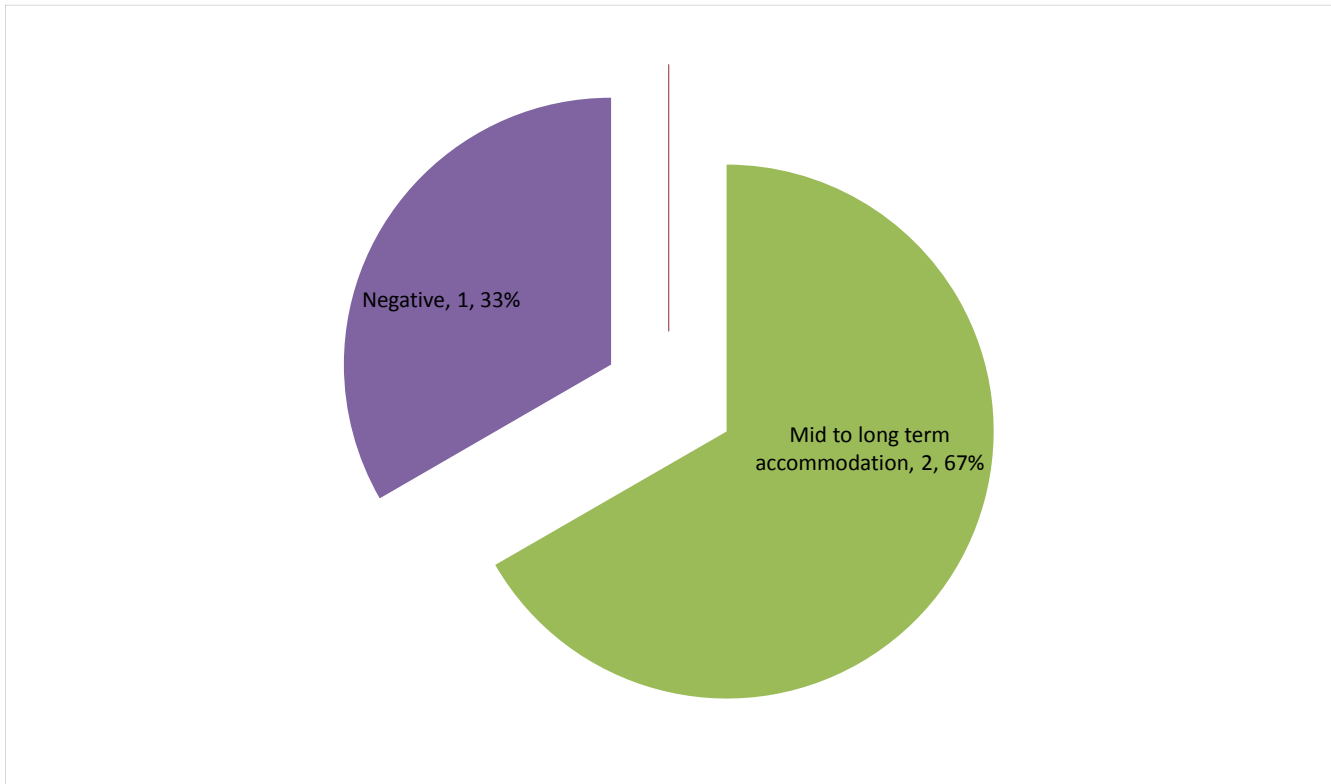
The numbers of people arriving and arrivals are lower than the two previous quarters, when there were 9 each.

#### Breakdown by accommodation:

Source of referral	Passage Second Stage	Ealing SPOT	Total
Broadway - Sixty-Five	1	3	4
<b>Total</b>	<b>1</b>	<b>3</b>	<b>4</b>

## 8) Departures - destination on departure

Departure actions by destination on departure



Base: 3

Destination categories on CHAIN	Chart category	Colour
Care home, Clearing House/RSI, Home area, Hospital - long term, LA tenancy (general needs), Long-term accommodation, Previous home, Private rented sector - independent, Private rented sector - supported, RSL tenancy (general needs), Sheltered Housing, Supported Housing	Mid to long term accommodation	Yellow
Bed & Breakfast, Detox clinic, Hostel, Hostel - another organisation, Hostel - within the organisation, Rehab clinic, Temporary accommodation, Psychiatric hospital, Hospital - NOT long term/acute care	Transfer	Maroon
Not known, Sleeping rough/returned to streets, Taken into custody	Negative	Cyan
Died, Outside London, Staying with family, Staying with friends	Other	Green

Destination on departure from temporary accommodation	Number	%
LA tenancy (general needs)	1	33%
Not known	1	33%
RSL tenancy (general needs)	1	33%
<b>Total</b>	<b>3</b>	<b>100%</b>

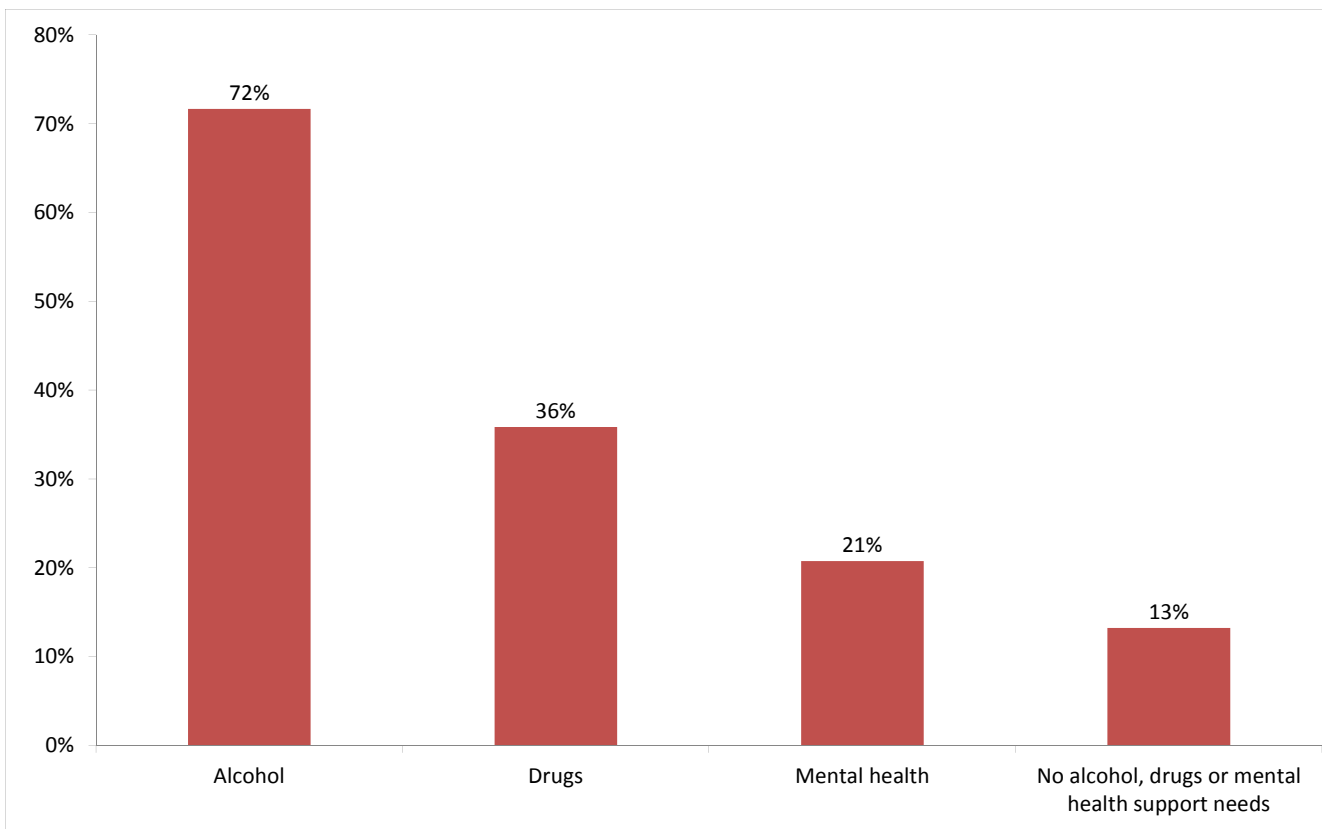
Breakdown by accommodation

Destination → Accommodation ↓	LA tenancy (general needs)	Not known	RSL tenancy (general needs)	Total
Broadway - Sixty-Five	1	1	1	3
<b>Total</b>	<b>1</b>	<b>1</b>	<b>1</b>	<b>3</b>

## Client Support Needs/Institutional History

### 9) Support needs

People contacted by outreach or BBS teams and/or arriving in accommodation in the quarter by support needs



Base: 53 Note that the base figure for this graph excludes clients where all 3 support needs are not known or not recorded (16).

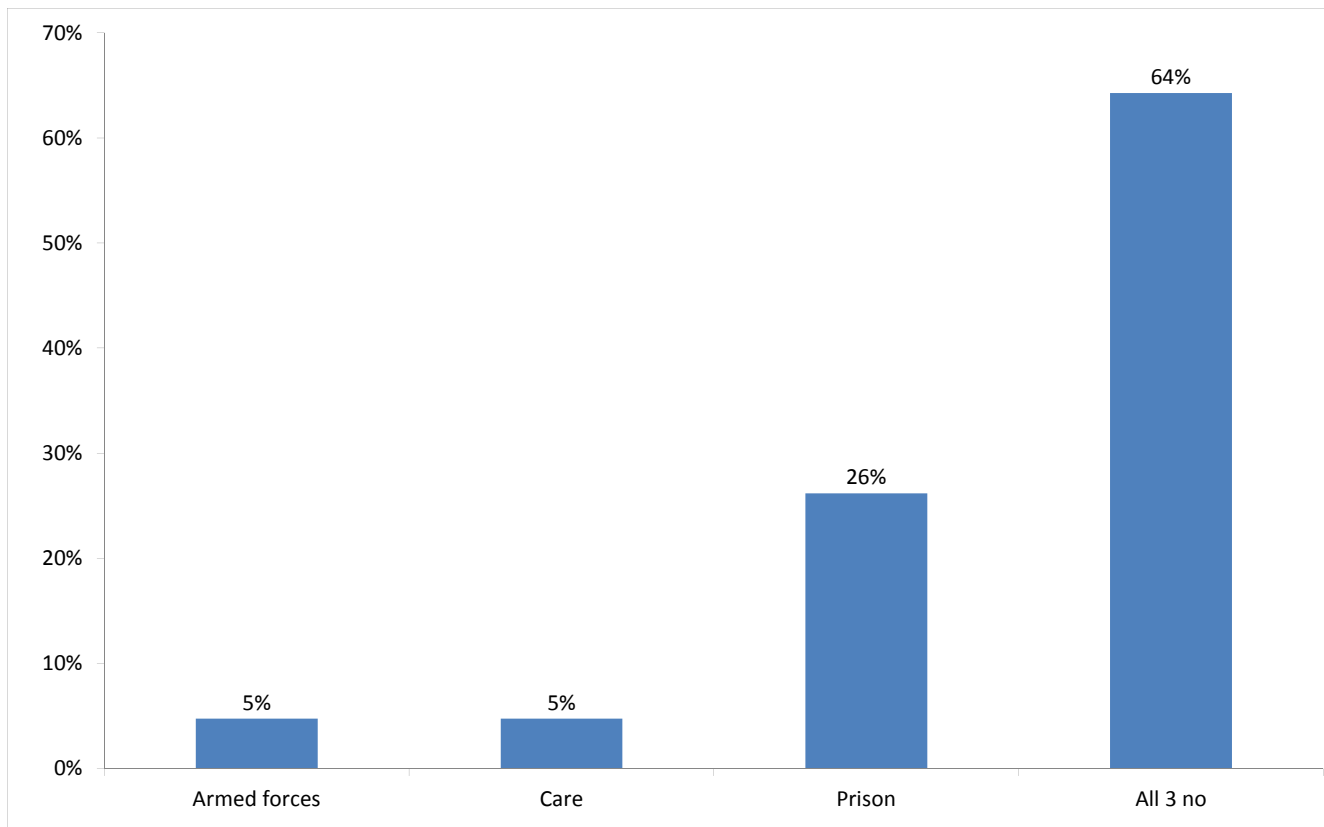
Support Needs	No. of people	%
Alcohol only	18	26%
Drugs only	4	6%
Mental health only	1	1%
Alcohol and drugs	11	16%
Alcohol and mental health	6	9%
Drugs and mental health	1	1%
Alcohol, drugs and mental health	3	4%
All 3 no	7	10%
All 3 not known or not assessed	16	23%
All 3 no, not known or not assessed	2	3%
<b>Total</b>	<b>69</b>	<b>100%</b>

The proportion of people contacted in Ealing with an alcohol, drugs or mental health support need is consistent with the previous three periods.

The proportion of people contacted in Ealing with an alcohol support need is higher than the proportion across all boroughs this quarter, 54%. The proportion of people with a mental health support needs is lower than the proportion across all boroughs this quarter, 41%.

## 10) Experience of armed forces, care or prison

People contacted by outreach or BBS teams and/or arriving in accommodation in the quarter by experience of the armed forces, care or prison



Base: 42 Note that the base figure for this graph excludes clients where all 3 institutional histories are not known.

2 people contacted in Ealing this quarter have previously been in the armed forces (1 last quarter). Both were British.

2 people contacted in Ealing this quarter have previously been in care (1 last quarter).

11 people contacted in Ealing this quarter have previously been in prison (3 last quarter).

It is possible for someone contacted to have previous experience of more than one institution and so be included in more than one of the above figures. 2 people contacted in the year have been in care and prison.

The proportion of people contacted in Ealing with previous experience of prison is consistent higher than last quarter, but consistent with previous periods: Jan-Mar, 23%; Apr-Jun, 26%; Jul-Sept, 4%.