



CHAIN
Quarterly Report for
Ealing
October - December 2011



CHAIN Quarterly report for Ealing 1st October to 31st December 2011

Contents

Outreach Work

1) Rough sleeping

People seen by outreach or building based (BBS) teams in the quarter - rough sleeping or contacted either on the streets or in services

2) Rough sleeping volume

People seen rough sleeping by number of bedded down contacts during the quarter

3) Nationality of rough sleepers

People seen rough sleeping by outreach or BBS teams during the quarter by flow, stock and returner model.

4) People seen rough sleeping by month

People seen rough sleeping by outreach or building based (BBS) teams by month

5) No booking into accommodation events

People contacted in the quarter with no accommodation events (booking or referrals) by any outreach or BBS team, by total number of street contacts recorded on CHAIN

6) Booking into accommodation and reconnection events

Outreach accommodation (bookings and referrals) and reconnection events achieved in the quarter by type of accommodation

Hostels, assessment centres, rolling shelters and second stage accommodation

7) Arrivals

Temporary accommodation arrivals by accommodation project and source of referral.

8) Departures - destination on departure

Departure actions by destination on departure

9) Departures - reason for leaving

Departures by whether or not the departure was planned or unplanned

Support needs and institutional history

10) Support needs

People contacted by outreach or BBS teams and/or arriving in accommodation in the quarter by support needs

11) Experience of armed forces, care and prison

People contacted by outreach or BBS teams and/or arriving in accommodation in the quarter by experience of the armed forces, care or prison

Wider street population

12) Street activity

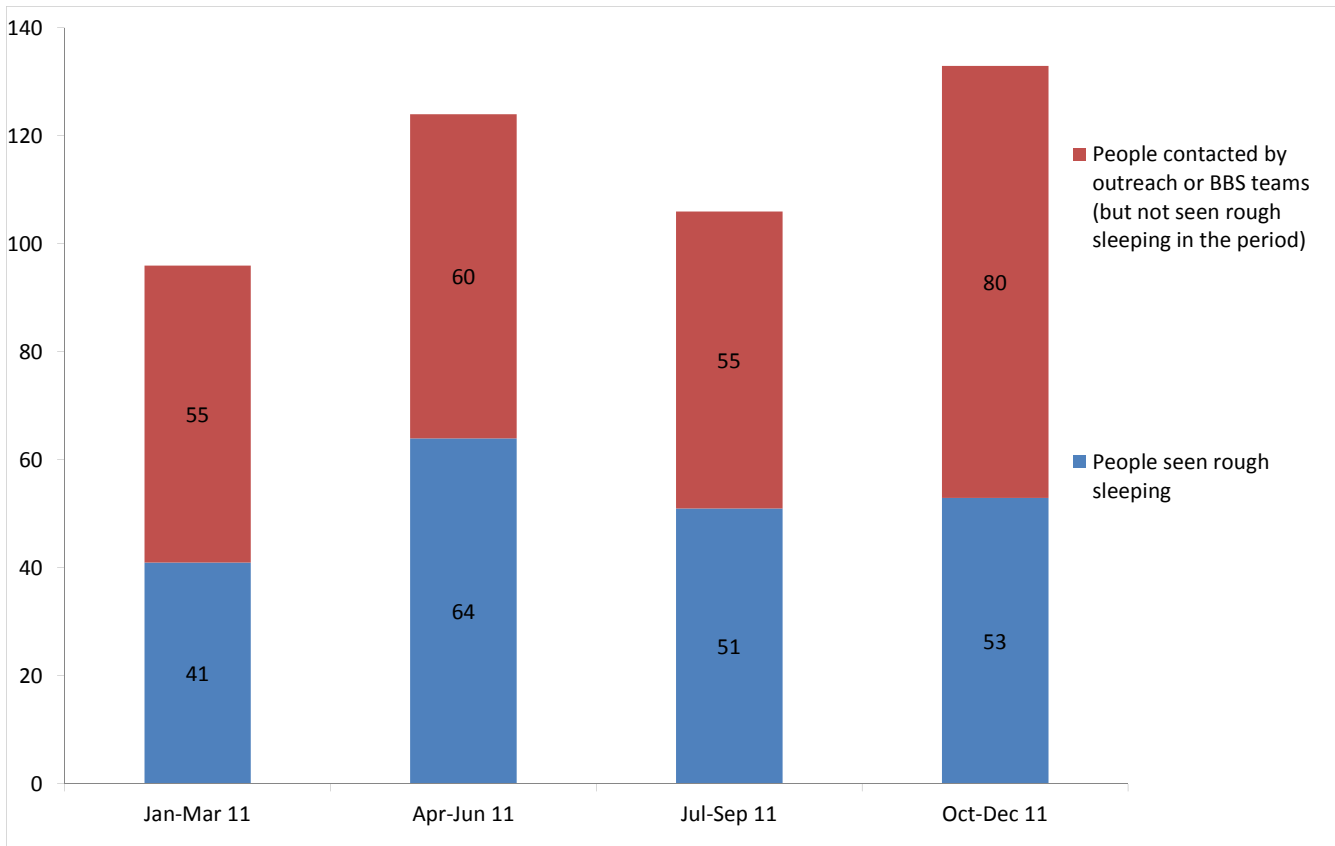
Street population (people who rough sleep and/or engage in a street lifestyle) contacted by outreach who fall into one or more of the street activity categories on CHAIN

CHAIN Quarterly report for Ealing

Outreach Work

1) Rough sleeping

People seen by outreach or building based (BBS) teams in the quarter - rough sleeping or contacted either on the streets or in services



Jan-Mar 11 base: 96
Apr-Jun 11 base: 124
Jul-Sep 11 base: 106
Oct-Dec 11 base: 133

133 verified rough sleepers were contacted by services in Ealing during the quarter. This is an increase from 106 last quarter and compares to 67 in the same quarter last year.

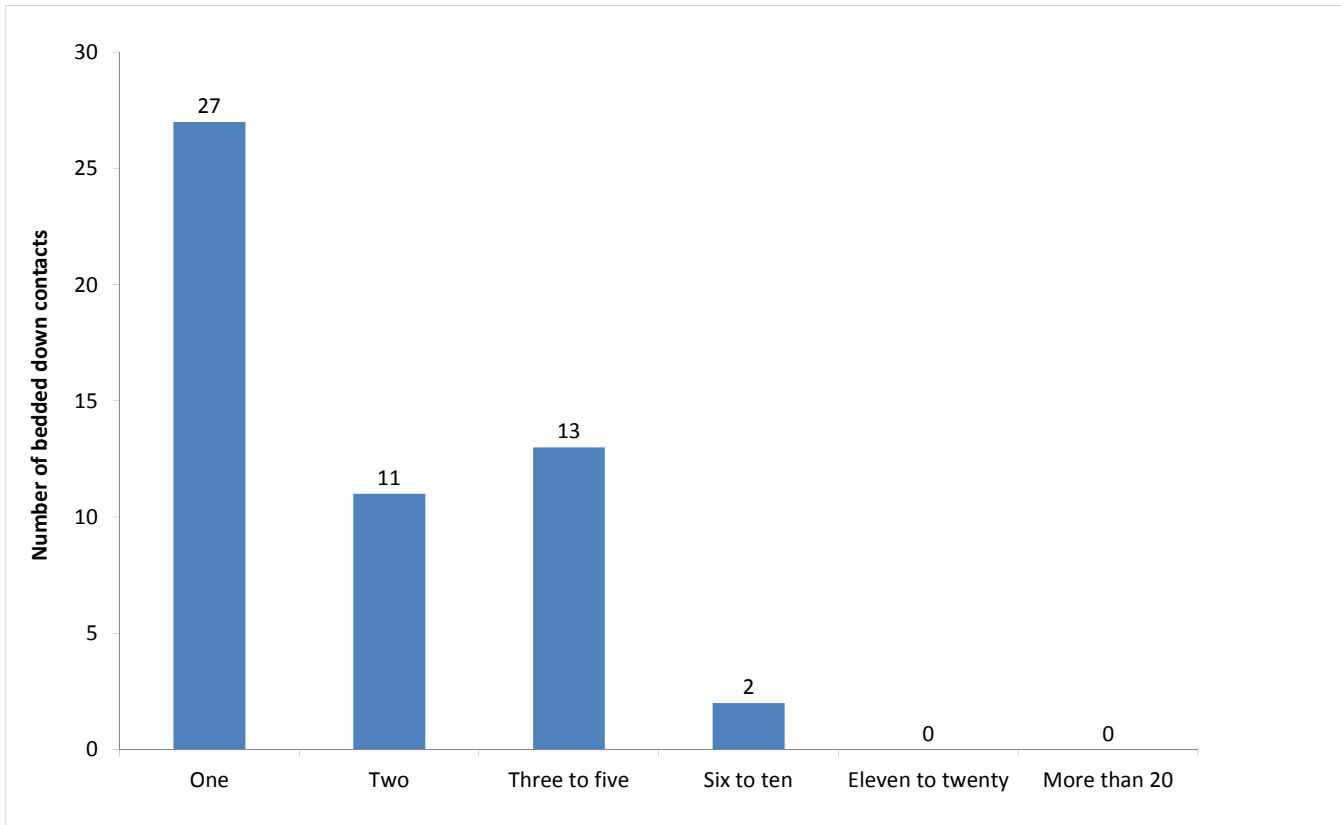
Of these 133, 53 had a bedded down street contact in the quarter and so were known to have slept rough in Ealing during the quarter. The number sleeping rough this quarter has increased by 4%.

In the same period last year, 21 people were seen sleeping rough.

27 people were seen rough sleeping for the first time this quarter (flow). This compares to 29 in the previous quarter, a decrease of 7%.

2) Rough sleeping volume

People seen rough sleeping by number of bedded down contacts during the quarter



Base: 53

Of the 53 people seen rough sleeping this quarter, 27 only had a single bedded down street contact.

Of the 53 people seen bedded down, 11 were from CEE countries and seen only once during the period.

NB CEE nationals often cannot be offered the same service as other people due to benefit restrictions.

3) Nationality of rough sleepers

People seen rough sleeping by outreach or BBS teams during the quarter by flow, stock and returner model.

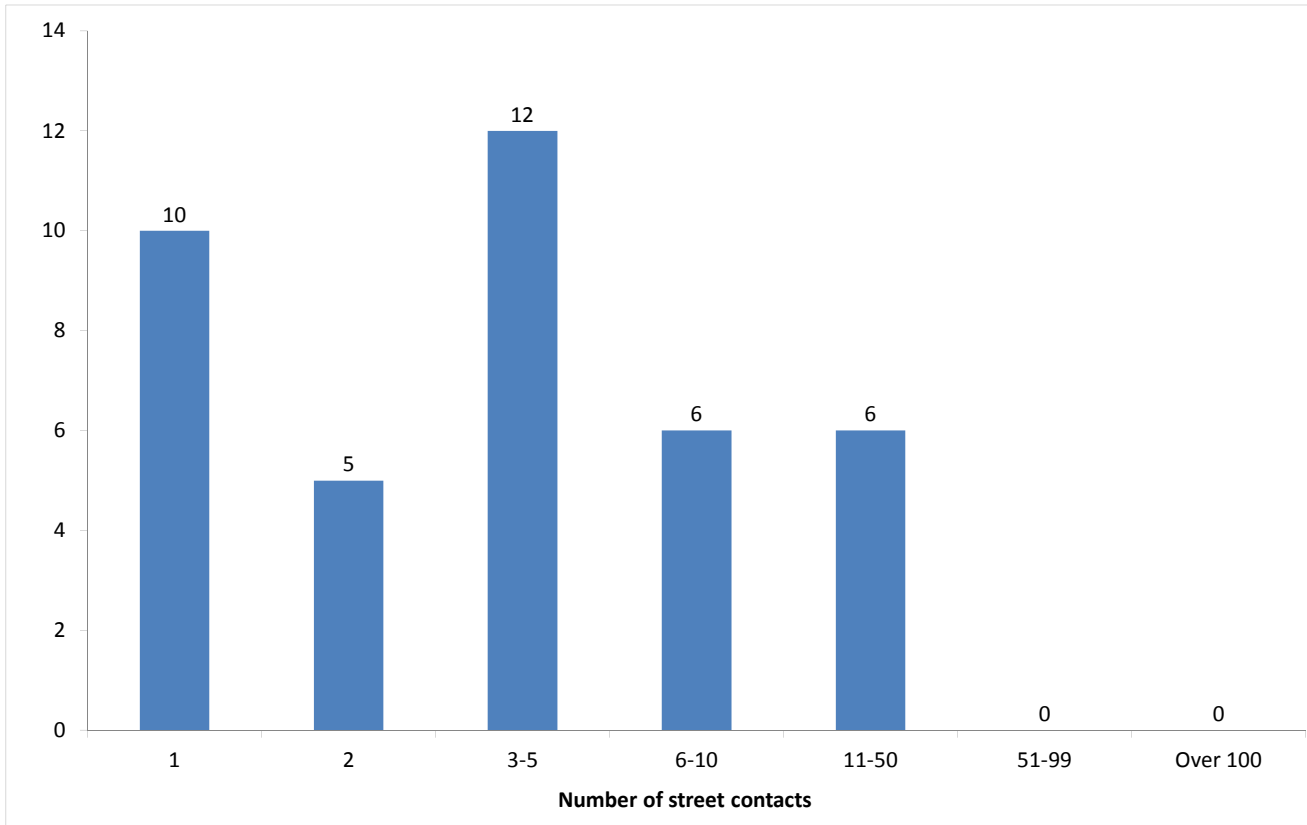
Nationality	Jan - Mar	%	Apr - Jun	%	Jul - Sep	%	Oct - Dec	%
UK	11	27%	25	39%	13	25%	8	15%
Ireland (Republic of)	0	0%	3	5%	0	0%	1	2%
India	17	41%	8	13%	15	29%	12	23%
Bulgaria	0	0%	0	0%	0	0%	0	0%
Czech Republic	0	0%	0	0%	0	0%	0	0%
Estonia	0	0%	0	0%	0	0%	0	0%
Hungary	1	2%	0	0%	0	0%	0	0%
Latvia	0	0%	0	0%	0	0%	1	2%
Lithuania	0	0%	1	2%	0	0%	1	2%
Poland	3	7%	18	28%	18	35%	20	38%
Romania	1	2%	1	2%	0	0%	2	4%
Slovenia	0	0%	0	0%	0	0%	0	0%
Slovakia	0	0%	1	2%	0	0%	0	0%
Central and East European (CEE) sub-total	5	12%	21	33%	18	35%	24	45%
other Europe	0	0%	0	0%	1	2%	1	2%
Eritrea	1	2%	2	3%	0	0%	0	0%
Africa	4	10%	1	2%	1	2%	1	2%
America	1	2%	0	0%	0	0%	1	2%
Other Asia	2	5%	4	6%	3	6%	5	9%
Australasia	0	0%	0	0%	0	0%	0	0%
Missing	1		0		0		0	0%
Not known	0		0		0		0	0%
Total	42		64		51		53	
Total**	41	100%	64	100%	51	100%	53	100%

Base: 53 Note that the base figure for this graph excludes clients where the nationality is missing or not known (0).

**This total excludes those people seen rough sleeping where their nationality is not known

4) No booking into accommodation events

People contacted in the quarter with no accommodation events (booking or referrals) by any outreach or BBS team, by total number of street contacts recorded on CHAIN



Base: 39

39 (29%) verified rough sleepers contacted across Ealing this quarter have never had a booking in action recorded on CHAIN. This is consistent with the previous three quarters.

30 of these people have slept rough in the quarter, which is 57% of all people sleeping rough this quarter.

10 (26%) of the people who have never had a booking in action recorded on CHAIN have only ever had 1 street contact recorded.

5) Booking into accommodation and reconnection events

Outreach accommodation (bookings and referrals) and reconnection events achieved in the quarter by type of accommodation

Accommodation type	Oct - Dec	%	Jul - Sep	%
Assessment centre	6	10%	2	5%
Bed & breakfast	1	2%	2	5%
Clinic/Detox/Rehab	3	5%	4	10%
Night Centre	0	0%	0	0%
Rolling shelter	9	15%	7	18%
Hostel	12	19%	5	13%
Other temporary	0	0%	0	0%
Second-stage accommodation	6	10%	1	3%
St Mungo's complex needs	0	0%	0	0%
St Mungo's semi-independent	0	0%	0	0%
Clearing House/RSI	1	2%	0	0%
LA tenancy (general needs)	3	5%	1	3%
Private rented sector	0	0%	0	0%
Private rented sector - independent	12	19%	12	31%
Private rented sector - with some floating support/support	0	0%	0	0%
RSL tenancy (general needs)	0	0%	0	0%
Sheltered housing	1	2%	0	0%
Supported housing	0	0%	0	0%
Other long-term accommodation	0	0%	0	0%
Bookings into accommodation total	54	87%	34	87%
Return to home area	6	10%	5	13%
Seeking work	3	5%	0	0%
Move to area for friends/family	3	5%	2	5%
Move to area with appropriate services	6	10%	0	0%
Other	0	0%	0	0%
Reconnections total	8	13%	5	13%
TOTAL	62	100%	39	100%

Outreach and BBS teams across Ealing succeeded in reconnecting or booking into accommodation 47 people, 35% of the 133 people contacted during the quarter.

This is higher than previous quarters: Jan-Mar, 30%; Apr-Jun, 25%; Jul-Sept, 21%.

41 people had a total of 54 booking in events. This indicates that individuals can be booked into accommodation (the same type or different) more than once in the quarter.

No one was booked into long-term accommodation. This is notably lower than last quarter, when there were 11, but consistent with the other quarters in the year.

11 people were booked into hostel accommodation. This has fluctuated over the year: Jan-Mar, 11; Apr-Jun, 18; Jul-Sept, 5.

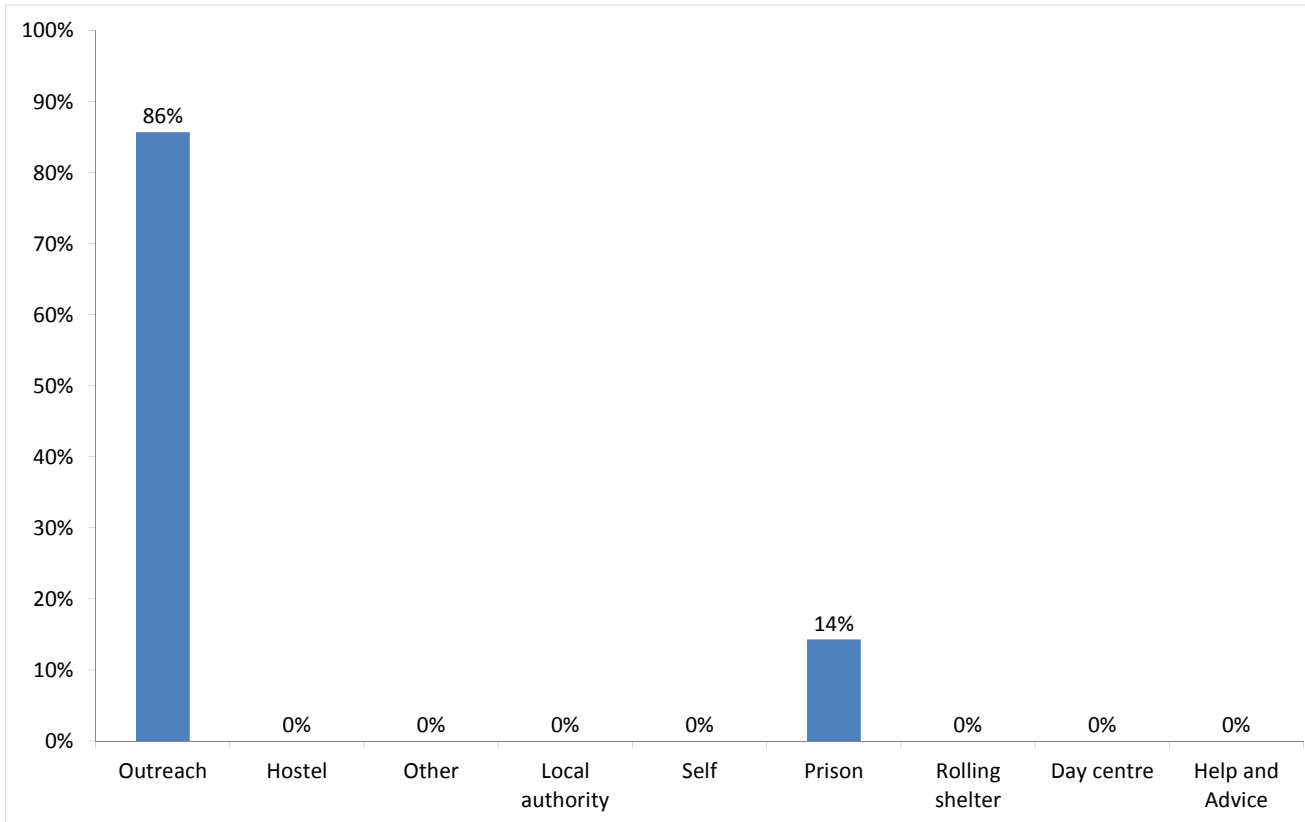
Outreach and BBS teams across Ealing achieved a confirmed reconnection with 8 people they contacted this quarter. This is 6% of the people contacted by outreach or BBS teams this quarter.

8 confirmed reconnection events were recorded by outreach and BBS teams for verified rough sleepers this quarter. There were no such actions for the wider street population (people not seen sleeping rough).

Temporary Accommodation: hostels, assessment centres, rolling shelters and second stage

6) Arrivals

Temporary accommodation arrivals by accommodation project and source of referral.



Base: 7

7 people arrived at accommodation in Ealing this quarter. These 7 people had 7 arrival actions.

This is higher than last quarter, but consistent with previous periods: Jan-Mar, 8; Apr-Jun, 10; Jul-Sept, 2.

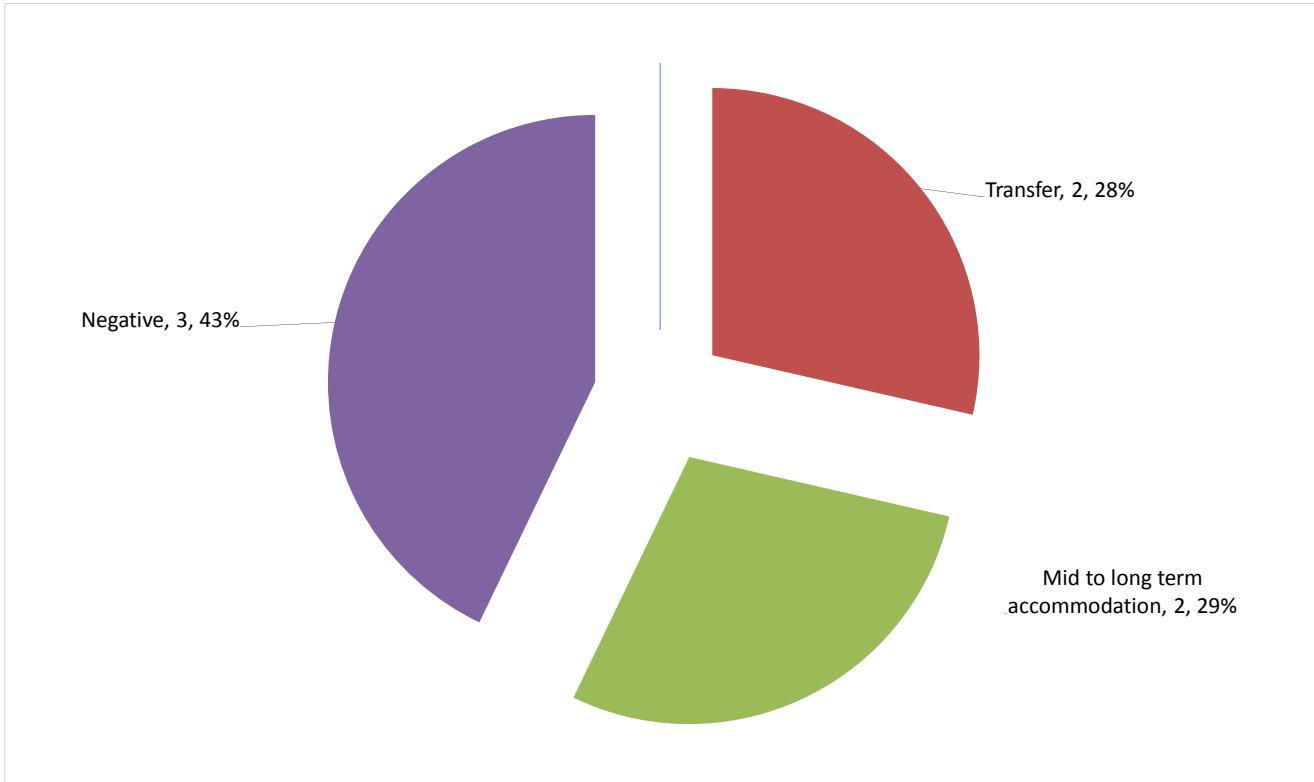
The proportion of arrivals to accommodation in Ealing that were referred by outreach or BBS teams and other accommodation projects is consistent with previous periods.

Breakdown by accommodation:

Source of referral	Accommodation		Total
	Ealing SPOT	Prison	
Broadway - Sixty-Five	3	1	4
YMCA - Ealing	3		3
Total	6	1	7

7) Departures - destination on departure

Departure actions by destination on departure



Base: 7

Destination categories on CHAIN	Chart category	Colour
Care home, Clearing House/RSI, Home area, Hospital - long term, LA tenancy (general needs), Long-term accommodation, Previous home, Private rented sector - independent, Private rented sector - supported, RSL tenancy (general needs), Sheltered Housing, Supported Housing	Mid to long term accommodation	Green
Bed & Breakfast, Detox clinic, Hostel, Hostel - another organisation, Hostel - within the organisation, Rehab clinic, Temporary accommodation, Psychiatric hospital, Hospital - NOT long term/acute care	Transfer	Red
Not known, Sleeping rough/returned to streets, Taken into custody	Negative	Purple
Died, Outside London, Staying with family, Staying with friends	Other	Blue

Destination on departure from temporary accommodation	Number	%
Not known	3	43%
Private rented sector - with some floating support/support	1	14%
Rehab clinic	2	29%
Sheltered Housing	1	14%
Total	7	100%

7 people departed from accommodation in Ealing this quarter. These 7 people had 7 departure actions.

No one left accommodation to move to another hostel. This is consistent with the previous two quarters.

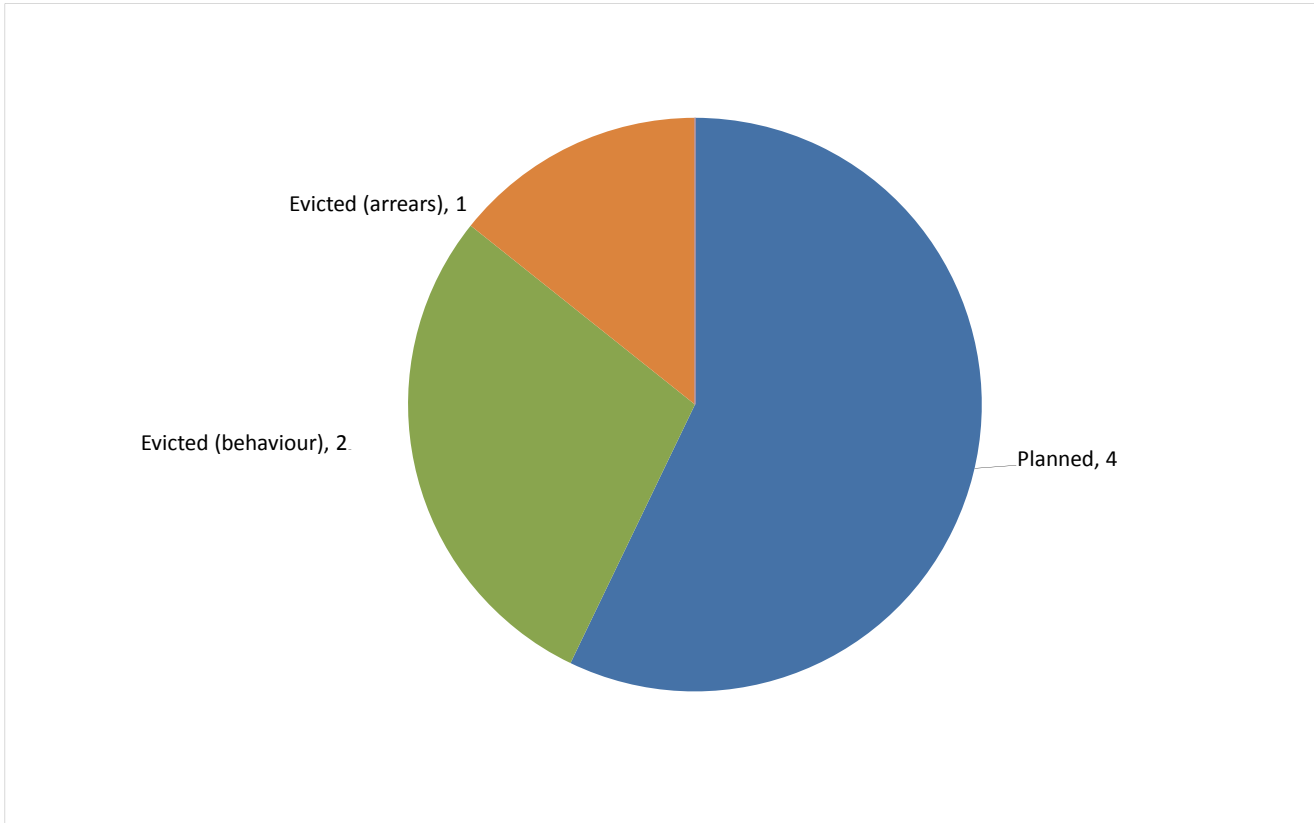
29% of people left accommodation to move to mid to long-term accommodation. This has fluctuated over the year: Jan-Mar, 29%; Apr-Jun, 75%; Jul-Sept, 67%.

Breakdown by accommodation

Destination Accommodation	Not known	Private rented sector - with	Rehab clinic	Sheltered Housing	Total
Broadway - Sixty-Five			2	1	3
YMCA - Ealing	3	1			4
Total	3	1	2	1	7

8) Departures - reason for leaving

Departures by whether or not the departure was planned or unplanned



Base: 7

7 people departed from accommodation in Ealing this year. These 7 people had 7 departure actions.

This has also fluctuated over the year: Jan-Mar, 7, Apr-Jun, 8; Jul-Sept, 3.

57% of departures were due to a planned move. This is a decrease from the previous three quarters: Jan-Mar, 71%; Apr-Jun, 75%; Jul-Sept, 67%. It is also lower than the proportion across all boroughs this quarter, 70%.

There were no abandonments. This is consistent with the previous three quarters.

43% of departures were due to evictions. This has been rising over the year: Jan-Mar, 14%; Apr-Jun, 25%; Jul-Sept, 33%. It is also higher than the proportion across all boroughs this quarter, 9%.

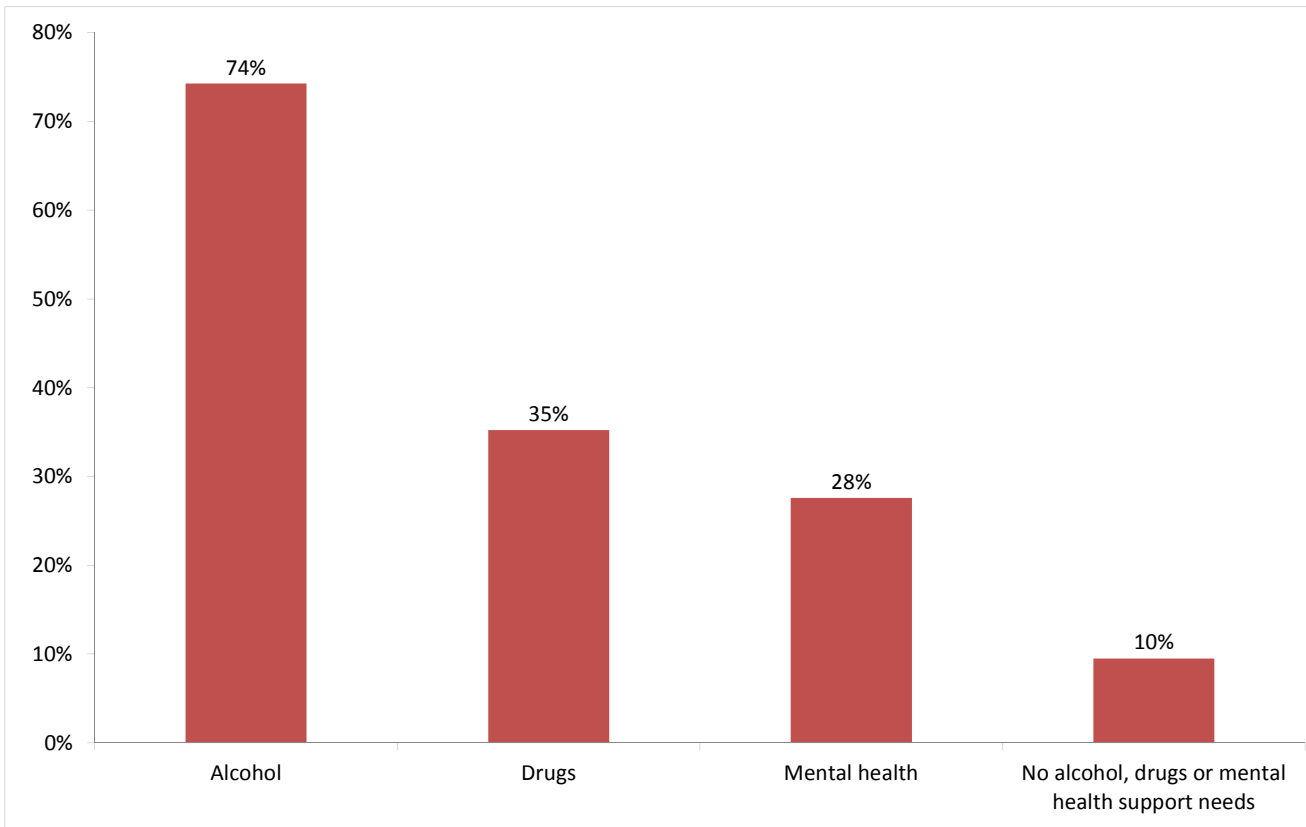
Breakdown by accommodation

Planned/Unplanned → Accommodation ↓	Planned	Evicted (behaviour)	Evicted (arrears)	Total
	Broadway - Sixty-Five	3		
YMCA - Ealing	1	2	1	4
Total	4	2	1	7

Client Support Needs/Institutional History

9) Support needs

People contacted by outreach or BBS teams and/or arriving in accommodation in the quarter by support needs



Base: 105 Note that the base figure for this graph excludes clients where all 3 support needs are not known or not recorded (28).

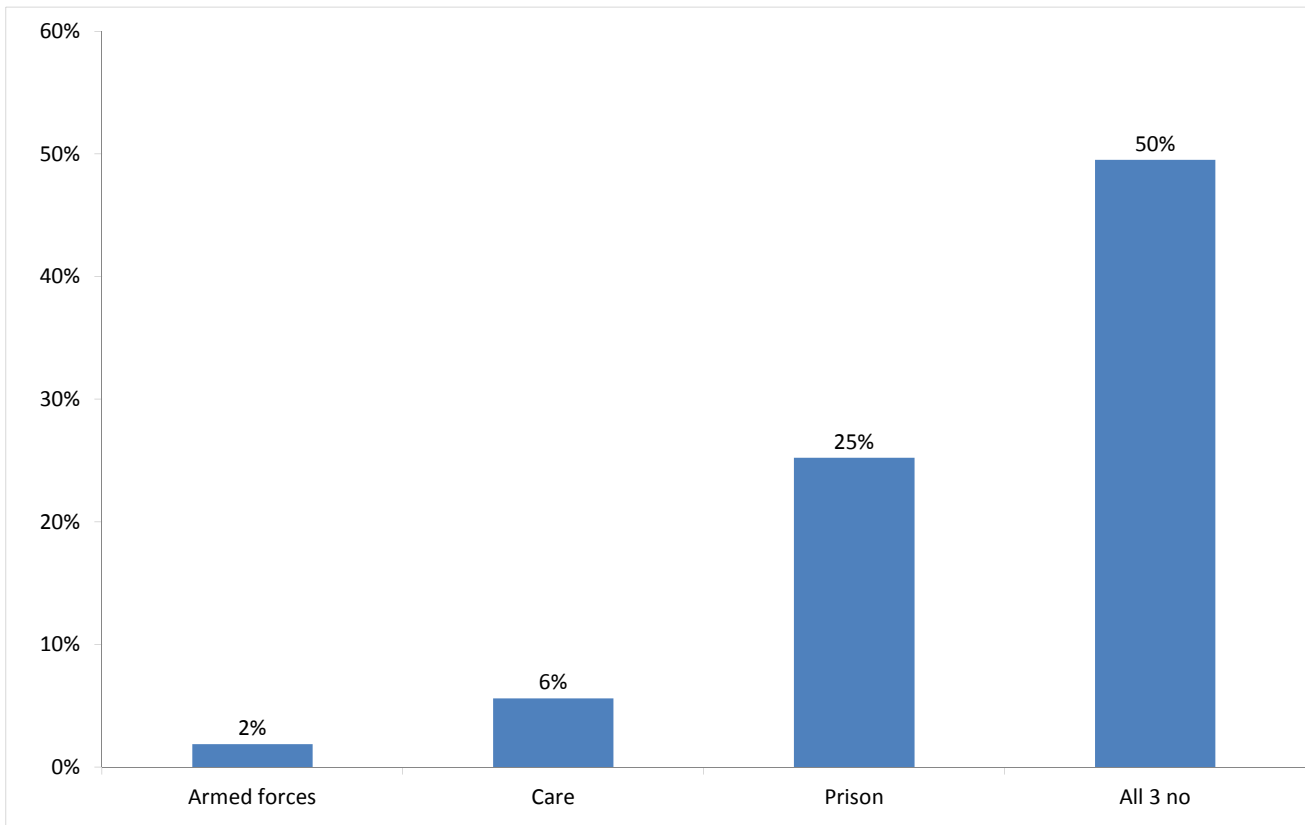
Support Needs	No. of people	%
Alcohol only	40	30%
Drugs only	8	6%
Mental health only	6	5%
Alcohol and drugs	17	13%
Alcohol and mental health	11	8%
Drugs and mental health	2	2%
Alcohol, drugs and mental health	10	8%
All 3 no	10	8%
All 3 not known or not assessed	28	21%
All 3 no, not known or not assessed	1	1%
Total	133	100%

The proportion of people contacted in Ealing with a drugs support need is lower than last quarter, when it was 48%. It is the same as the proportion across all boroughs this quarter.

The proportion of people contacted in Ealing with an alcohol support need (74%) is notably higher than the proportion across all boroughs this quarter, 52%.

10) Experience of armed forces, care and prison

People contacted by outreach or BBS teams and/or arriving in accommodation in the quarter by experience of the armed forces, care or prison



Base: 107 Note that the base figure for this graph excludes clients where all 3 institutional histories are not known.

2 people contacted in Ealing this quarter have previously been in the armed forces (1 last quarter).

Nationality	Number of people seen rough sleeping	% of people seen rough sleeping*
UK	0	0%
Non-UK	0	0%
Total	0	0%

6 people contacted in Ealing this quarter have previously been in care (5 last quarter).

27 people contacted in Ealing this quarter have previously been in prison (20 last quarter).

It is possible for someone contacted to have previous experience of more than one institution and so be included in more than one of the above figures. 3 people contacted in the year have been in care and prison.

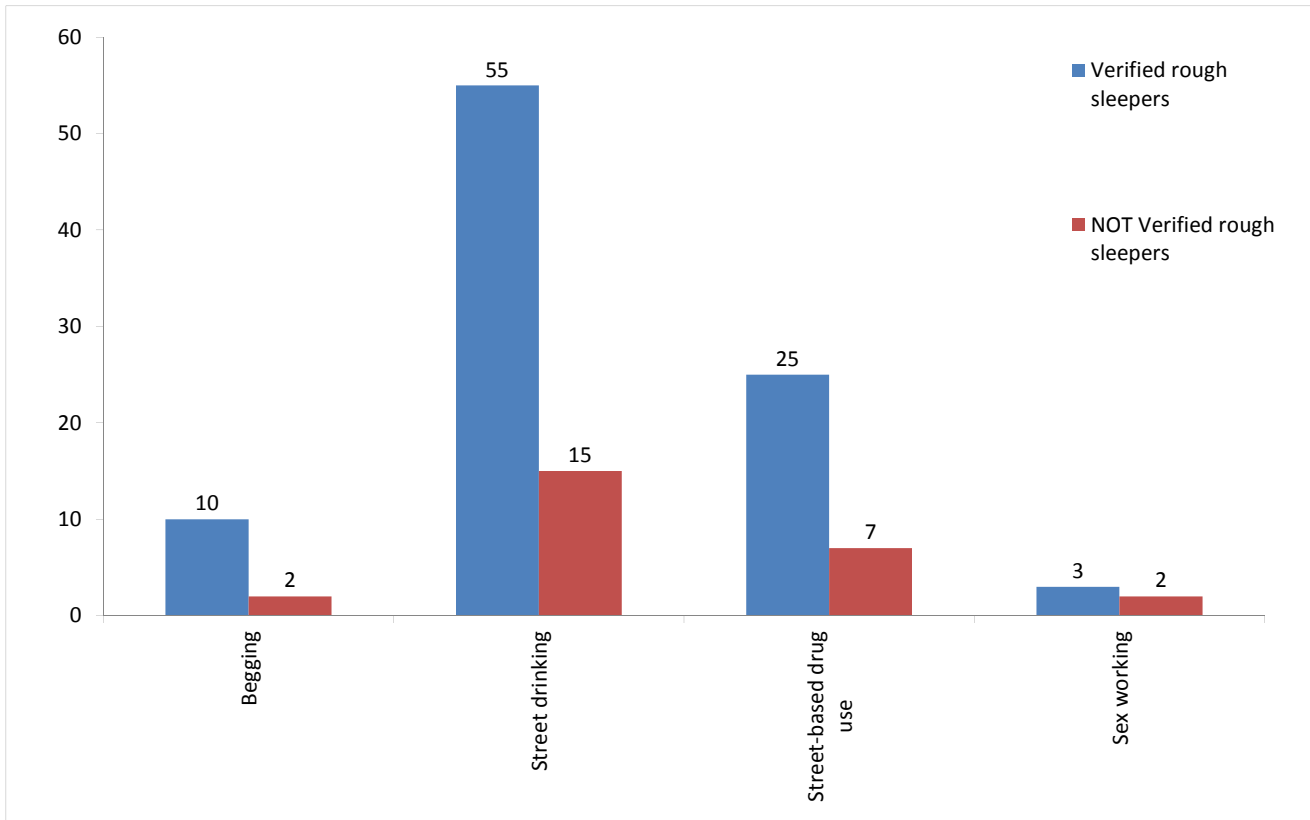
The proportion of people contacted in Ealing with previous experience of the armed forces, care or prison is consistent with previous periods.

The proportion of people with experience of prison is lower than that across all boroughs this quarter, 40%.

*Base for people seen rough sleeping who have been assessed for institutional history: 38

11) Street activity

Street population (people who rough sleep and/or engage in a street lifestyle) contacted by outreach who fall into one or more of the street activity categories on CHAIN



Base for verified rough sleepers: 71

Base for people not verified as rough sleepers: 48

Of the 133 verified rough sleepers contacted this quarter, 71 (53%) have been assessed as engaging in one or more street activities.

Some of these people contacted this quarter have been seen engaging in more than one type of street activity at some point.

In addition to the 133 verified rough sleepers contacted in the quarter by outreach or BBS teams, 48 people who are considered vulnerable but have not been seen rough sleeping were also contacted. Of these:

None had a confirmed reconnection;

6 were booked into accommodation across all boroughs;

2 were recorded as having arrived at accommodation reporting to CHAIN.