



CHAIN

Quarterly Report for Hammersmith & Fulham October - December 2010



CHAIN Quarterly report for Hammersmith and Fulham 1st October to 31st December 2010

Contents

Outreach Work

1) Rough sleeping

People seen by outreach or building based (BBS) teams in the quarter - rough sleeping or contacted either on the streets or in services

2) Rough sleeping volume

People seen rough sleeping by number of bedded down contacts during the quarter

3) Nationality of rough sleepers

People seen rough sleeping by outreach or BBS teams during the quarter

4) People contacted by month

People seen rough sleeping by outreach or building based (BBS) teams by month

5) No booking into accommodation events

People contacted in the quarter with no accommodation events (booking or referrals) by any outreach or BBS team, by total number of street contacts recorded on CHAIN

6) Accommodation and reconnection events (Outreach)

Outreach accommodation (bookings and referrals) and reconnection events achieved in the quarter by type of accommodation

Wider street population

7) Street activity

Street population (people who rough sleep and/or engage in a street lifestyle) contacted by outreach who fall into one or more of the street activity categories on CHAIN

Hostels, assessment centres, rolling shelters and second stage accommodation

8) Arrivals

Temporary accommodation arrivals by accommodation project and source of referral.

9) Departures - destination on departure

Departure actions by destination on departure

Support needs, experience of armed forces, care and prison, and wider street population

10) Support needs

People contacted by outreach or BBS teams and/or arriving in accommodation in the quarter by support needs

11) Experience of armed forces, care or prison

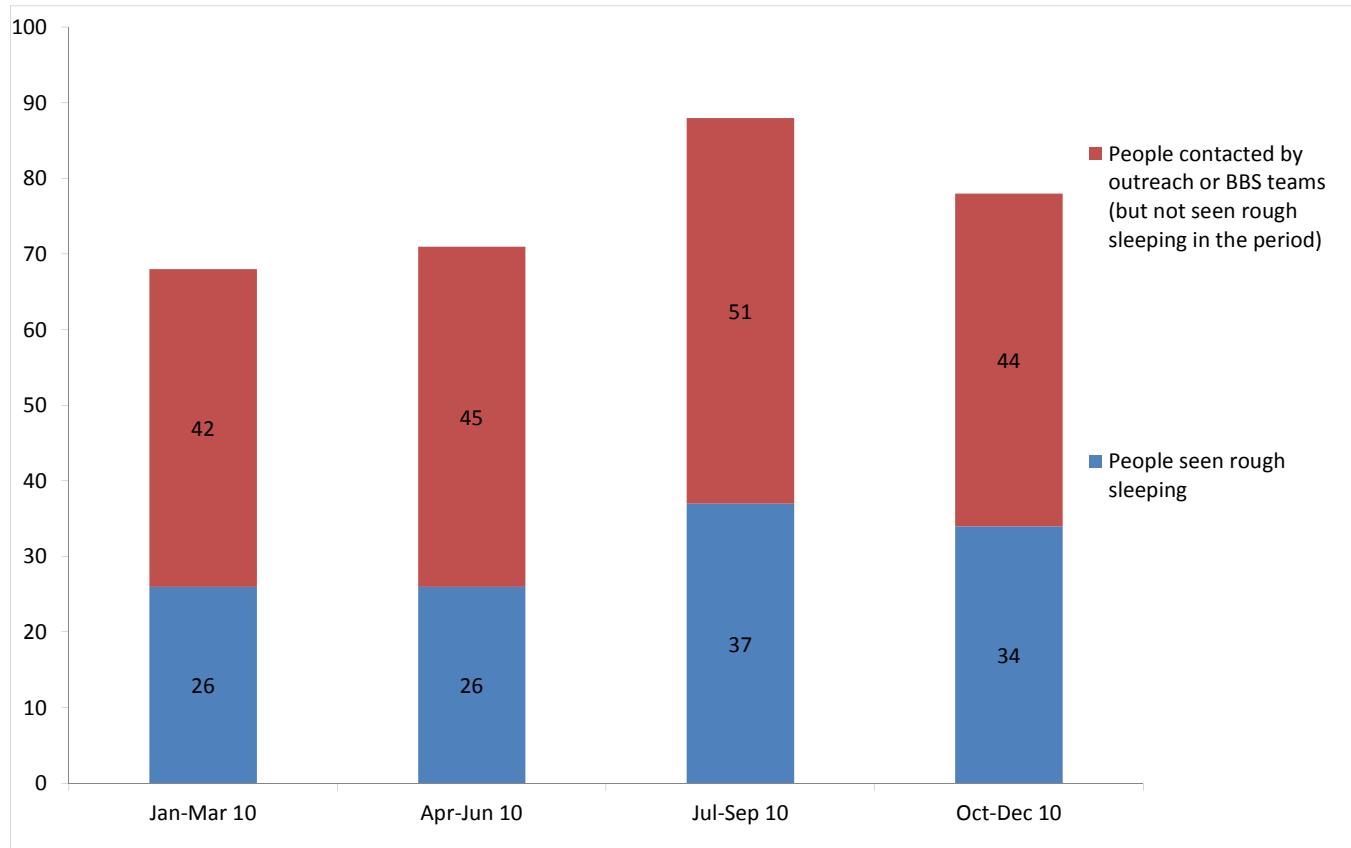
People contacted by outreach or BBS teams and/or arriving in accommodation in the quarter by experience of the armed forces, care or prison

CHAIN Quarterly report for Hammersmith & Fulham

Outreach Work

1) Rough sleeping

People seen by outreach or building based (BBS) teams in the quarter - rough sleeping or contacted either on the streets or in services



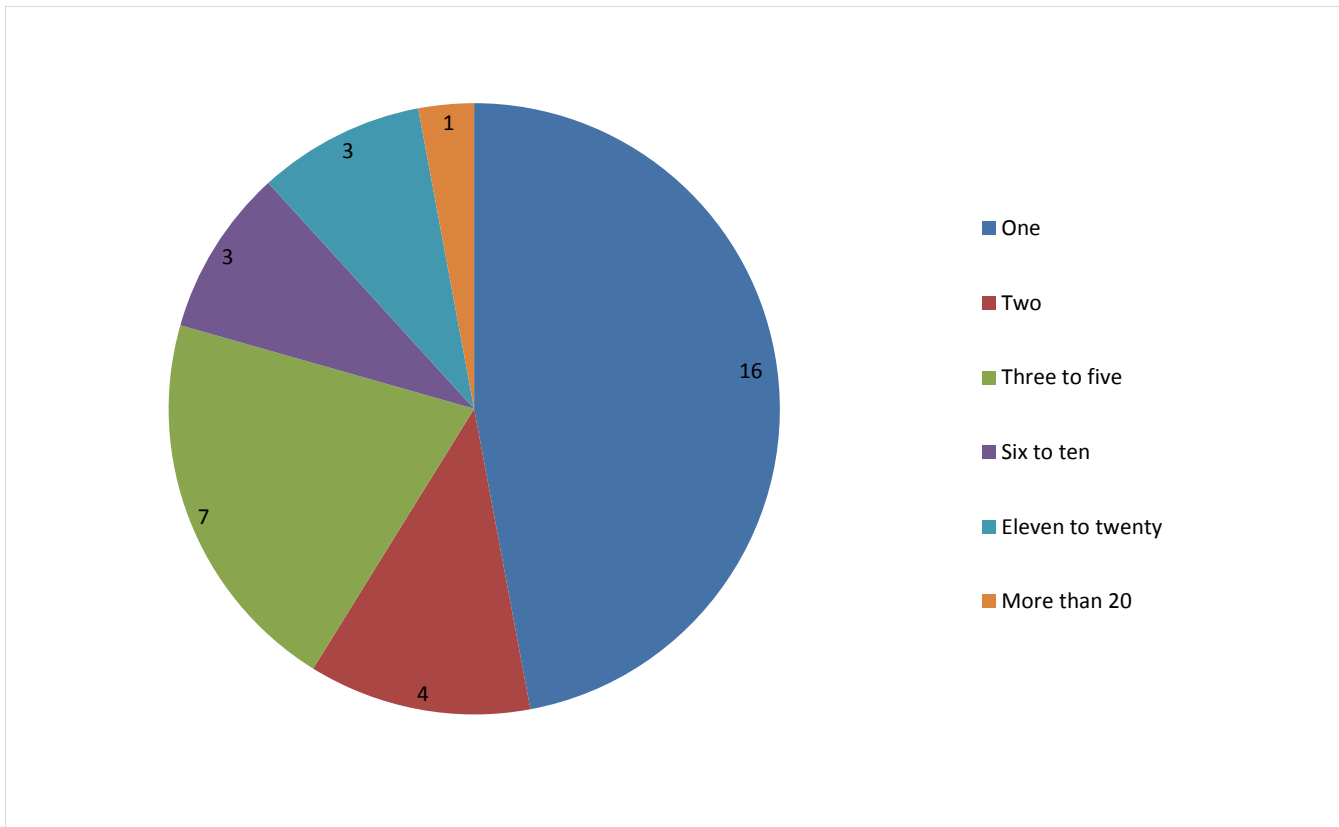
Jan-Mar 10 base: 68
Apr-Jun 10 base: 71
Jul-Sep 10 base: 88
Oct-Dec 10 base: 78

78 verified rough sleepers were contacted by services in Hammersmith & Fulham during the quarter. This is a decrease from 88 last quarter and compares to 84 in the same quarter last year.

Of these 78, 34 had a bedded down street contact in the quarter and so were known to have slept rough in Hammersmith & Fulham during the quarter. The number sleeping rough this quarter has decreased by 8%.

2) Rough sleeping volume

People seen rough sleeping by number of bedded down contacts during the quarter



Of the 34 people seen rough sleeping this quarter, 16 only had a single bedded down street contact.

Of the 34 people seen bedded down, 9 were from CEE countries and seen only once during the period.

NB CEE nationals often cannot be offered the same service as other people due to benefit restrictions.

3) Nationality of rough sleepers

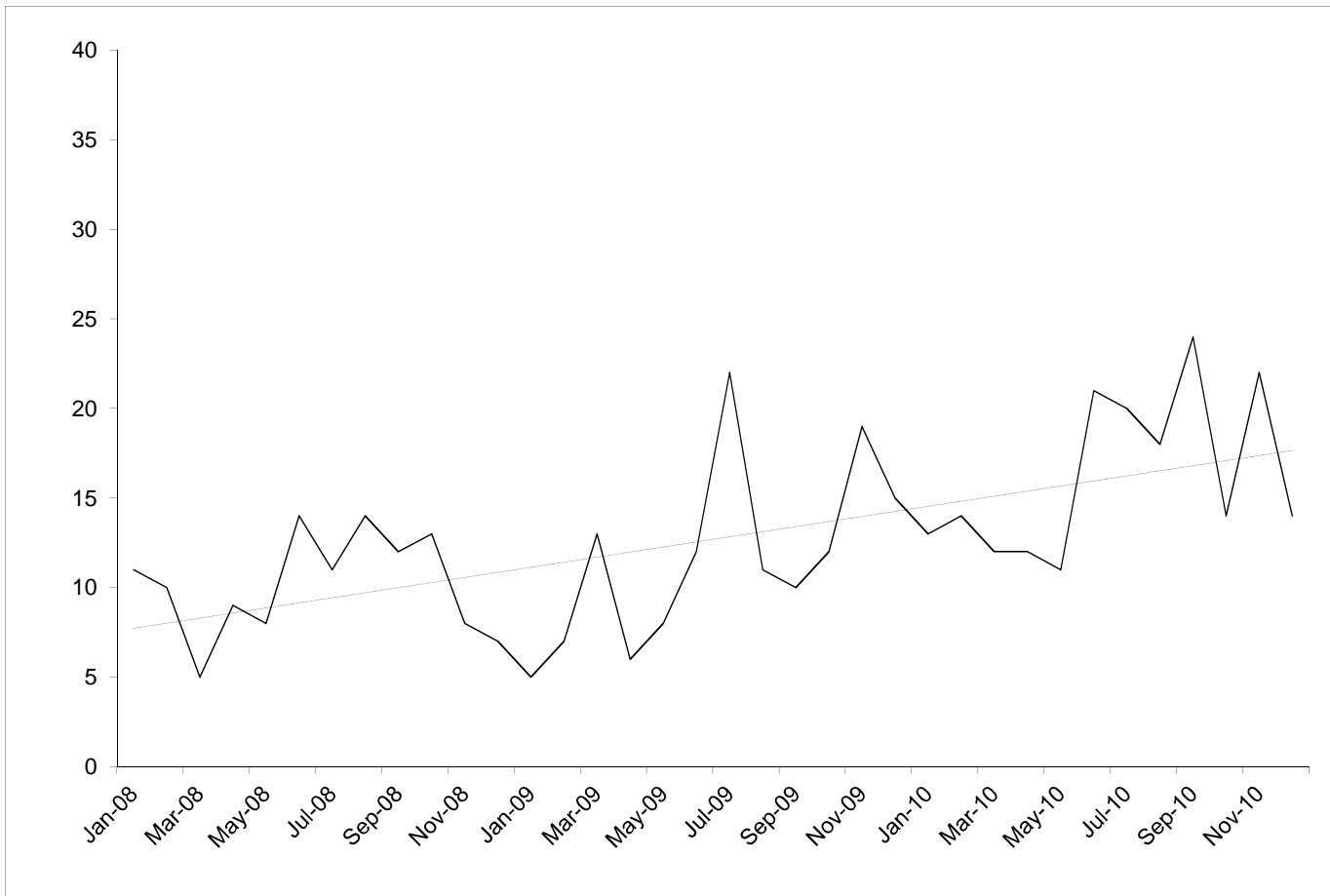
People seen rough sleeping by outreach or BBS teams during the quarter

Nationality	Apr-Jun	%	Jul-Sept	%	Oct-Dec	%
UK	6	24%	8	22%	8	24%
Bulgaria						
Czech Republic			1	3%		
Estonia						
Hungary						
Latvia						
Lithuania	3	12%	2	6%	1	3%
Poland	14	56%	22	61%		
Romania					21	64%
Slovenia						
Slovakia						
Central and East European (CEE) sub-total	17	68%	25	69%	22	67%
other Europe	1	4%	1	3%	1	3%
Africa	1	4%	2	6%	2	6%
America		0%				
Asia		0%				
Australasia		0%				
Missing	1		1		1	
Not known						
Total	26		37		34	
Total**	25		36		33	

**This total excludes those people seen rough sleeping where their nationality is not known

4) People contacted by month

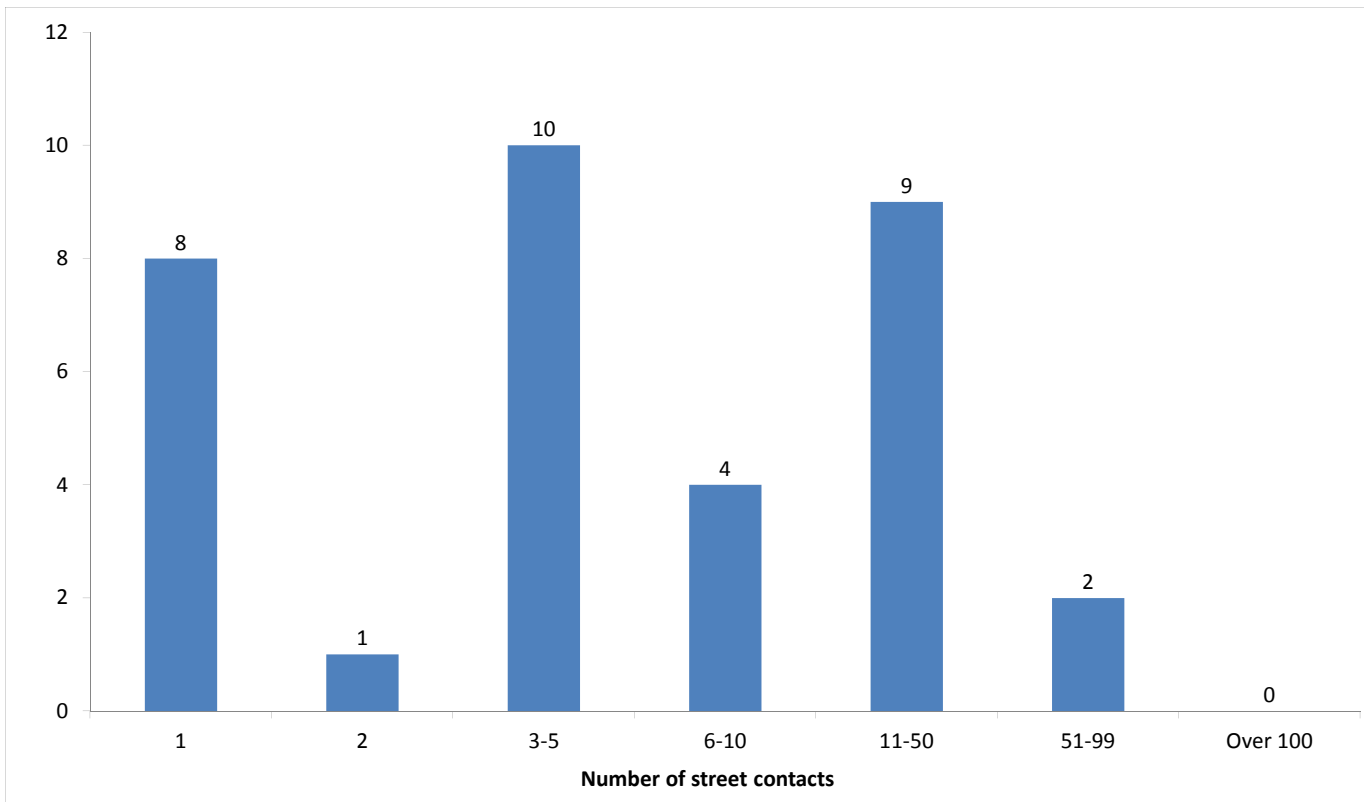
People seen rough sleeping by outreach or building based (BBS) teams by month



The black line shows the total number of people seen rough sleeping.

5) No booking into accommodation events

People contacted in the quarter with no accommodation events (booking or referrals) by any outreach or BBS team, by total number of street contacts recorded on CHAIN



Base: 34

34 (44%) verified rough sleepers contacted across Hammersmith & Fulham this quarter have never had a booking in action recorded on CHAIN.

This is higher than the last two quarters, but consistent with the same quarter last year: Oct-Dec 09, 44%; Jan-Mar, 29%; Apr-Jun, 35%; Jul-Sept, 26%

21 of these people have slept rough in the quarter, which is 62% of all people sleeping rough this quarter.

8 (24%) of the people who have never had a booking in action recorded on CHAIN have only ever had one street contact recorded.

No one in Hammersmith & Fulham has never had a booking in action despite having over a hundred street contacts. This is consistent with previous periods.

6) Accommodation and reconnection events (Outreach)

Outreach accommodation (bookings and referrals) and reconnection events achieved in the quarter by type of accommodation

Accommodation type	No. of events	%
Assessment centre	0	0%
Bed & breakfast	0	0%
Clinic/Detox/Rehab	1	13%
Night Centre	0	0%
Rolling shelter	0	0%
<i>Referrals only (no booking in)</i>	<i>1</i>	
Hostel	6	75%
<i>Referral rejected (no booking in)</i>	<i>0</i>	
Other temporary	0	0%
Second-stage accommodation	0	0%
St Mungo's complex needs	0	0%
St Mungo's semi-independent	0	0%
Clearing House/RSI	0	0%
LA tenancy (general needs)	0	0%
Private rented sector	0	0%
Private rented sector - independent	0	0%
Private rented sector - with some floating support/support	0	0%
RSL tenancy (general needs)	0	0%
Sheltered housing	0	0%
Supported housing	0	0%
Other long-term accommodation	0	0%
Bookings into accommodation total	7	88%
Return to home area	1	13%
Seeking work	0	0%
Move to area for friends/family	0	0%
Move to area with appropriate services	0	0%
Other	0	0%
Reconnections total	1	13%
TOTAL	8	100%

Outreach and BBS teams across Hammersmith & Fulham succeeded in reconnecting or booking into accommodation 7 people, 9% of the 78 people contacted during the quarter.

This is consistent with the last two quarters, but lower than previously: Oct-Dec 09, 25%; Jan-Mar, 35%; Apr-Jun, 7%; Jul-Sept, 14%.

6 people had a total of 7 booking in events. This indicates that individuals can be booked into accommodation (the same type or different) more than once in the quarter.

No one was booked into long-term accommodation. This is consistent with previous quarters.

6 people were booked into hostel accommodation. This is consistent with the last two quarters, but lower than previously: Oct-Dec 09, 16; Jan-Mar, 12; Apr-Jun, 4; Jul-Sept, 9.

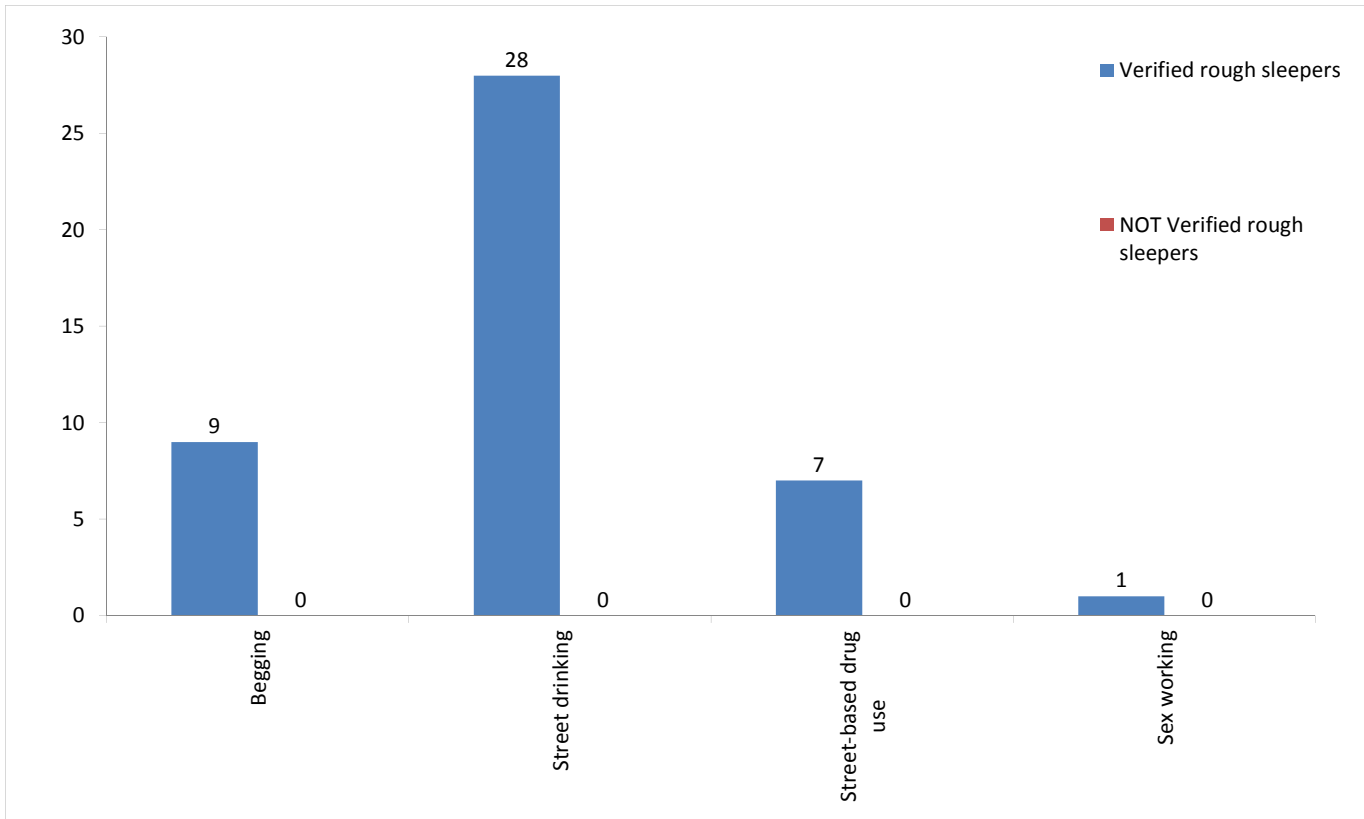
Outreach and BBS teams across Hammersmith & Fulham achieved a confirmed reconnection with 1 person they contacted this quarter. This is 1% of the people contacted by outreach or BBS teams this quarter.

1 confirmed reconnection event was recorded by outreach and BBS teams for verified rough sleepers this quarter. There were no such actions for the wider street population (people not seen sleeping rough).

* These events are excluded from the total. Referral to hostel is a speculative referral to a hostel, confirmation of which leads to a booking in action being recorded.

7) Street activity

Street population (people who rough sleep and/or engage in a street lifestyle) contacted by outreach who fall into one or more of the street activity categories on CHAIN



Base for verified rough sleepers: 29

Base for people not verified as rough sleepers: 1

Of the 78 verified rough sleepers contacted this quarter, 29 (37%) have been assessed as engaging in one or more street activities.

Some of these people contacted this quarter have been seen engaging in more than one type of street activity at some point.

In addition to the 78 verified rough sleepers contacted in the quarter by outreach or BBS teams, 1 person who is considered vulnerable but has not been seen rough sleeping was also contacted.

Temporary Accommodation: hostels, assessment centres, rolling shelters and second stage

8) Arrivals

Temporary accommodation arrivals by accommodation project and source of referral.

4 people arrived at accommodation in Hammersmith & Fulham this year. These 4 people had 4 arrival actions.

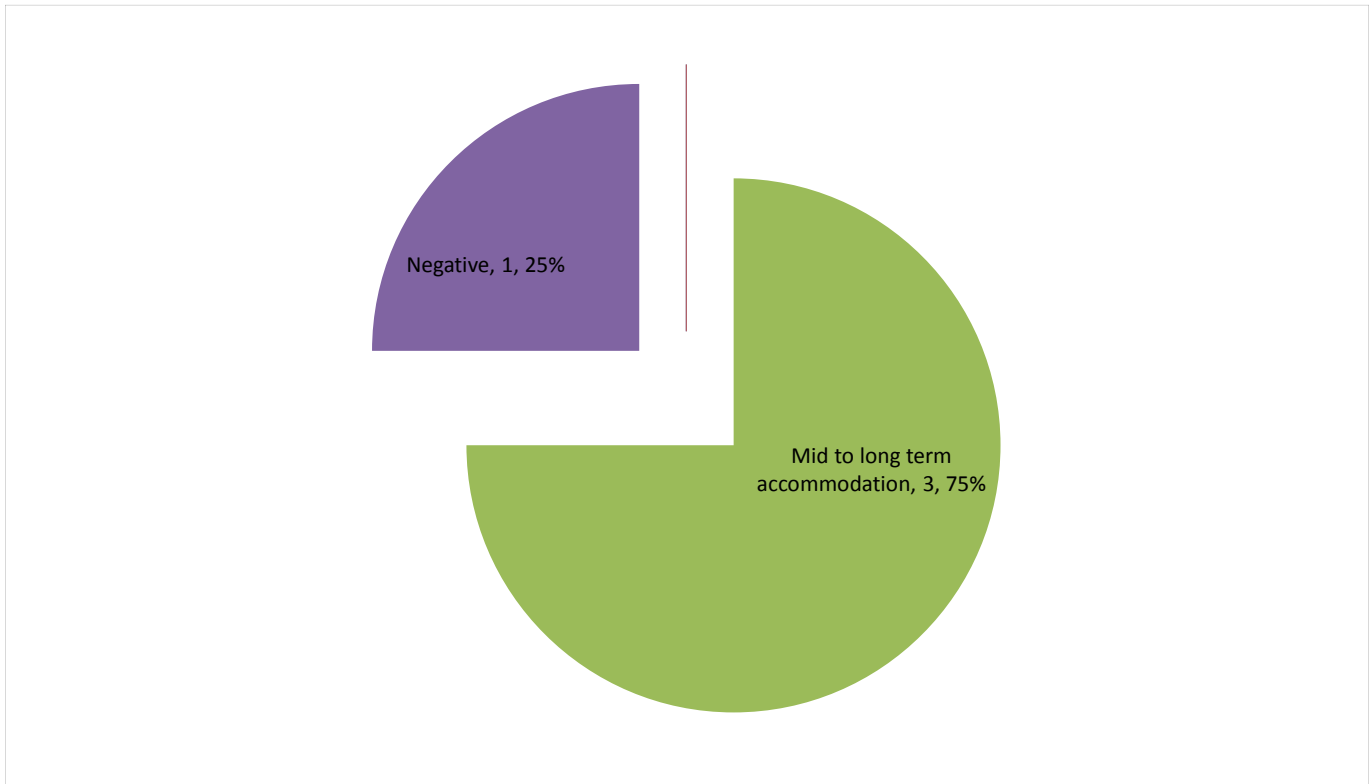
The numbers of people arriving and arrivals is consistent with the previous two quarters.

Breakdown by accommodation:

Source of referral →			
Accommodation ↓	H&F SORT	Hostel	Total
Goldhawk Road/Market Lane	1	2	3
London Cyrenians - Shepherds House	1		1
Total	2	2	4

9) Departures - destination on departure

Departure actions by destination on departure



Base: 4

Destination categories on CHAIN	Chart category	Colour
Care home, Clearing House/RSI, Home area, Hospital - long term, LA tenancy (general needs), Long-term accommodation, Previous home, Private rented sector - independent, Private rented sector - supported, RSL tenancy (general needs), Sheltered Housing, Supported Housing	Mid to long term accommodation	Yellow
Bed & Breakfast, Detox clinic, Hostel, Hostel - another organisation, Hostel - within the organisation, Rehab clinic, Temporary accommodation, Psychiatric hospital, Hospital - NOT long term/acute care	Transfer	Maroon
Not known, Sleeping rough/returned to streets, Taken into custody	Negative	Cyan
Died, Outside London, Staying with family, Staying with friends	Other	Green

Destination on departure from temporary accommodation	Number	%
Committed suicide	1	25%
Supported Housing	2	50%
Taken into custody	1	25%
Total	4	100%

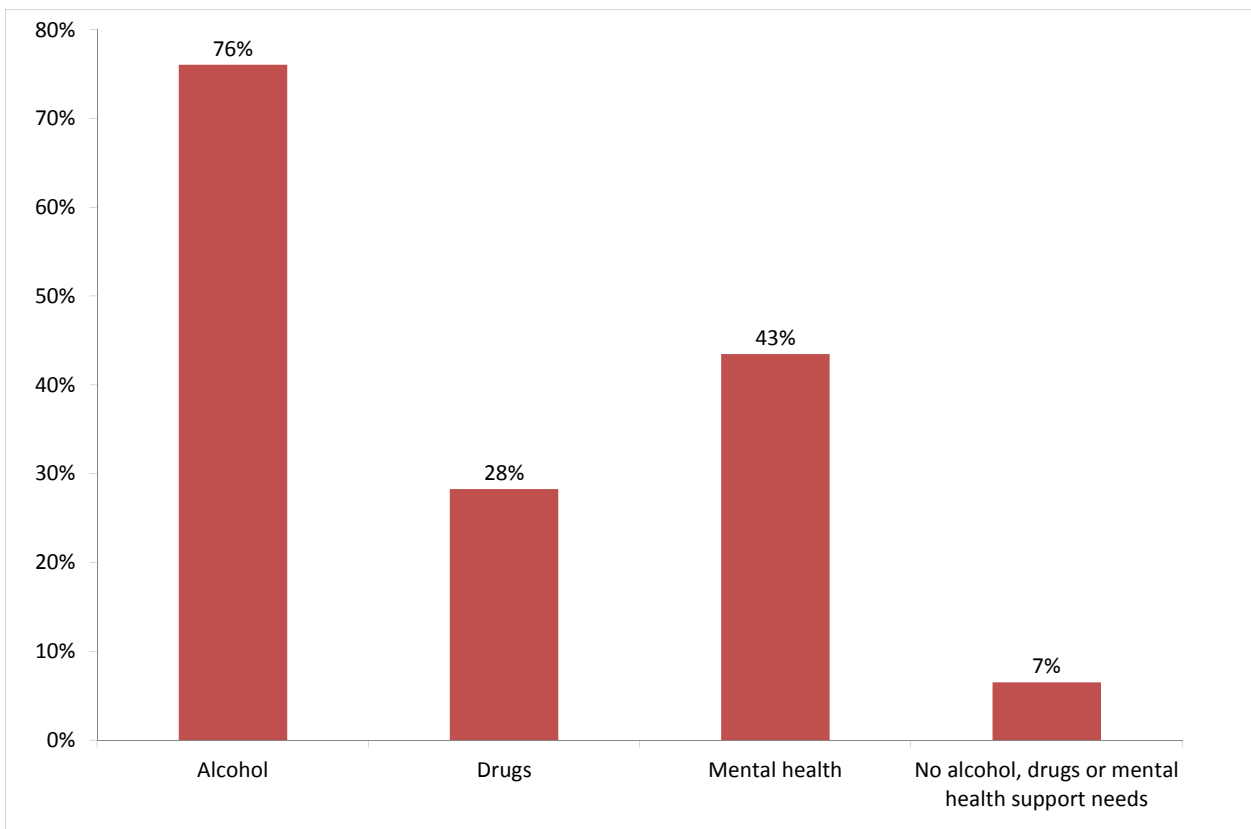
Breakdown by accommodation

Destination Accommodation	Committed suicide	Supported Housing	Taken into custody	Total
Goldhawk Road/Market Lane		2	1	3
London Cyrenians - Shepherds House	1			1
Total	1	2	1	4

Client Support Needs/Institutional History

10) Support needs

People contacted by outreach or BBS teams and/or arriving in accommodation in the quarter by support needs



Base: 46 Note that the base figure for this graph excludes clients where all 3 support needs are not known or not recorded (36).

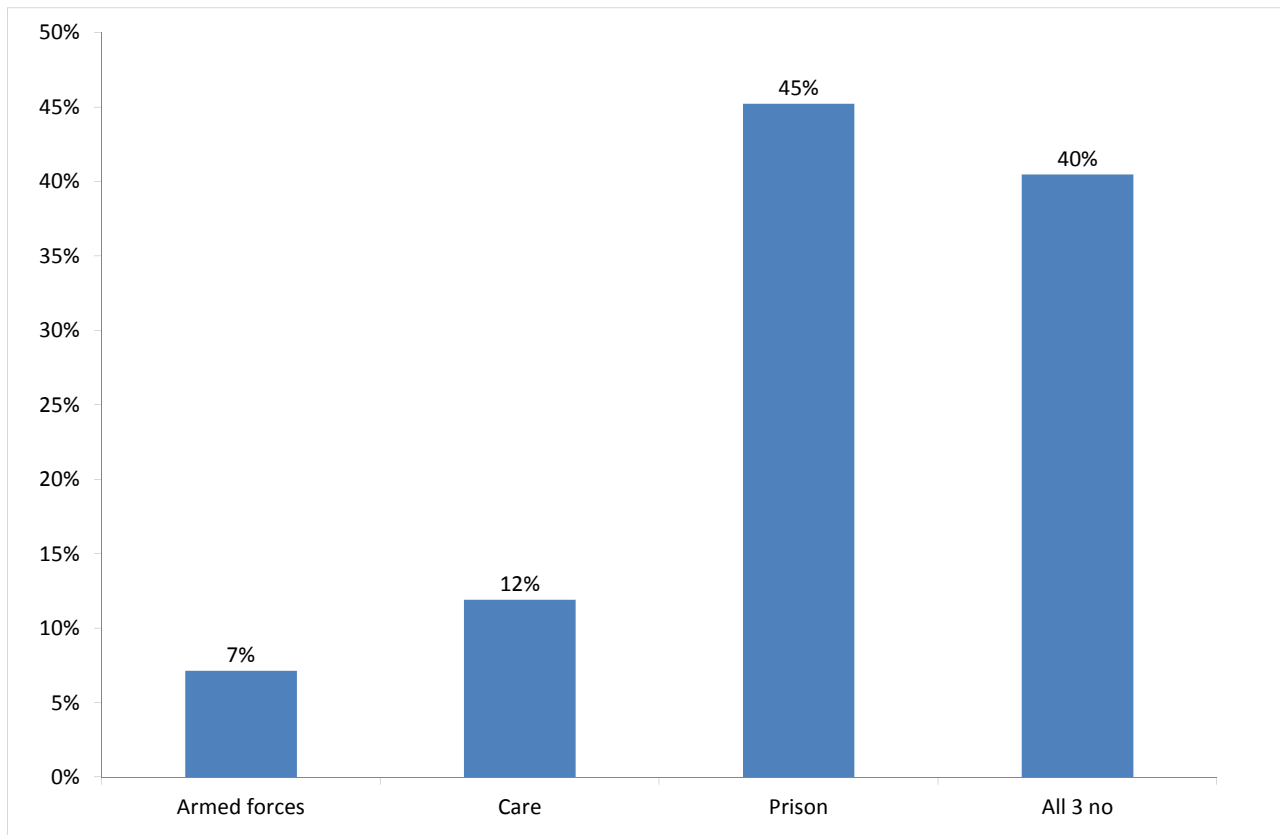
Support Needs	No. of people	%
Alcohol only	19	23%
Drugs only	2	2%
Mental health only	4	5%
Alcohol and drugs	2	2%
Alcohol and mental health	7	9%
Drugs and mental health	2	2%
Alcohol, drugs and mental health	7	9%
All 3 no	3	4%
All 3 not known or not assessed	36	44%
All 3 no, not known or not assessed	0	0%
Total	82	100%

The proportion of people contacted in Hammersmith & Fulham with drug support need is lower than the previous three periods: Jan-Mar, 39%; Apr-Jun, 39%; Jul-Sept, 41%.

The proportion of people contacted in Hammersmith & Fulham with an alcohol support need is higher than the proportion across all boroughs this quarter, 54%.

11) Experience of armed forces, care or prison

People contacted by outreach or BBS teams and/or arriving in accommodation in the quarter by experience of the armed forces, care or prison



Base: 42 Note that the base figure for this graph excludes clients where all 3 institutional histories are not known.

3 people contacted in Hammersmith & Fulham this quarter have previously been in the armed forces (4 last quarter). All three were from Poland.

5 people contacted in Hammersmith & Fulham this quarter have previously been in care (6 last quarter).

19 people contacted in Hammersmith & Fulham this quarter have previously been in prison (11 last quarter).

It is possible for someone contacted to have previous experience of more than one institution and so be included in more than one of the above figures. 4 people contacted in the year have been in care and prison.

The proportion of people contacted in Hammersmith & Fulham with previous experience of prison is higher than last quarter, but consistent with previous periods: Jan-Mar, 38%; Apr-Jun, 35%; Jul-Sept, 12%.