



CHAIN
Quarterly Report for
Islington
October - December 2010



CHAIN Quarterly report for Islington 1st October to 31st December 2010

Contents

Outreach Work

1) Rough sleeping

People seen by outreach or building based (BBS) teams in the quarter - rough sleeping or contacted either on the streets or in services

2) Rough sleeping volume

People seen rough sleeping by number of bedded down contacts during the quarter

3) Nationality of rough sleepers

People seen rough sleeping by outreach or BBS teams during the quarter by flow, stock and returner model.

4) No booking into accommodation events

People contacted in the quarter with no accommodation events (booking or referrals) by any outreach or BBS team, by total number of street contacts recorded on CHAIN

5) Accommodation and reconnection events (Outreach)

Outreach accommodation (bookings and referrals) and reconnection events achieved in the quarter by type of accommodation

Wider street population

6) Street activity

Street population (people who rough sleep and/or engage in a street lifestyle) contacted by outreach who fall into one or more of the street activity categories on CHAIN

Hostels, assessment centres, rolling shelters and second stage accommodation

7) Arrivals

Temporary accommodation arrivals by accommodation project and source of referral.

8) Departures - destination on departure

Departure actions by destination on departure

Support needs, armed forces, care and prison, and wider street population

9) Support needs

People contacted by outreach or BBS teams and/or arriving in accommodation in the quarter by support needs

10) Experience of armed forces, care or prison

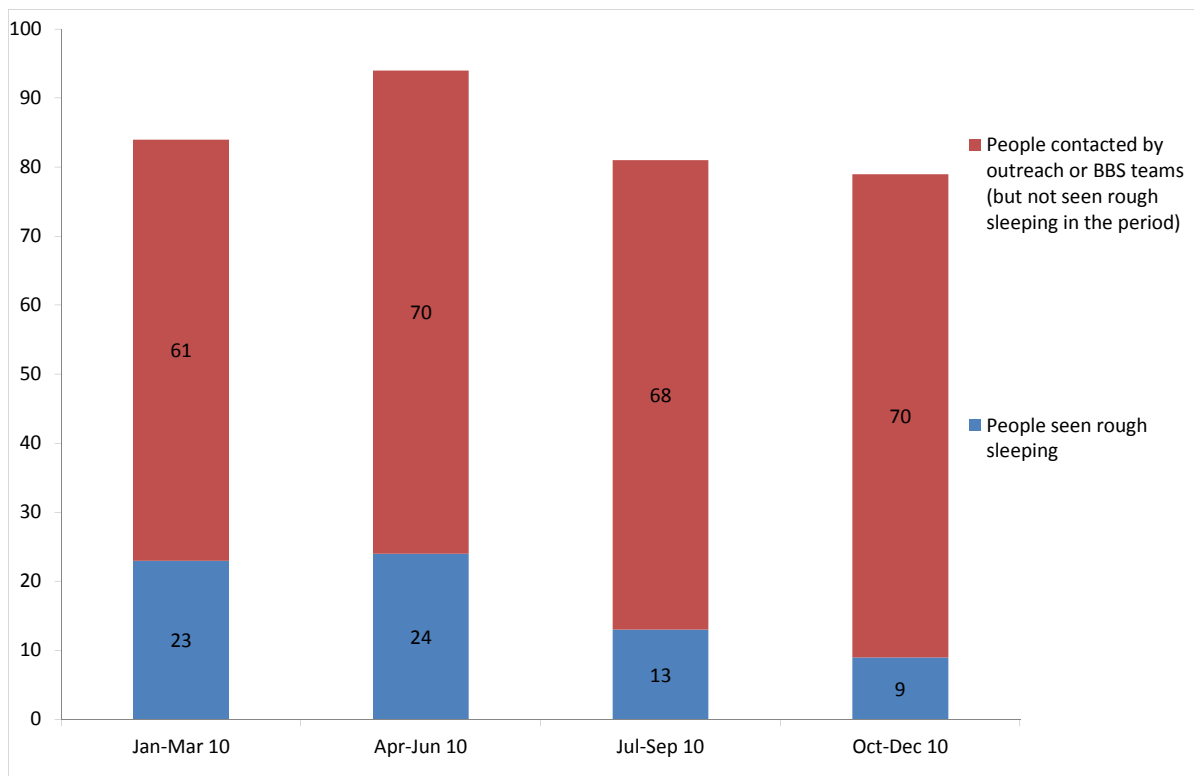
People contacted by outreach or BBS teams and/or arriving in accommodation in the quarter by experience of the armed forces, care or prison

CHAIN Quarterly report for Islington

Outreach Work

1) Rough sleeping

People seen by outreach or building based (BBS) teams in the quarter - rough sleeping or contacted either on the streets or in services



Jan-Mar 10 base: 84
Apr-Jun 10 base: 94
Jul-Sep 10 base: 81
Oct-Dec 10 base: 79

79 verified rough sleepers were contacted by services in Islington during the quarter. This is a slight decrease from 81 last quarter and compares to 87 in the same quarter last year.

Of these 79, 9 had a bedded down street contact in the quarter and so were known to have slept rough in Islington during the quarter. The number sleeping rough this quarter has decreased by 31%.

2) Rough sleeping volume

People seen rough sleeping by number of bedded down contacts during the quarter

Of the 9 people seen rough sleeping this quarter, 9 only had a single bedded down street contact.

Of the 9 people seen bedded down, 1 person was from a CEE country and seen only once during the period.

NB CEE nationals often cannot be offered the same service as other people due to benefit restrictions.

3) Nationality of rough sleepers

People seen rough sleeping by outreach or BBS teams during the quarter by flow, stock and returner model.

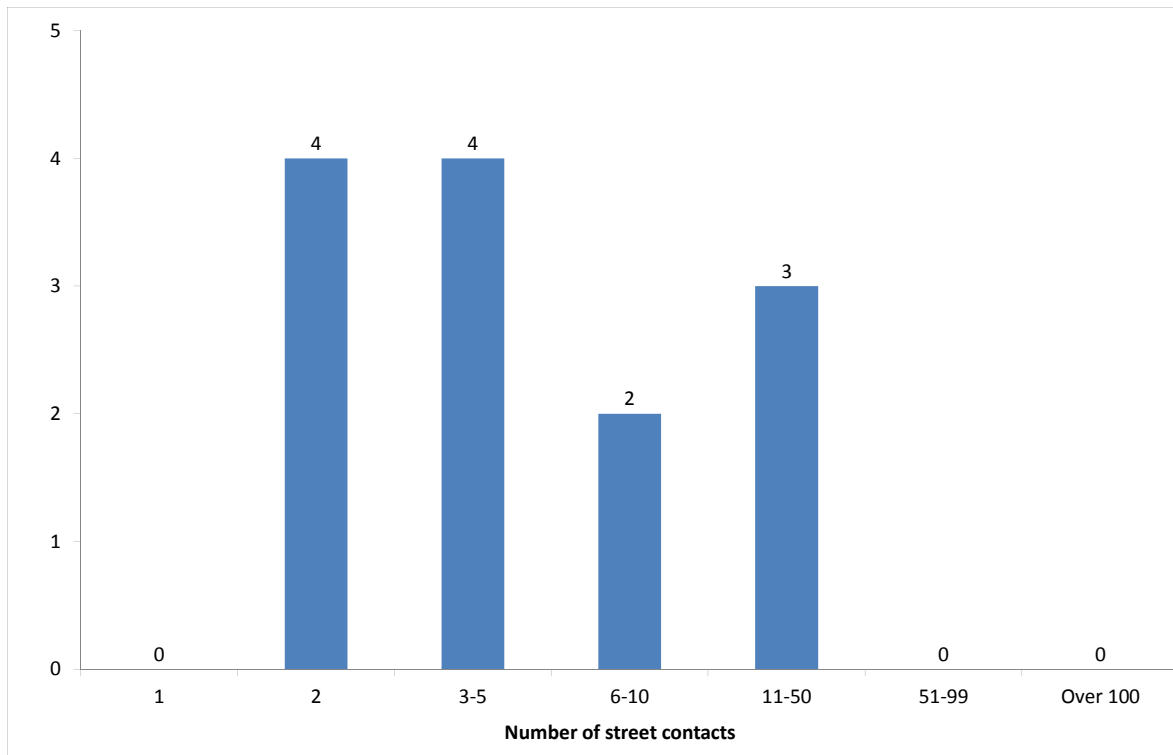
Nationality	Jan-Mar	%	Apr-Jun	%	Jul-Sep	%	Oct-Dec	%
UK	14	64%	18	82%	5	45%	6	67%
Ireland (Republic of)	1	5%						
Portugal	1	5%						
Bulgaria								
Czech Republic								
Estonia								
Hungary								
Latvia			1	5%				
Lithuania							1	11%
Poland			1	5%				
Romania								
Slovenia								
Slovakia								
Central and East European (CEE) sub-total	0	0%	2	9%	0	0%	1	11%
other Europe	3	14%	2	9%	1	9%		
Eritrea	1	5%			1	9%		
Africa							2	22%
America								
Asia	2	9%			4	36%		
Australasia								
<i>Missing</i>			<i>1</i>		<i>1</i>			
<i>Not known</i>	<i>1</i>		<i>1</i>		<i>1</i>			
Total	23		24		13		9	
Total**	22		22		11		9	

Base: 68 Note that the base figure for this graph excludes clients where the nationality is missing or not known (11).

**This total excludes those people seen rough sleeping where their nationality is not known

4) No booking into accommodation events

People contacted in the quarter with no accommodation events (booking or referrals) by any outreach or BBS team, by total number of street contacts recorded on CHAIN



Base: 13

13 (16%) verified rough sleepers contacted across Islington this quarter have never had a booking in action recorded on CHAIN. This has decreased slightly from 17 (21%) in the previous period.

2 of these people have slept rough in the quarter, which is 22% of all people sleeping rough this quarter.

5) Accommodation and reconnection events (Outreach)

Outreach accommodation (bookings and referrals) and reconnection events achieved in the quarter by type of accommodation

Accommodation type	No. of events	%
Assessment centre	2	2%
Bed & breakfast	0	0%
Clinic/Detox/Rehab	1	1%
Night Centre	79	87%
Rolling shelter	4	4%
<i>Referrals only (no booking in)</i>	3	
Hostel	1	1%
<i>Referral rejected (no booking in)</i>	0	
Other temporary	0	0%
Second-stage accommodation	3	3%
St Mungo's complex needs	0	0%
St Mungo's semi-independent	0	0%
Clearing House/RSI	0	0%
LA tenancy (general needs)	0	0%
Private rented sector	0	0%
Private rented sector - independent	0	0%
Private rented sector - with some floating support/support	0	0%
RSL tenancy (general needs)	0	0%
Sheltered housing	0	0%
Supported housing	1	1%
Other long-term accommodation	0	0%
Bookings into accommodation total	91	100%
Return to home area	0	0%
Seeking work	0	0%
Move to area for friends/family	0	0%
Move to area with appropriate services	0	0%
Other	0	0%
Reconnections total	0	0%
TOTAL	91	100%

Outreach and BBS teams across Islington succeeded in reconnecting or booking into accommodation 30 people, 38% of the 79 people contacted during the quarter.

This is a higher proportion than last quarter - 15 people (19%).

30 people had a total of 91 booking in events. This indicates that individuals can be booked into accommodation (the same type or different) more than once in the quarter.

1 person was booked into long-term accommodation. This is lower than previous quarters (Jan-Mar, 10; Apr-Jun, 6; Jul-Sep, 3).

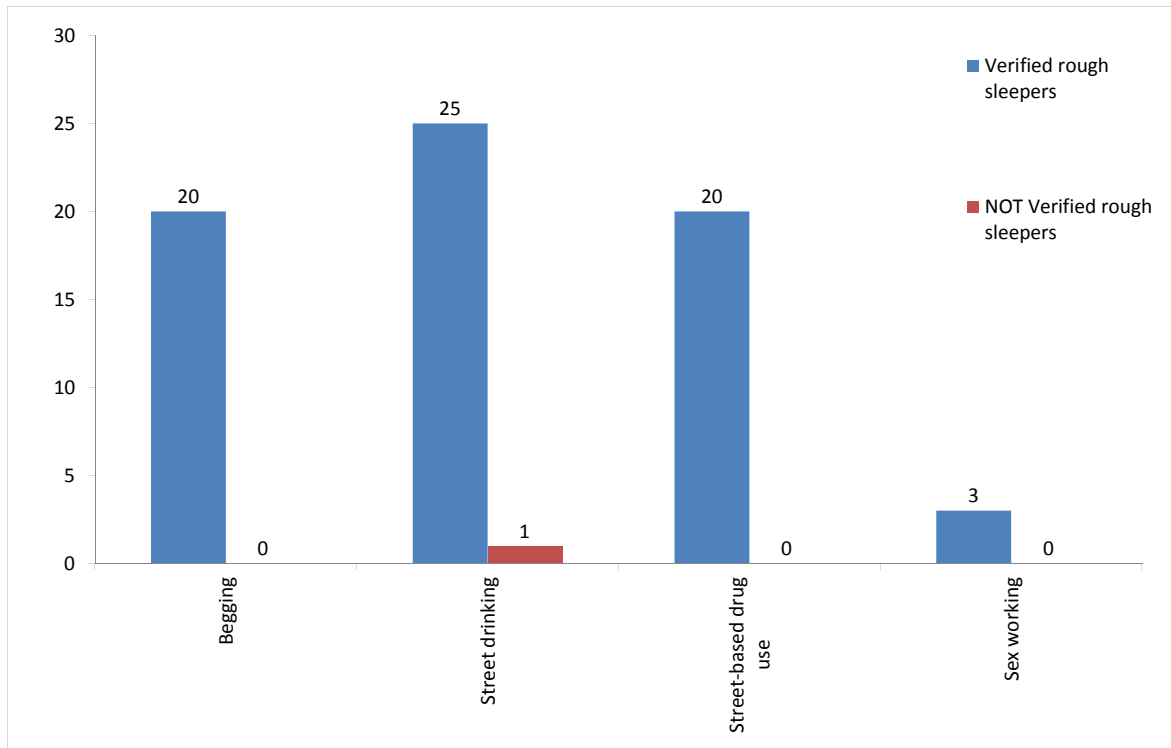
1 person was booked into hostel accommodation, compared to 2 people last quarter.

No confirmed reconnection events were recorded by outreach and BBS teams for verified rough sleepers this quarter.

* These events are excluded from the total. Referral to hostel is a speculative referral to a hostel, confirmation of which leads to a booking in action being recorded.

6) Street activity

Street population (people who rough sleep and/or engage in a street lifestyle) contacted by outreach who fall into one or more of the street activity categories on CHAIN



Base for verified rough sleepers: 34

Base for people not verified as rough sleepers: 3

Of the 79 verified rough sleepers contacted this quarter, 34 (43%) have been assessed as engaging in one or more street activities.

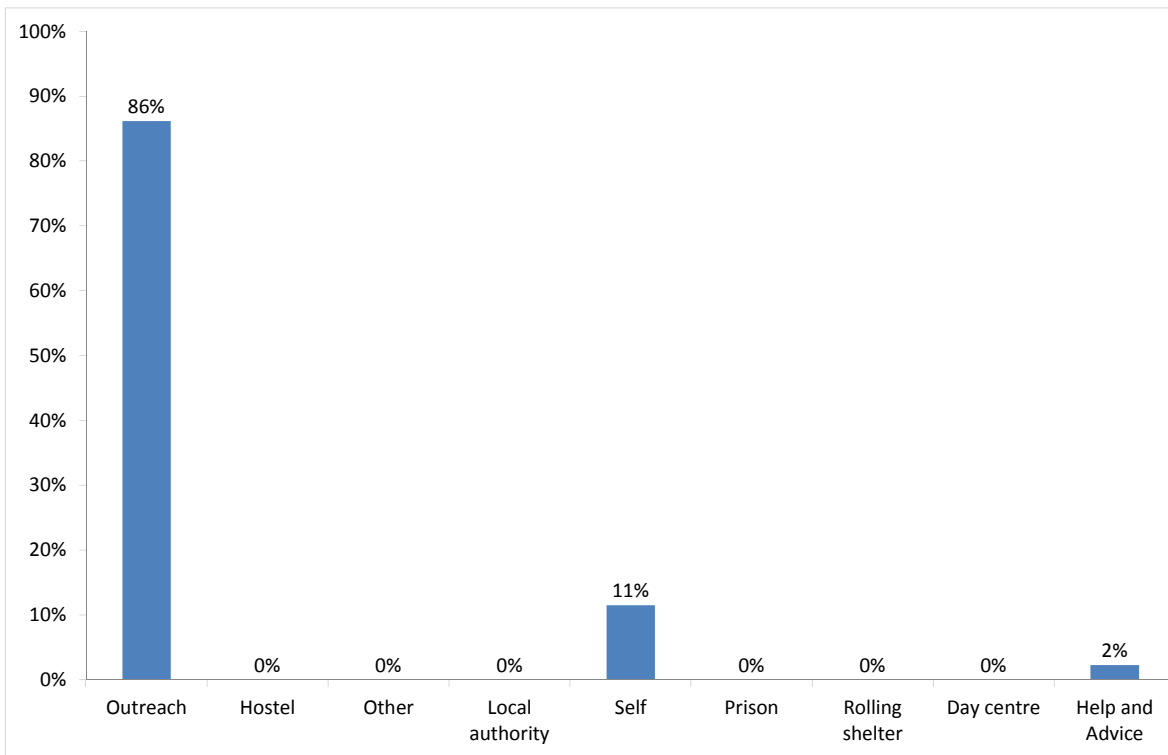
Some of these people contacted this quarter have been seen engaging in more than one type of street activity at some point.

In addition to the 79 verified rough sleepers contacted in the quarter by outreach or BBS teams, 3 people who are considered vulnerable but have not been seen rough sleeping were also contacted.

Temporary Accommodation: hostels, assessment centres, rolling shelters and second stage

7) Arrivals

Temporary accommodation arrivals by accommodation project and source of referral.



Base: 87

86 people arrived at accommodation in Islington this year. These 86 people had 87 arrival actions. This indicates that an individual can arrive more than once (at the same accommodation project or different) in a period.

The numbers of people arriving and arrivals is slightly lower than last quarter - 93 people had 94 arrivals.

The proportion of arrivals to accommodation in Islington that were referred by outreach or BBS teams and other accommodation projects is consistent with previous periods this quarter.

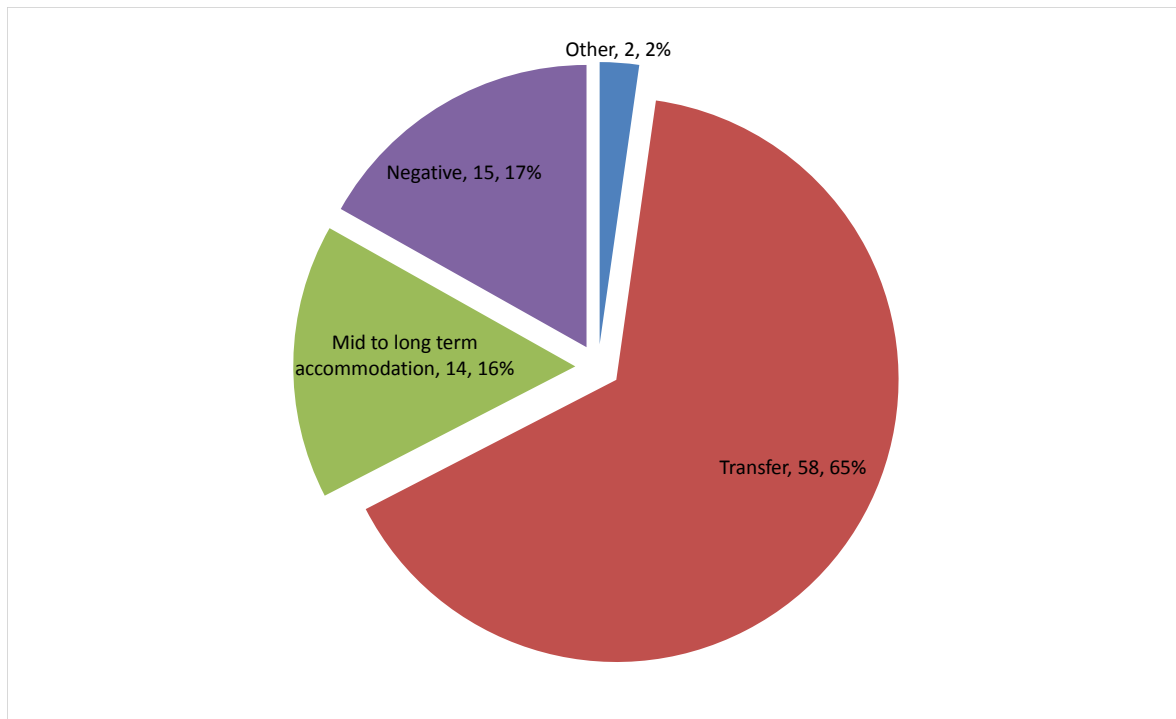
The proportion of arrivals in Islington referred by outreach or BBS teams (86%) is consistent with the proportion across all boroughs (84%) this quarter.

Breakdown by accommodation:

Source of referral → Accommodation ↓	BBS - CSTM	Westminster SSHU - CSTM	CSTM - Advice & Housing	Passage BBS and Day Centre	BBS - St Mungo's	Westminster SPOT	City Rough Sleepers Team	GRI - Camden	Heathrow Airport Outreach	Lambeth SORT	Southwark SPOT	Tower Hamlets SORT	London Street Rescue	Pillion Islington Outreach	HIART	Self	Total
St Mungo's - Margery Street	9	1	2	7	14	3	8	3	3	1	5	4	11	3	3		77
Cranstoun Drug Services - City Road																10	10
Total	9	1	2	7	14	3	8	3	3	1	5	4	11	3	3	10	87

8) Departures - destination on departure

Departure actions by destination on departure



Base: 88

Destination categories on CHAIN	Chart category	Colour
Care home, Clearing House/RSI, Home area, Hospital - long term, LA tenancy (general needs), Long-term accommodation, Previous home, Private rented sector - independent, Private rented sector - supported, RSL tenancy (general needs), Sheltered Housing, Supported Housing	Mid to long term accommodation	
Bed & Breakfast, Detox clinic, Hostel, Hostel - another organisation, Hostel - within the organisation, Rehab clinic, Temporary accommodation, Psychiatric hospital, Hospital - NOT long term/acute care	Transfer	
Not known, Sleeping rough/returned to streets, Taken into custody	Negative	
Died, Outside London, Staying with family, Staying with friends	Other	

Destination on departure from temporary accommodation	Number	%
Accomm where client is occupier	0	0%
Bed & Breakfast	1	1%
Care home	0	0%
Clearing House/RSI	2	2%
Detox clinic	3	3%
Committed suicide	0	0%
Died	0	0%
Home area	0	0%
Hospital	0	0%
Hospital - long term	1	1%
Hospital - NOT long term/acute care	1	1%
Hostel	0	0%
Hostel - another organisation	40	45%
Hostel - within the organisation	10	11%
LA tenancy (general needs)	0	0%
Long-term accommodation	0	0%
Not known	11	13%
Outside London	0	0%
Previous home (describe type of accomm in notes)	0	0%
Private rented sector - independent	4	5%
Private rented sector - with some floating support/support	1	1%
Psychiatric hospital	0	0%
Rehab clinic	3	3%
Returned to home country (CEE)	0	0%
Returned to home country (non CEE)	1	1%
RSL tenancy (general needs)	0	0%
Sheltered Housing	1	1%
Sleeping rough/Returned to streets	1	1%
Staying with family	1	1%
Staying with friends	1	1%
Supported Housing	3	3%
Taken into custody	3	3%
Temporary accommodation	0	0%
Total	88	100%

57% of people left accommodation to move to another hostel. This is an increase on the previous three periods (Jul-Sep, 43%).

16% of people left accommodation to move to mid to long-term accommodation compared to 12% last quarter.

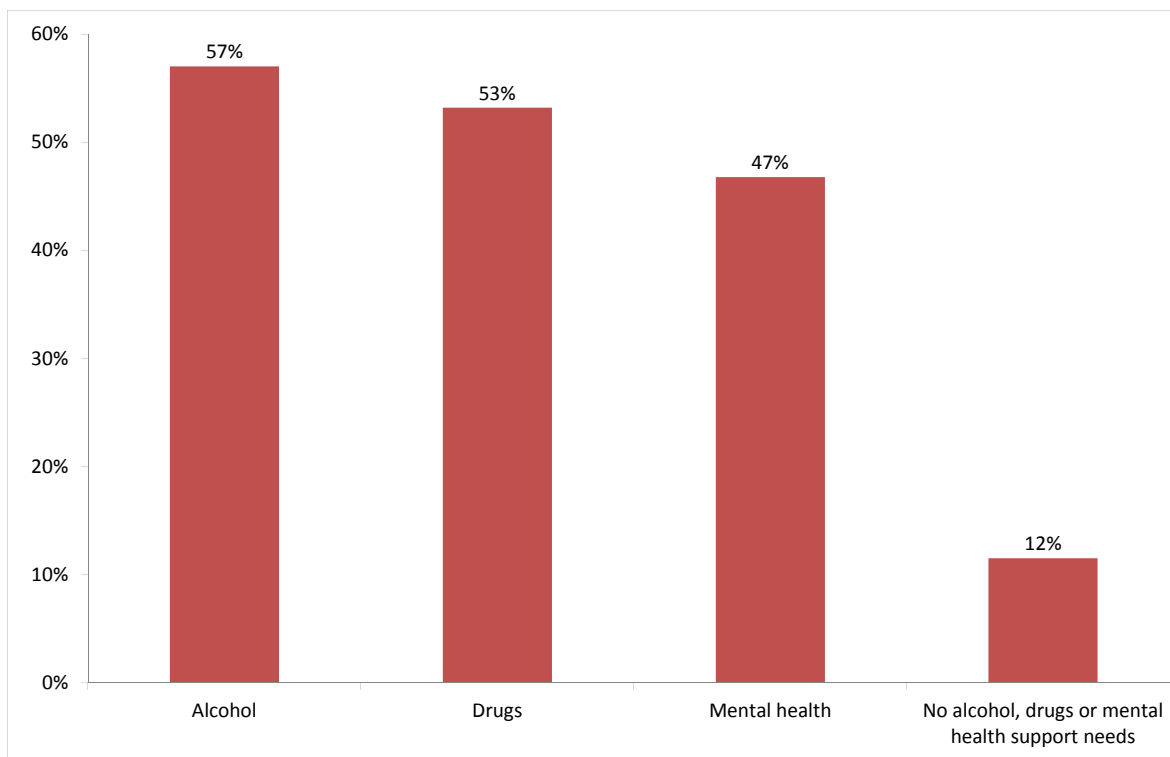
Breakdown by accommodation

Destination Accommodation	Bed & Breakfast	Clearing House/RSI	Detox clinic	Hospital - long term	Hospital - NOT long term/acute	Hostel - another organisation	Hostel - within the organisation	Not known	Private rented sector -	Private rented sector - with	Rehab clinic	Returned to home country (Non CEE)	Sheltered Housing	Sleeping rough/Returned	Staying with family	Staying with friends	Supported Housing	Taken into custody	Total
St Mungo's - Margery Street	1	2	3			35	10	8	4	1	1	1		1	1	1	3	3	75
Cranstoun Drug Services - City Road					1	1		3			2		1						8
St Mungo's - Eden Grove						4													4
St Mungo's - Hilldrop Road				1															1
Total	1	2	3	1	1	40	10	11	4	1	3	1	1	1	1	1	3	3	88

Client Support Needs/Institutional History

9) Support needs

People contacted by outreach or BBS teams and/or arriving in accommodation in the quarter by support needs



Base: 156 Note that the base figure for this graph excludes clients where all 3 support needs are not known or not recorded (24).

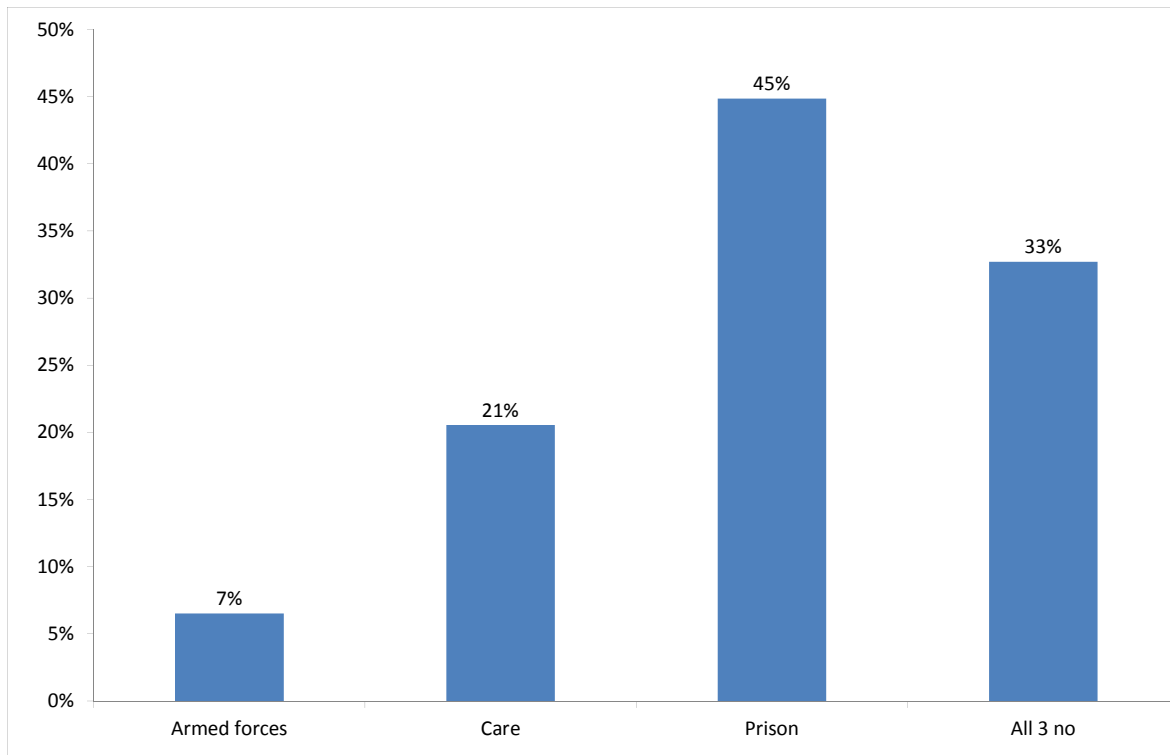
Support Needs	No. of people	%
Alcohol only	24	13%
Drugs only	17	9%
Mental health only	15	8%
Alcohol and drugs	24	13%
Alcohol and mental health	16	9%
Drugs and mental health	17	9%
Alcohol, drugs and mental health	25	14%
All 3 no	18	10%
All 3 not known or not assessed	24	13%
All 3 no, not known or not assessed	0	0%
Total	180	100%

The proportion of people contacted in Islington with an alcohol, drugs or mental health support need is consistent with the previous three periods.

The proportion of people contacted in Islington with a drugs support (53%) need is notably higher than the proportion across all boroughs (38%) this quarter.

10) Experience of armed forces, care or prison

People contacted by outreach or BBS teams and/or arriving in accommodation in the quarter by experience of the armed forces, care or prison



Base: 107 Note that the base figure for this graph excludes clients where all 3 institutional histories are not known.

7 people contacted in Islington this quarter have previously been in the armed forces (8 last quarter).

Nationality	Number	%
UK	3	75%
Non-UK	1	25%
Total **	4	100%

** Nationality missing for 3 people

22 people contacted in Islington this quarter have previously been in care (20 last quarter).

48 people contacted in Islington this quarter have previously been in prison (18 last quarter).

It is possible for someone contacted to have previous experience of more than one institution and so be included in more than one of the above figures. 16 people contacted in the year have been in care and prison.

The proportion of people contacted in Islington with previous experience of the armed forces and care is consistent with previous quarters.