



CHAIN

Quarterly Report for Kensington & Chelsea October - December 2011



CHAIN Quarterly report for Kensington & Chelsea

1st October to 31st December 2011

Contents

Outreach Work

1) Rough sleeping

People seen by outreach or building based (BBS) teams in the quarter - rough sleeping or contacted either on the streets or in services

2) Rough sleeping volume

People seen rough sleeping by number of bedded down contacts during the quarter

3) Nationality of rough sleepers

People seen rough sleeping by outreach or BBS teams during the quarter by flow, stock and returner model.

4) People seen rough sleeping by month

People seen rough sleeping by outreach or building based (BBS) teams by month

5) No booking into accommodation events

People contacted in the quarter with no accommodation events (booking or referrals) by any outreach or BBS team, by total number of street contacts recorded on CHAIN

6) Booking into accommodation and reconnection events

Outreach accommodation (bookings and referrals) and reconnection events achieved in the quarter by type of accommodation

Hostels, assessment centres, rolling shelters and second stage accommodation

7) Arrivals

Temporary accommodation arrivals by accommodation project and source of referral.

8) Departures - destination on departure

Departure actions by destination on departure

9) Departures - reason for leaving

Departures by whether or not the departure was planned or unplanned

Support needs and institutional history

10) Support needs

People contacted by outreach or BBS teams and/or arriving in accommodation in the quarter by support needs

11) Experience of armed forces, care and prison

People contacted by outreach or BBS teams and/or arriving in accommodation in the quarter by experience of the armed forces, care or prison

Wider street population

12) Street activity

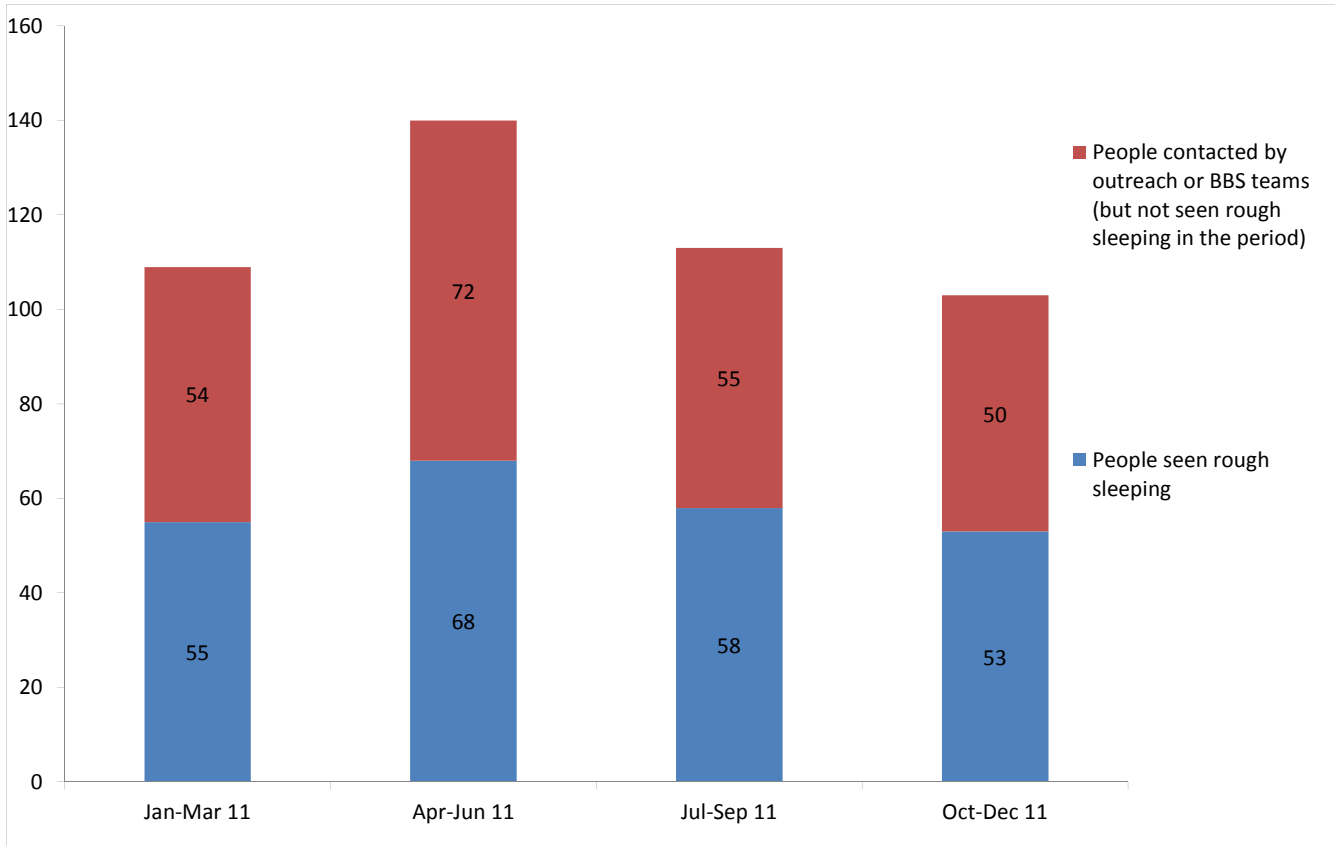
Street population (people who rough sleep and/or engage in a street lifestyle) contacted by outreach who fall into one or more of the street activity categories on CHAIN

CHAIN Quarterly report for Kensington & Chelsea

Outreach Work

1) Rough sleeping

People seen by outreach or building based (BBS) teams in the quarter - rough sleeping or contacted either on the streets or in services



Jan-Mar 11 base: 109
Apr-Jun 11 base: 140
Jul-Sep 11 base: 113
Oct-Dec 11 base: 103

103 verified rough sleepers were contacted by services in Kensington and Chelsea during the quarter. This is a decrease from 113 last quarter and compares to 114 in the same quarter last year.

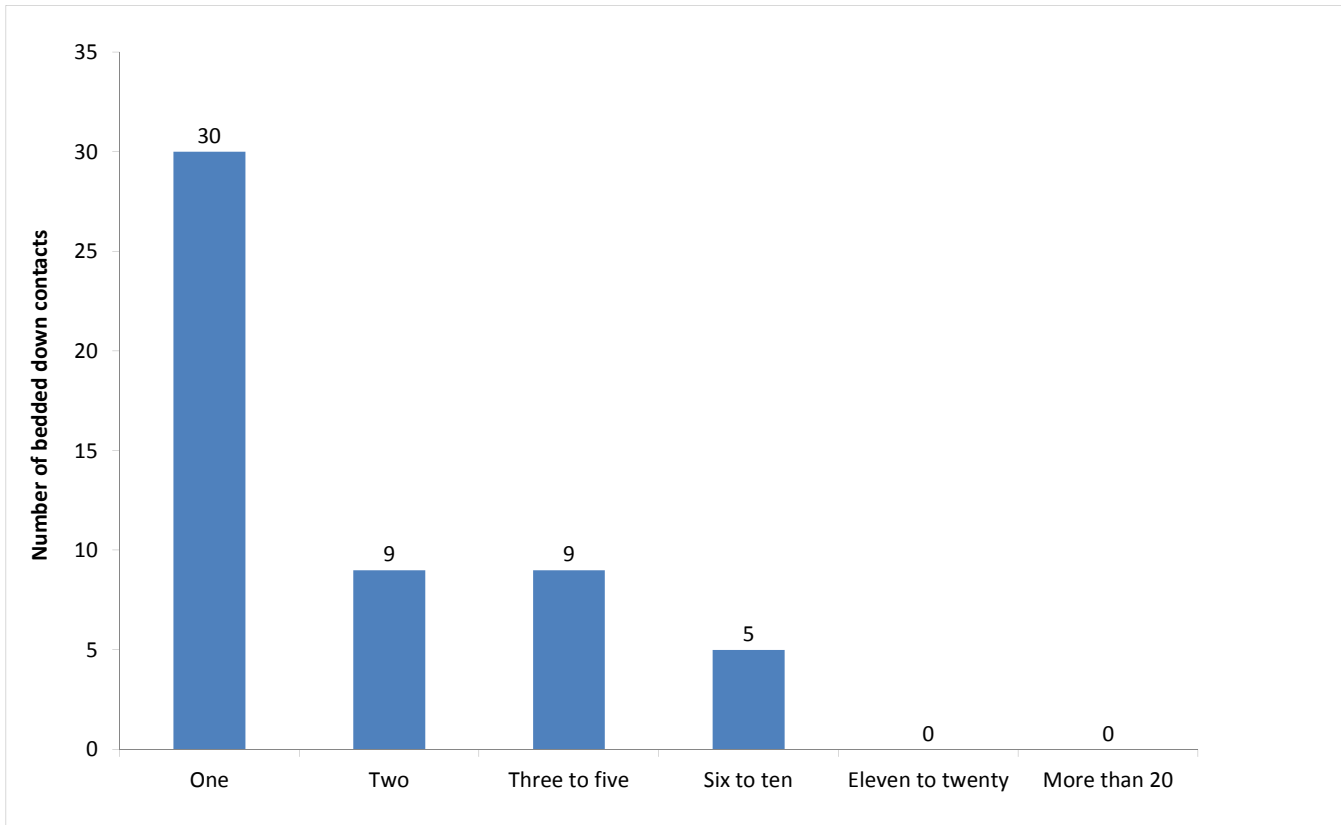
Of these 103, 53 had a bedded down street contact in the quarter and so were known to have slept rough in Kensington and Chelsea during the quarter. The number sleeping rough this quarter has decreased by 9%.

In the same period last year, 58 people were seen sleeping rough.

16 people were seen rough sleeping for the first time this quarter (flow). This compares to 12 in the previous quarter, an increase of 1%.

2) Rough sleeping volume

People seen rough sleeping by number of bedded down contacts during the quarter



Base: 53

Of the 53 people seen rough sleeping this quarter, 30 only had a single bedded down street contact.

Of the 53 people seen bedded down, 3 were from CEE countries and seen only once during the period.

NB CEE nationals often cannot be offered the same service as other people due to benefit restrictions.

3) Nationality of rough sleepers

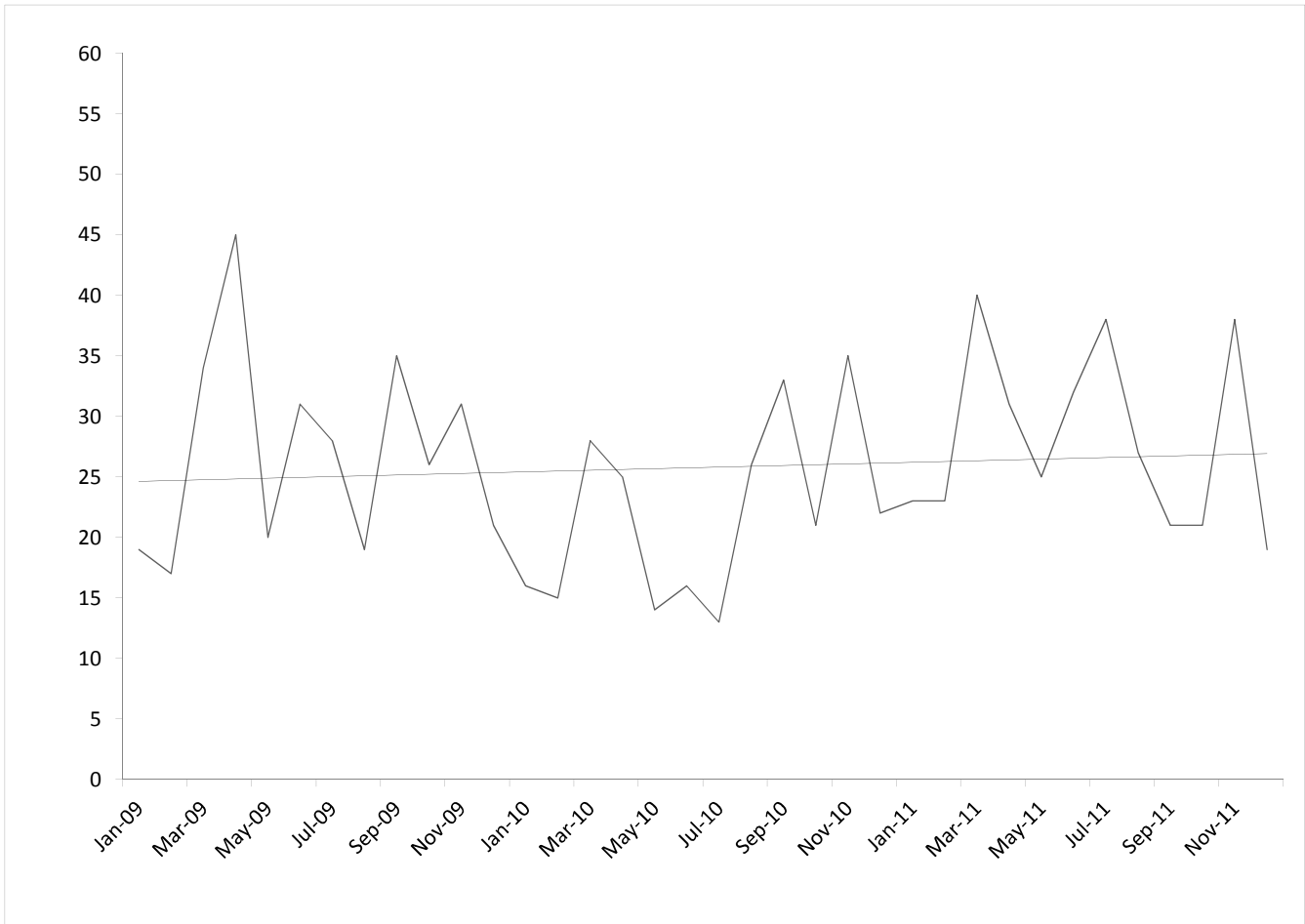
People seen rough sleeping by outreach or BBS teams during the quarter by flow, stock and returner model.

Nationality	Jan-Mar	%	Apr-Jun	%	Jul-Sep	%	Oct-Dec	%
UK	19	36%	27	42%	31	55%	22	43%
Ireland (Republic of)	2	4%	1	2%	2	4%	2	4%
Portugal	3	6%	2	3%	2	4%	2	4%
Bulgaria	0	0%	1	2%	2	4%	0	0%
Czech Republic	0	0%	1	2%	1	2%	3	6%
Estonia	2	4%	0	0%	1	2%	1	2%
Hungary	0	0%	1	2%	1	2%	0	0%
Latvia	4	8%	7	11%	2	4%	1	2%
Lithuania	0	0%	0	0%	0	0%	3	6%
Poland	10	19%	7	11%	4	7%	6	12%
Romania	1	2%	1	2%	2	4%	0	0%
Slovenia	0	0%	0	0%	0	0%	0	0%
Slovakia	2	4%	2	3%	3	5%	0	0%
Central and East European	19	36%	20	31%	16	29%	14	27%
other Europe	6	11%	9	14%	3	5%	6	12%
Eritrea	0	0%	0	0%	0	0%	0	0%
Africa	3	6%	5	8%	2	4%	2	4%
America	0	0%	0	0%	0	0%	1	2%
Asia	1	2%	0	0%	0	0%	1	2%
Australasia	0	0%	1	2%	0	0%	1	2%
Missing	1		2		2		1	
Not known	1		1		0		1	
Total	55		68		58		53	
Total**	53		65		56		51	

Base: 51 Note that the base figure for this graph excludes clients where the nationality is missing or not known (2).

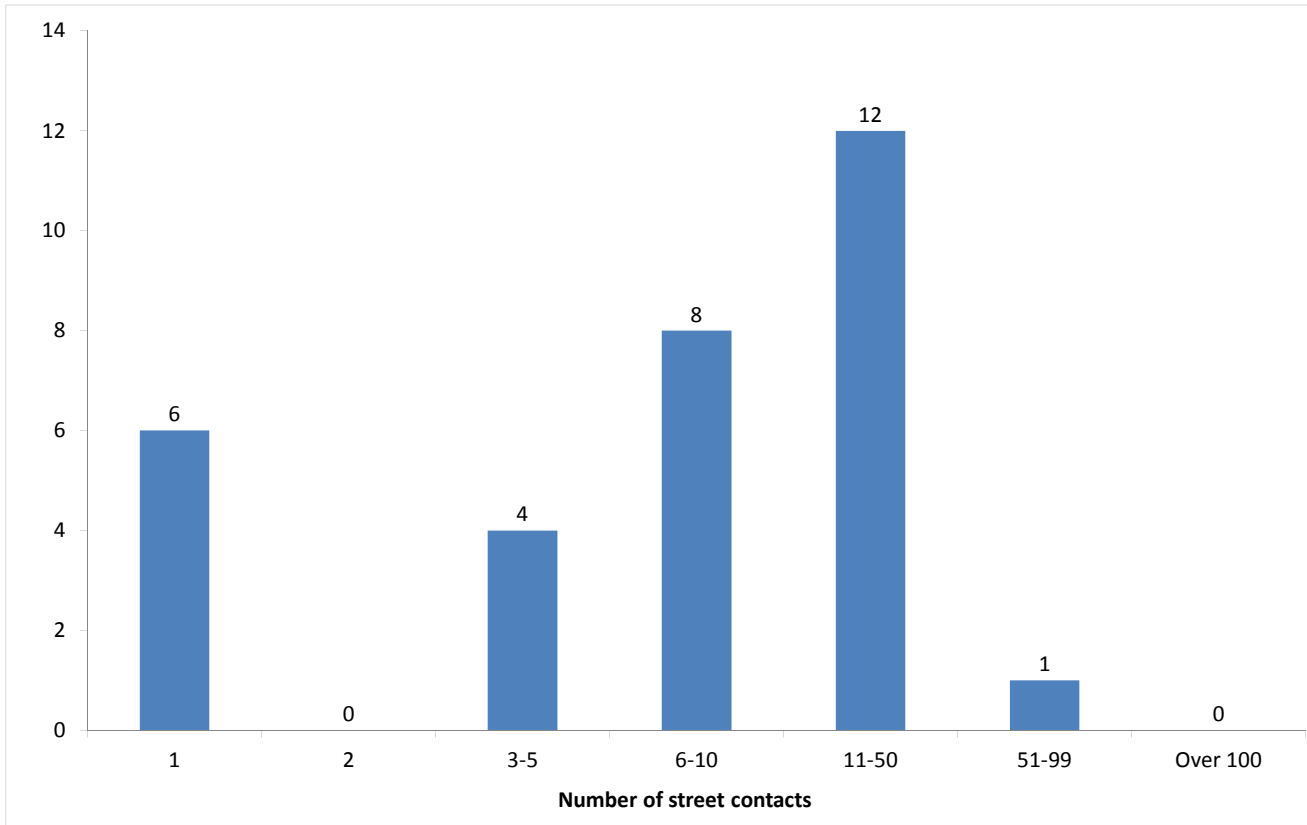
4) People seen rough sleeping by month

People seen rough sleeping by outreach or building based (BBS) teams by month



5) No booking into accommodation events

People contacted in the quarter with no accommodation events (booking or referrals) by any outreach or BBS team, by total number of street contacts recorded on CHAIN



Base: 31

31 (30%) verified rough sleepers contacted across Kensington and Chelsea this quarter have never had a booking in action recorded on CHAIN. This has decreased slightly from 36 (32%) in the previous period.

24 of these people have slept rough in the quarter, which is 45% of all people sleeping rough this quarter.

6 (19%) of the people who have never had a booking in action recorded on CHAIN have only ever had 1 street contact recorded.

6) Booking into accommodation and reconnection events

Outreach accommodation (bookings and referrals) and reconnection events achieved in the quarter by type of accommodation

Accommodation type	Oct-Dec	%	Jul-Sep	%
Assessment centre	0	0%	0	0%
Bed & breakfast	0	0%	0	0%
Clinic/Detox/Rehab	0	0%	0	0%
Night Centre	0	0%	0	0%
Rolling shelter	0	0%	0	0%
Hostel	16	67%	16	73%
Other temporary	0	0%	0	0%
Second-stage accommodation	6	25%	2	9%
St Mungo's complex needs	0	0%	0	0%
St Mungo's semi-independent	0	0%	1	5%
Clearing House/RSI	1	4%	0	0%
LA tenancy (general needs)	0	0%	0	0%
Private rented sector	0	0%	0	0%
Private rented sector - independent	0	0%	1	5%
Private rented sector - with some floating support/support	0	0%	0	0%
RSL tenancy (general needs)	1	4%	0	0%
Sheltered housing	0	0%	0	0%
Supported housing	0	0%	0	0%
Other long-term accommodation	0	0%	0	0%
Bookings into accommodation total	24	100%	20	91%
Return to home area	0	0%	1	5%
Seeking work	0	0%	0	0%
Move to area for friends/family	0	0%	0	0%
Move to area with appropriate services	0	0%	1	5%
Other	0	0%	0	0%
Reconnections total	0	0%	2	9%
TOTAL	24	100%	22	100%

Outreach and BBS teams across Kensington and Chelsea succeeded in reconnecting or booking into accommodation 19 people, 18% of the 103 people contacted during the quarter.

This is the same as last quarter - 19 people (17%).

19 people had a total of 24 booking in events. This indicates that individuals can be booked into accommodation (the same type or different) more than once in the quarter.

Nobody was booked into long-term accommodation. This compares to 1 person last quarter.

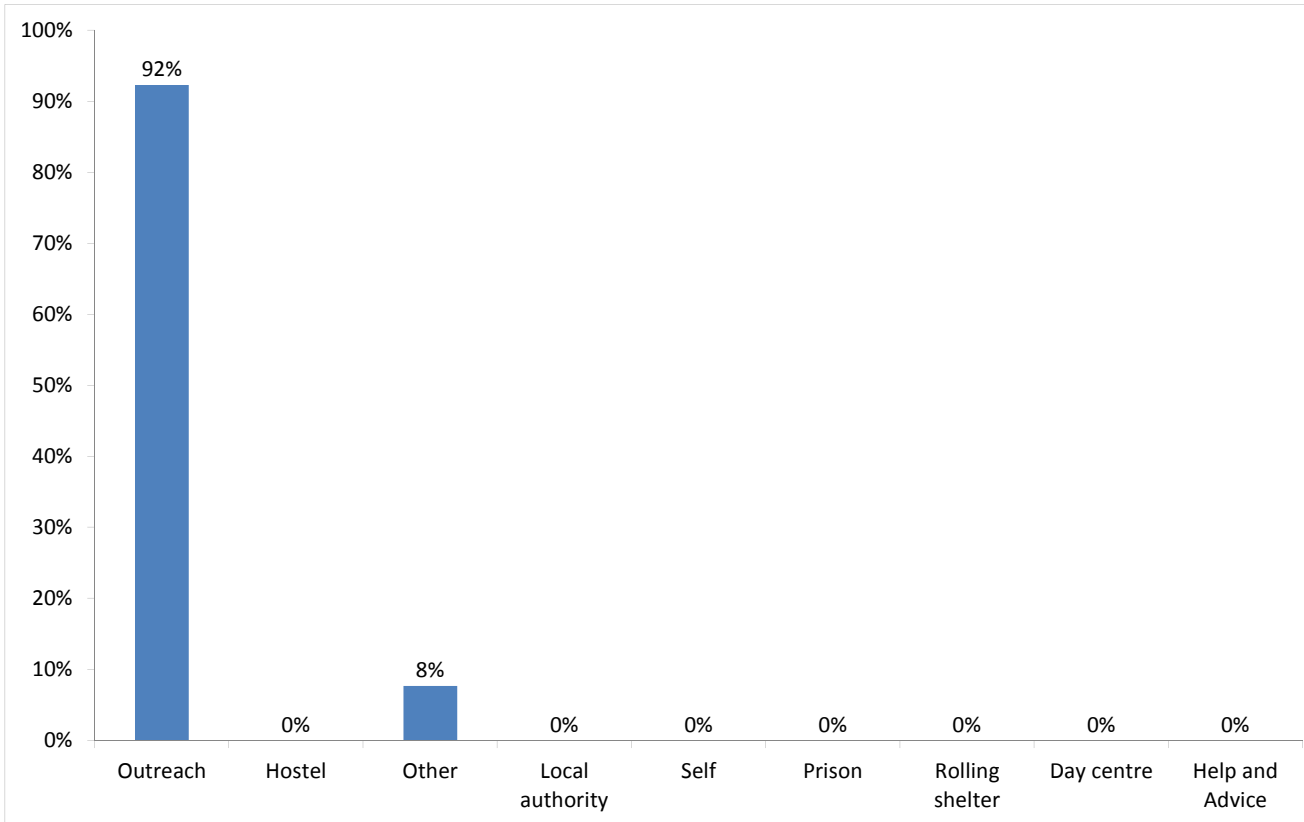
15 people were booked into hostel accommodation. This is consistent with last quarter (Jan-Mar; 5, Apr-Jun; 12, Jul-Sep; 14).

Outreach and BBS teams across Kensington and Chelsea didn't achieve any confirmed reconnections this quarter.

Temporary Accommodation: hostels, assessment centres, rolling shelters and second stage

7) Arrivals

Temporary accommodation arrivals by accommodation project and source of referral.



Base: 13

11 people arrived at accommodation in Kensington and Chelsea this year. These 11 people had 13 arrival actions. This indicates that an individual can arrive more than once (at the same accommodation project or different) in a period.

The numbers of people arriving and arrivals are slightly higher than the previous quarter - 8 people had 9 arrivals.

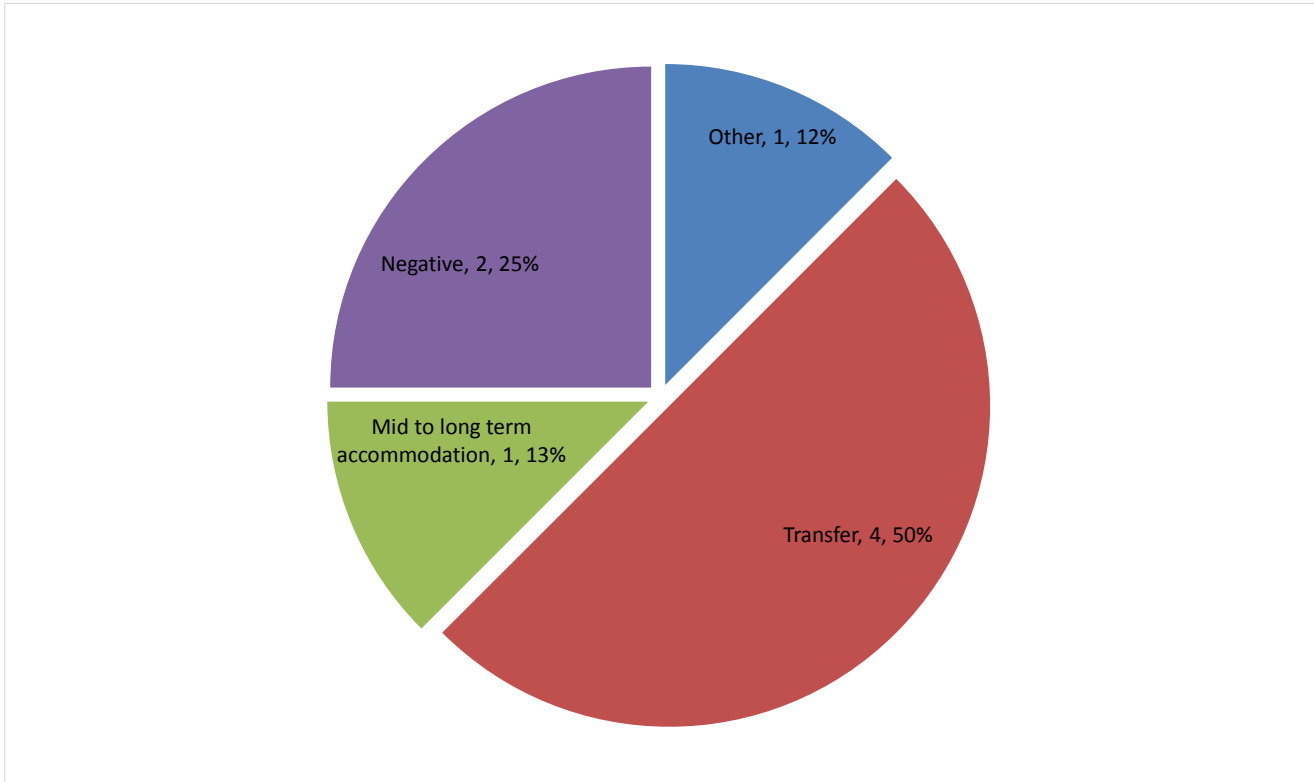
The proportion of arrivals to accommodation in Kensington and Chelsea that were referred by outreach or BBS teams and other accommodation projects is consistent with previous three quarters.

Breakdown by accommodation

Source of referral → Accommodation ↓	K & C SIT	other referral source)	Total
Look Ahead - Warwick Road	5		5
St Mungo's - Cromwell Road	7		7
St Mungo's - Lancaster Road		1	1
Total	12	1	13

8) Departures - destination on departure

Departure actions by destination on departure



Base: 8

Destination categories on CHAIN	Chart category	Colour
Care home, Clearing House/RSI, Home area, Hospital - long term, LA tenancy (general needs), Long-term accommodation, Previous home, Private rented sector - independent, Private rented sector - supported, RSL tenancy (general needs), Sheltered Housing, Supported Housing	Mid to long term accommodation	
Bed & Breakfast, Detox clinic, Hostel, Hostel - another organisation, Hostel - within the organisation, Rehab clinic, Temporary accommodation, Psychiatric hospital, Hospital - NOT long term/acute care	Transfer	
Not known, Sleeping rough/returned to streets, Taken into custody	Negative	
Died, Outside London, Staying with family, Staying with friends	Other	

Destination on departure from temporary accommodation	Number	%
Detox clinic	1	13%
Hostel - another organisation	1	13%
Hostel - within the organisation	2	25%
Not known	2	25%
RSL tenancy (general needs)	1	13%
Staying with friends	1	13%
Total	8	100%

8 people departed from accommodation in Kensington and Chelsea this year. These 8 people had 8 departure actions.

38% of people left accommodation to move to another hostel. This is an increase on last quarter (Jan-Mar; 27%, Apr-Jun; 60%, Jul-Sep; 17%).

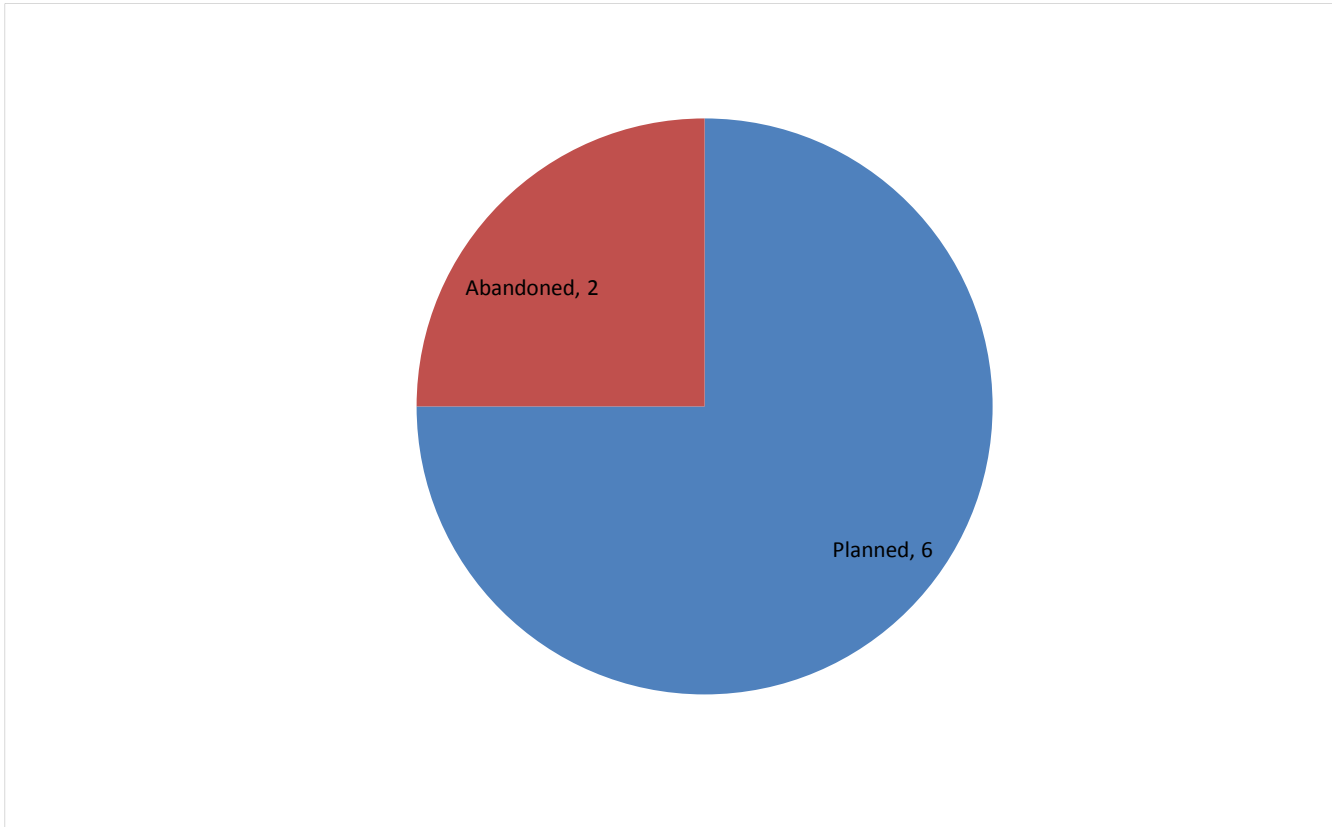
13% of people left accommodation to move to mid to long-term accommodation. This is a decrease on the previous three periods (Jan-Mar; 20%, Apr-Jun; 40%, Jul-Sep; 50%).

Breakdown by accommodation

Destination Accommodation	Detox clinic	Hostel - another organisation	Hostel - within the organisation	Not known	RSL tenancy (general needs)	Staying with friends	Total
Look Ahead - Warwick Road		1	1	2			4
St Mungo's - Cromwell Road	1		1			1	3
St Mungo's - Culcross House					1		1
Total	1	1	2	2	1	1	8

9) Departures - reason for leaving

Departures by whether or not the departure was planned or unplanned



Base: 8

8 people departed from accommodation in Kensington and Chelsea this year. These 8 people had 8 departure actions.

As with arrivals, the number of people departing and departures is slightly higher than previous quarters.

75% of departures were due to a planned move - Apr-Jun; 100%, Jul-Sep; 83%.

25% of departures were due to abandonments. This is consistent with the previous quarter - Apr-Jun; 0%, Jul-Sep; 17%.

0% of departures were due to evictions. This is consistent with the previous three quarters.

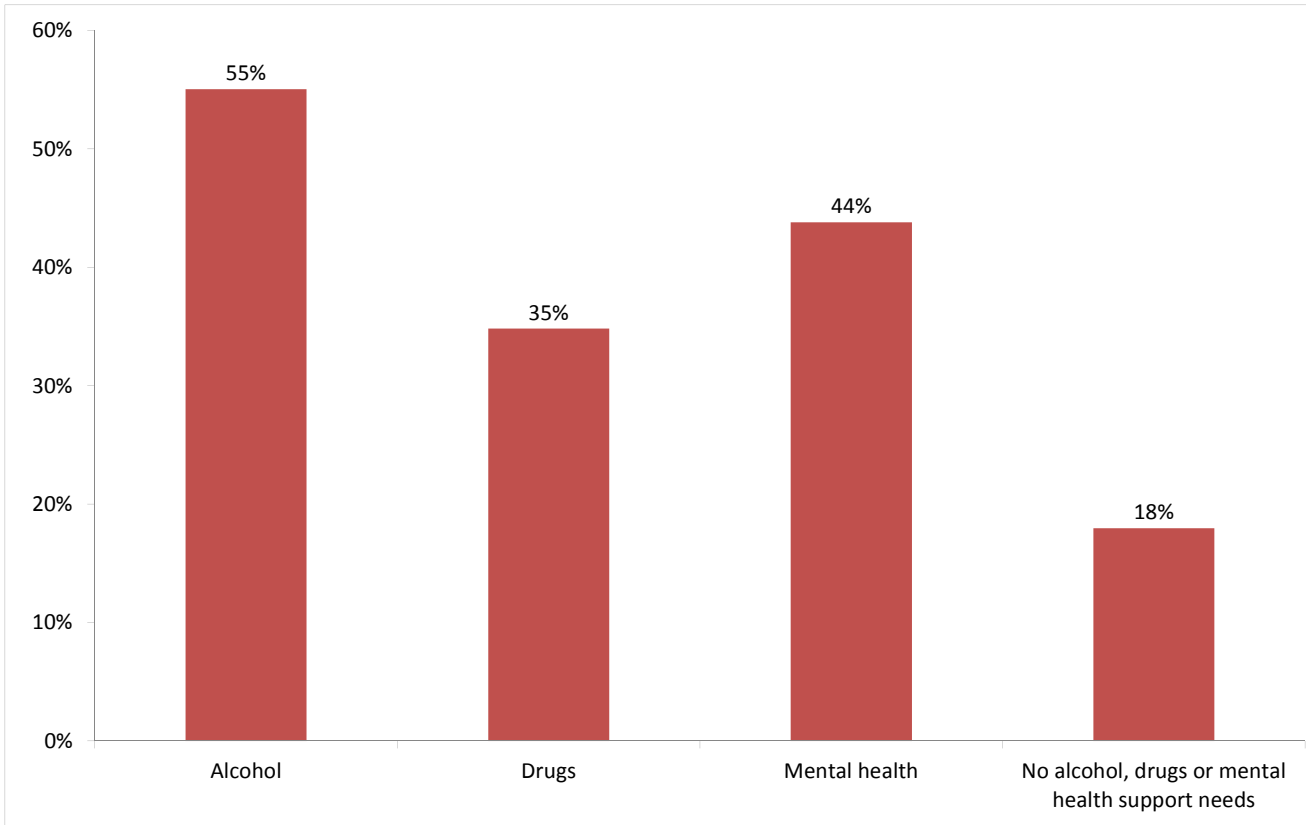
Breakdown by accommodation

Planned/Unplanned Accommodation	Planned	Total
St Mungo's - Cromwell Road	3	3
St Mungo's - Culross House	1	1
Total	4	4

Client Support Needs/Institutional History

10) Support needs

People contacted by outreach or BBS teams and/or arriving in accommodation in the quarter by support needs



Base: 89 Note that the base figure for this graph excludes clients where all 3 support needs are not known or not recorded (14).

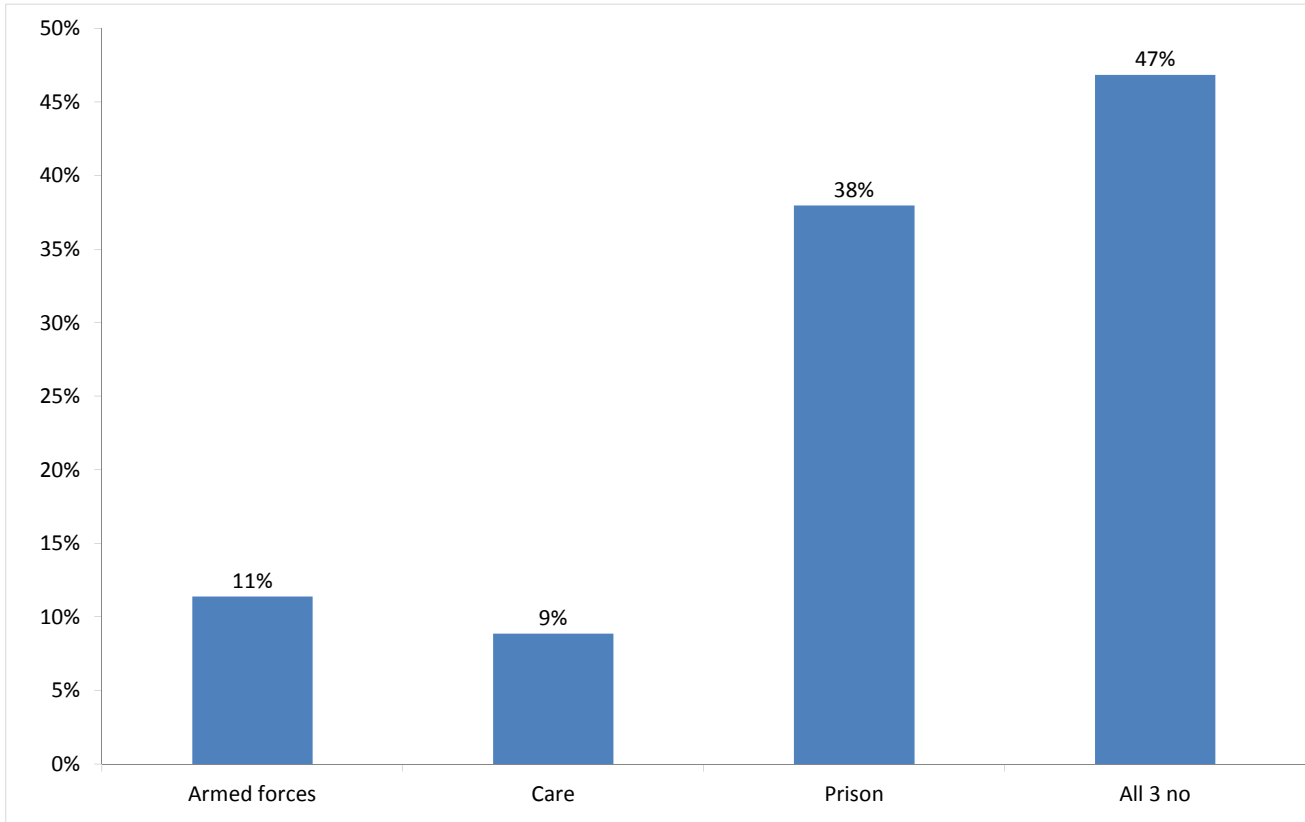
Support Needs	No. of people	%
Alcohol only	14	14%
Drugs only	9	9%
Mental health only	11	11%
Alcohol and drugs	9	9%
Alcohol and mental health	15	15%
Drugs and mental health	2	2%
Alcohol, drugs and mental health	11	11%
All 3 no	16	16%
All 3 not known or not assessed	14	14%
All 3 no, not known or not assessed	2	2%
Total	103	100%

The proportion of people contacted in Kensington and Chelsea with an alcohol, drugs or mental health support need is consistent with the previous three periods.

The proportion of people contacted in Kensington and Chelsea with an alcohol support need is consistent with the proportion across all boroughs this quarter.

11) Experience of armed forces, care and prison

People contacted by outreach or BBS teams and/or arriving in accommodation in the quarter by experience of the armed forces, care or prison



Base: 79 Note that the base figure for this graph excludes clients where all 3 institutional histories are not known.

9 people contacted in Kensington and Chelsea this quarter have previously been in the armed forces (13 last quarter).

Nationality	Number of people seen rough sleeping	% of people seen rough sleeping*
UK	2	6%
Non-UK	2	6%
Total	4	11%

7 people contacted in Kensington and Chelsea this quarter have previously been in care (11 last quarter).

30 people contacted in Kensington and Chelsea this quarter have previously been in prison (46 last quarter).

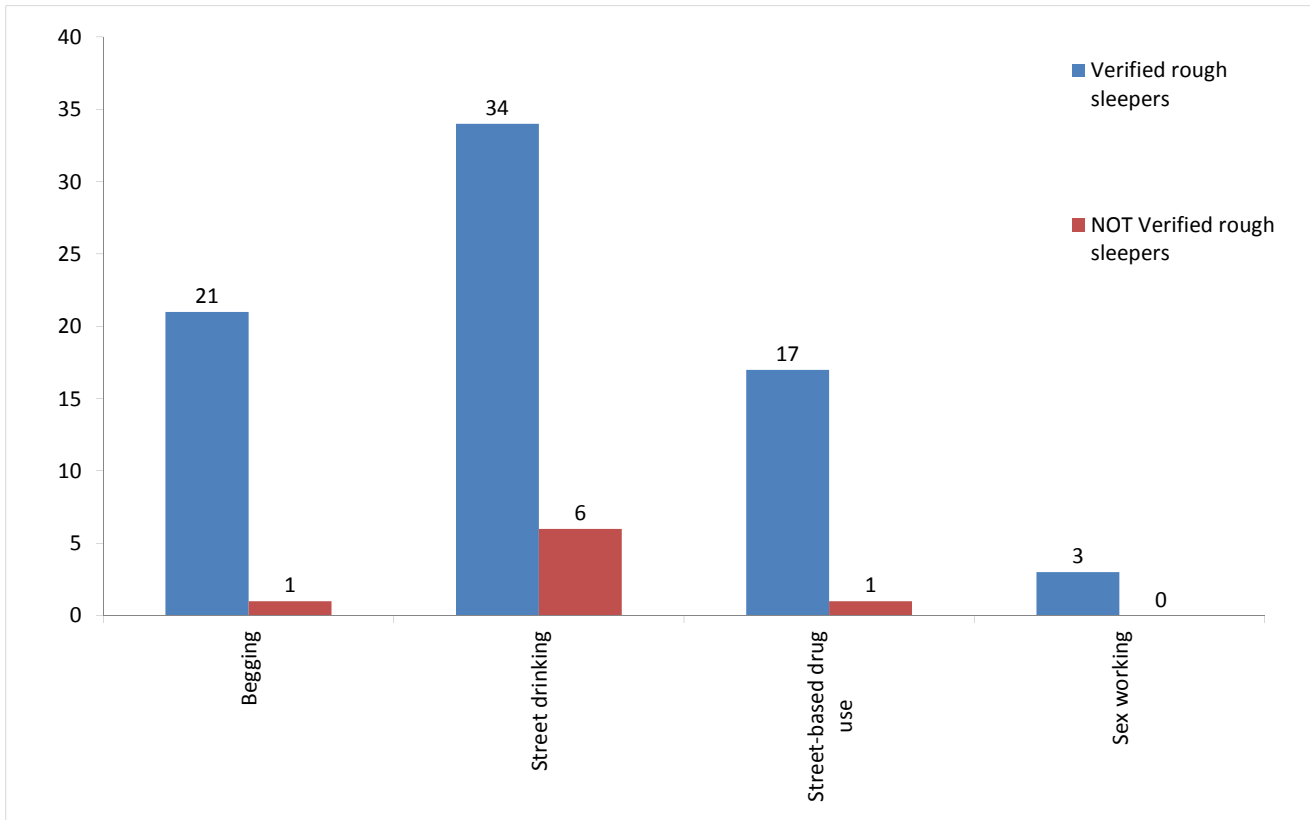
It is possible for someone contacted to have previous experience of more than one institution and so be included in more than one of the above figures. 5 people contacted in the year have been in care and prison.

The proportion of people contacted in Kensington and Chelsea with previous experience of the armed forces, care or prison is consistent with previous three quarters.

*Base is people seen rough sleeping in the period who have been assessed for institutional history: 35

12) Street activity

Street population (people who rough sleep and/or engage in a street lifestyle) contacted by outreach who fall into one or more of the street activity categories on CHAIN



Base for verified rough sleepers: 42

Base for people not verified as rough sleepers: 14

Of the 103 verified rough sleepers contacted this quarter, 42 (41%) have been assessed as engaging in one or more street activities.

Some of these people contacted this quarter have been seen engaging in more than one type of street activity at some point.

In addition to the 103 verified rough sleepers contacted in the quarter by outreach or BBS teams, 14 people who are considered vulnerable but have not been seen rough sleeping were also contacted. Of these:

0 had confirmed reconnections;

0 were booked into accommodation across all boroughs;

4 were recorded as having arrived at accommodation reporting to CHAIN.