



**CHAIN**  
**Quarterly Report for**  
**Lambeth**  
**October - December 2011**



# CHAIN Quarterly report for Lambeth 1st October to 31st December 2011

## Contents

### Outreach Work

#### 1) Rough sleeping

People seen by outreach or building based (BBS) teams in the quarter - rough sleeping or contacted either on the streets or in services

#### 2) Rough sleeping volume

People seen rough sleeping by number of bedded down contacts during the quarter

#### 3) Nationality of rough sleepers

People seen rough sleeping by outreach or BBS teams during the quarter.

#### 4) People seen rough sleeping by month

People seen rough sleeping by outreach or building based (BBS) teams by month

#### 5) No booking into accommodation events

People contacted in the quarter with no accommodation events (booking or referrals) by any outreach or BBS team, by total number of street contacts recorded on CHAIN

#### 6) Booking into accommodation and reconnection events

Outreach accommodation (bookings and referrals) and reconnection events achieved in the quarter by type of accommodation

### Hostels, assessment centres, rolling shelters and second stage accommodation

#### 7) Arrivals

Temporary accommodation arrivals by accommodation project and source of referral.

#### 8) Departures - destination on departure

Departure actions by destination on departure

#### 9) Departures - reason for leaving

Departures by whether or not the departure was planned or unplanned

### Support needs and institutional history

#### 10) Support needs

People contacted by outreach or BBS teams and/or arriving in accommodation in the quarter by support needs

#### 11) Experience of armed forces, care and prison

People contacted by outreach or BBS teams and/or arriving in accommodation in the quarter by experience of the armed forces, care or prison

### Wider street population

#### 12) Street activity

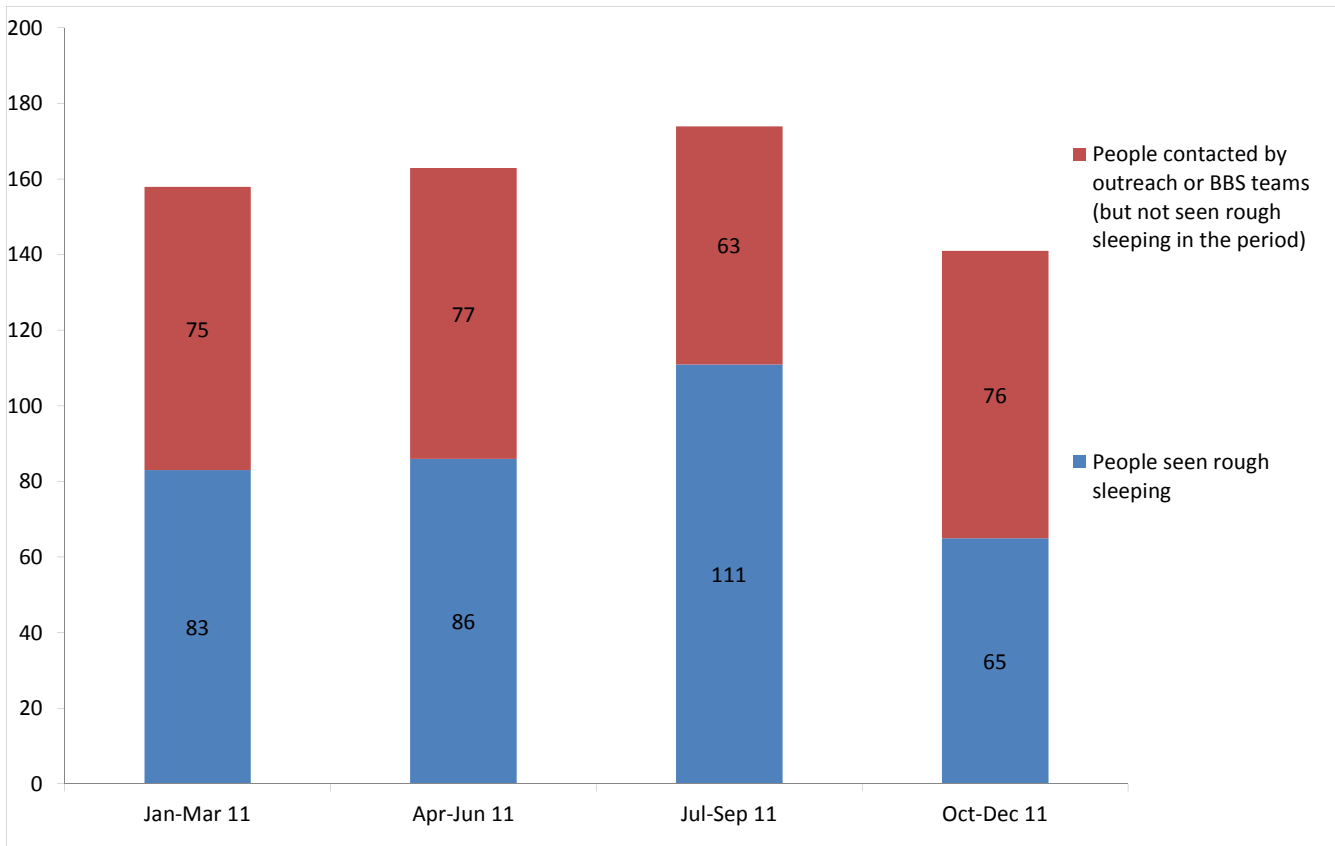
Street population (people who rough sleep and/or engage in a street lifestyle) contacted by outreach who fall into one or more of the street activity categories on CHAIN

# CHAIN Quarterly report for Lambeth

## Outreach Work

### 1) Rough sleeping

People seen by outreach or building based (BBS) teams in the quarter - rough sleeping or contacted either on the streets or in services



Jan-Mar 11 base: 158  
Apr-Jun 11 base: 163  
Jul-Sep 11 base: 174  
Oct-Dec 11 base: 141

141 verified rough sleepers were contacted by services in Lambeth during the quarter. This is a decrease from 174 last quarter and compares to 157 in the same quarter last year.

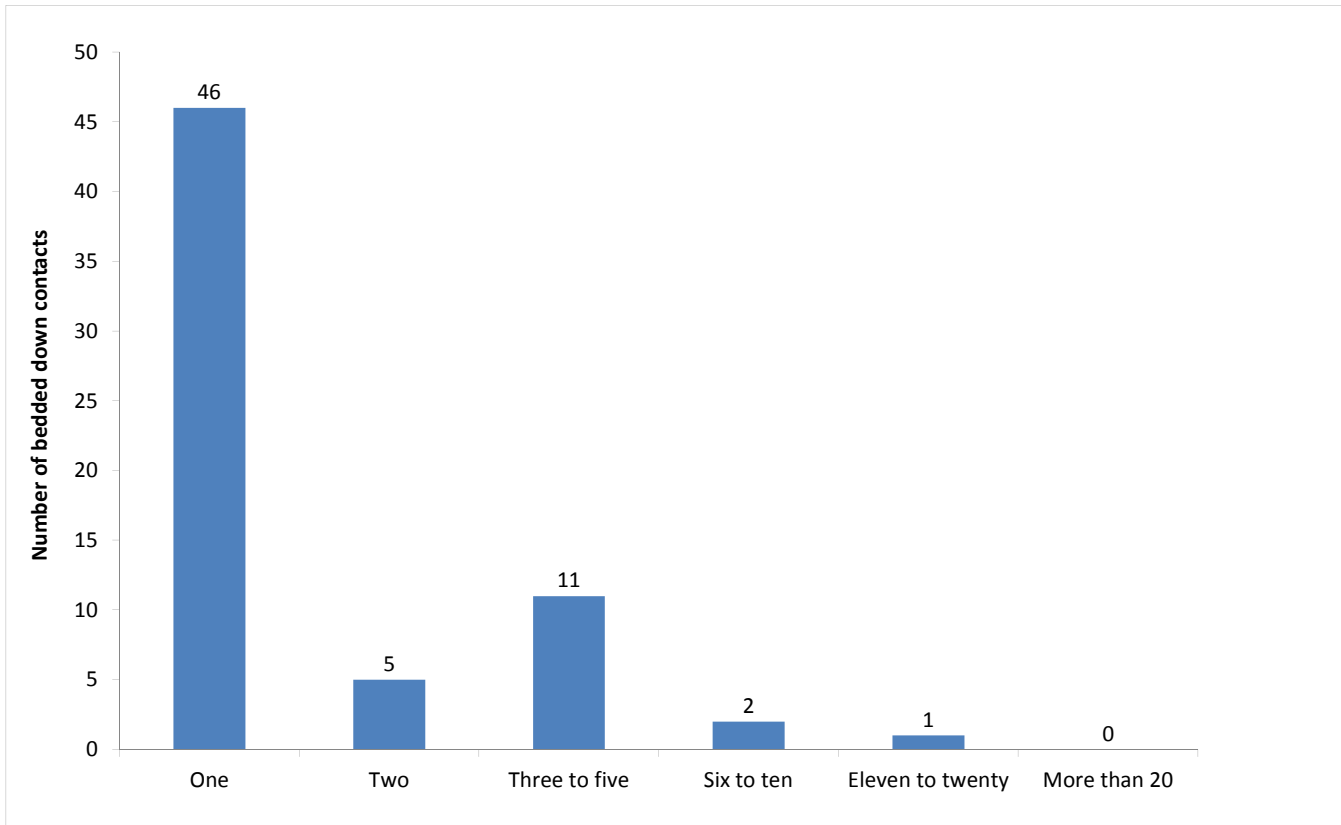
Of these 141, 65 had a bedded down street contact in the quarter and so were known to have slept rough in Lambeth during the quarter. The number sleeping rough this quarter has decreased by 41%.

In the same period last year, 85 people were seen sleeping rough.

30 people were seen rough sleeping for the first time this quarter (flow). This compares to 72 in the previous quarter, a decrease of 58%.

## 2) Rough sleeping volume

People seen rough sleeping by number of bedded down contacts during the quarter



Base: 65

Of the 65 people seen rough sleeping this quarter, 46 only had a single bedded down street contact.

Of the 65 people seen bedded down, 3 were from CEE countries and seen only once during the period.

NB CEE nationals often cannot be offered the same service as other people due to benefit restrictions.

### 3) Nationality of rough sleepers

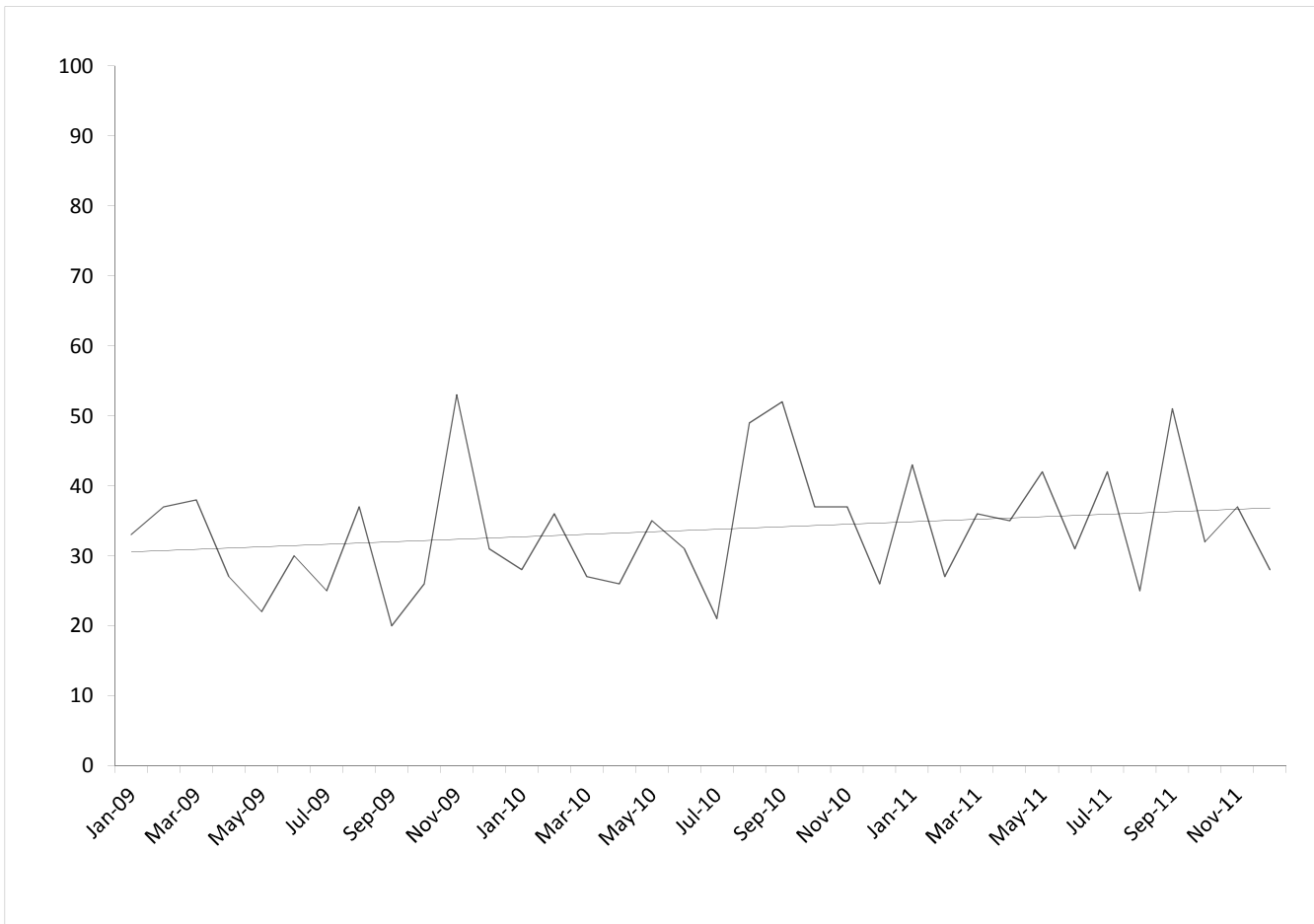
People seen rough sleeping by outreach or BBS teams during the quarter.

Nationality	Jan-Mar	%	Apr - Jun	%	Jul-Sept	%	Oct-Dec	%
UK	35	44%	43	51%	48	44%	28	44%
Ireland (Republic of)	2	3%	4	5%	2	2%	0	0%
Portugal	4	5%	2	2%	4	4%	4	6%
Bulgaria	0	0%	0	0%	0	0%	0	0%
Czech Republic	3	4%	0	0%	0	0%	0	0%
Estonia	0	0%	0	0%	0	0%	0	0%
Hungary	0	0%	0	0%	1	1%	0	0%
Latvia	3	4%	4	5%	3	3%	3	5%
Lithuania	4	5%	3	4%	4	4%	2	3%
Poland	9	11%	9	11%	15	14%	6	9%
Romania	0	0%	1	1%	13	12%	0	0%
Slovenia	0	0%	0	0%	0	0%	0	0%
Slovakia	6	8%	2	2%	0	0%	0	0%
<b>Central and East European (CEE) sub-total</b>	<b>25</b>	<b>32%</b>	<b>19</b>	<b>22%</b>	<b>36</b>	<b>33%</b>	<b>11</b>	<b>17%</b>
other Europe	4	5%	6	7%	5	5%	9	14%
Eritrea	0	0%	2	2%	3	3%	1	2%
Africa	5	6%	4	5%	10	9%	9	14%
America	3	4%	2	2%	1	1%	1	2%
Asia	1	1%	3	4%	0	0%	1	2%
Australasia	0	0%	0	0%	0	0%	0	0%
Missing	2		0		2		1	
Not known	2		1		0		0	
<b>Total</b>	<b>83</b>		<b>86</b>		<b>111</b>		<b>65</b>	
<b>Total**</b>	<b>79</b>		<b>85</b>		<b>109</b>		<b>64</b>	

Base: 64 Note that the base figure for this graph excludes clients where the nationality is missing or not known (1).

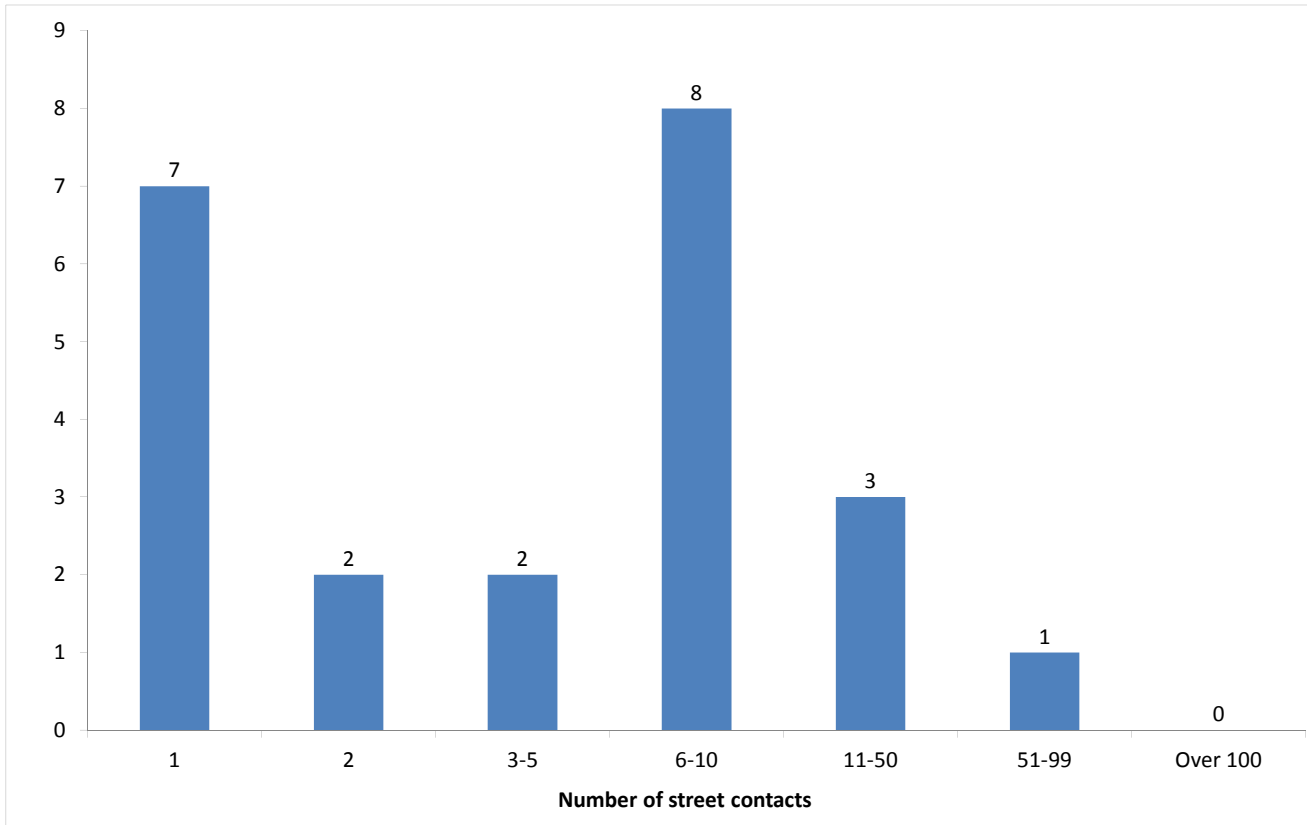
#### 4) People seen rough sleeping by month

People seen rough sleeping by outreach or building based (BBS) teams by month



## 5) No booking into accommodation events

People contacted in the quarter with no accommodation events (booking or referrals) by any outreach or BBS team, by total number of street contacts recorded on CHAIN



Base: 23

23 (16%) verified rough sleepers contacted across Lambeth this quarter have never had a booking in action recorded on CHAIN. This has decreased slightly from 33 (19%) in the previous period.

11 of these people have slept rough in the quarter, which is 17% of all people sleeping rough this quarter.

7 (30%) of the people who have never had a booking in action recorded on CHAIN have only ever had 1 street contact recorded.

## 6) Booking into accommodation and reconnection events

Outreach accommodation (bookings and referrals) and reconnection events achieved in the quarter by type of accommodation

Accommodation type	Oct-Dec	%	Jul-Sep	%
Assessment centre	0	0%	0	0%
Bed & breakfast	11	28%	7	12%
Clinic/Detox/Rehab	0	0%	2	4%
Night Centre	0	0%	0	0%
Rolling shelter	12	30%	21	37%
Hostel	5	13%	15	26%
Other temporary	0	0%	0	0%
Second-stage accommodation	0	0%	0	0%
St Mungo's complex needs	0	0%	1	2%
St Mungo's semi-independent	0	0%	0	0%
Clearing House/RSI	1	3%	0	0%
LA tenancy (general needs)	0	0%	0	0%
Private rented sector	0	0%	0	0%
Private rented sector - independent	1	3%	7	12%
Private rented sector - with some floating support/support	0	0%	1	2%
RSL tenancy (general needs)	0	0%	0	0%
Sheltered housing	0	0%	0	0%
Supported housing	1	3%	2	4%
Other long-term accommodation	0	0%	0	0%
<b>Bookings into accommodation total</b>	<b>31</b>	<b>78%</b>	<b>56</b>	<b>98%</b>
Return to home area	7	18%	0	0%
Seeking work	1	3%	0	0%
Move to area for friends/family	0	0%	1	2%
Move to area with appropriate services	2	5%	0	0%
Other	0	0%	0	0%
<b>Reconnections total</b>	<b>9</b>	<b>23%</b>	<b>1</b>	<b>2%</b>
<b>TOTAL</b>	<b>40</b>	<b>100%</b>	<b>57</b>	<b>100%</b>

Outreach and BBS teams across Lambeth succeeded in reconnecting or booking into accommodation 22 people, 16% of the 141 people contacted during the quarter.

This is a slightly lower proportion than the previous quarter and continues a consistent decrease - Jan-Mar; 38%, Apr-Jun; 26%, Jul-Sep; 21%.

22 people had a total of 31 booking in events. This indicates that individuals can be booked into accommodation (the same type or different) more than once in the quarter.

Nobody was booked into long-term accommodation. This is lower than previous periods Jan-Mar; 6, Apr-Jun; 3, Jul-Sep; 9.

5 people were booked into hostel accommodation. This is lower than previous periods - Jan-Mar; 36, Apr-Jun; 14, Jul-Sep; 14.

Outreach and BBS teams across Lambeth achieved a confirmed reconnection with 9 people they contacted this quarter. This is 6% of the people contacted by outreach or BBS teams this quarter.

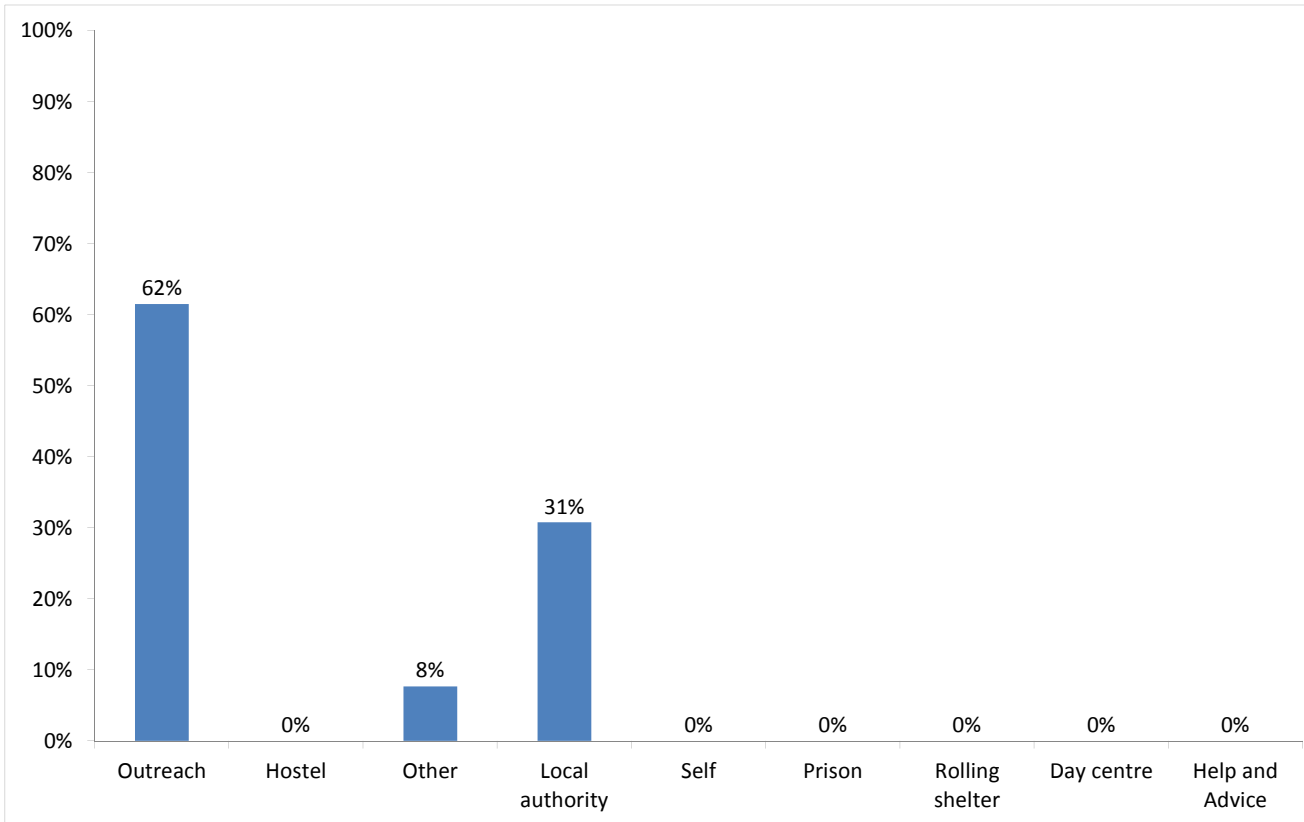
9 confirmed reconnection events were recorded by outreach and BBS teams for verified rough sleepers this quarter. No such actions were additionally recorded for the wider street population (people not seen sleeping rough).



## Temporary Accommodation: hostels, assessment centres, rolling shelters and second stage

### 7) Arrivals

Temporary accommodation arrivals by accommodation project and source of referral.



Base: 13

13 people arrived at accommodation in Lambeth this year. These 13 people had 13 arrival actions.

The numbers of people arriving and arrivals are lower than previous periods - Jan-Mar; 47, Apr-Jun; 15, Jul-Sep; 22.

The proportion of arrivals to accommodation in Lambeth that were referred by outreach or BBS teams is lower with an increase of referrals by Local authority compared to last quarter - Jul - Sep; Outreach 82% and Local authority 5%.

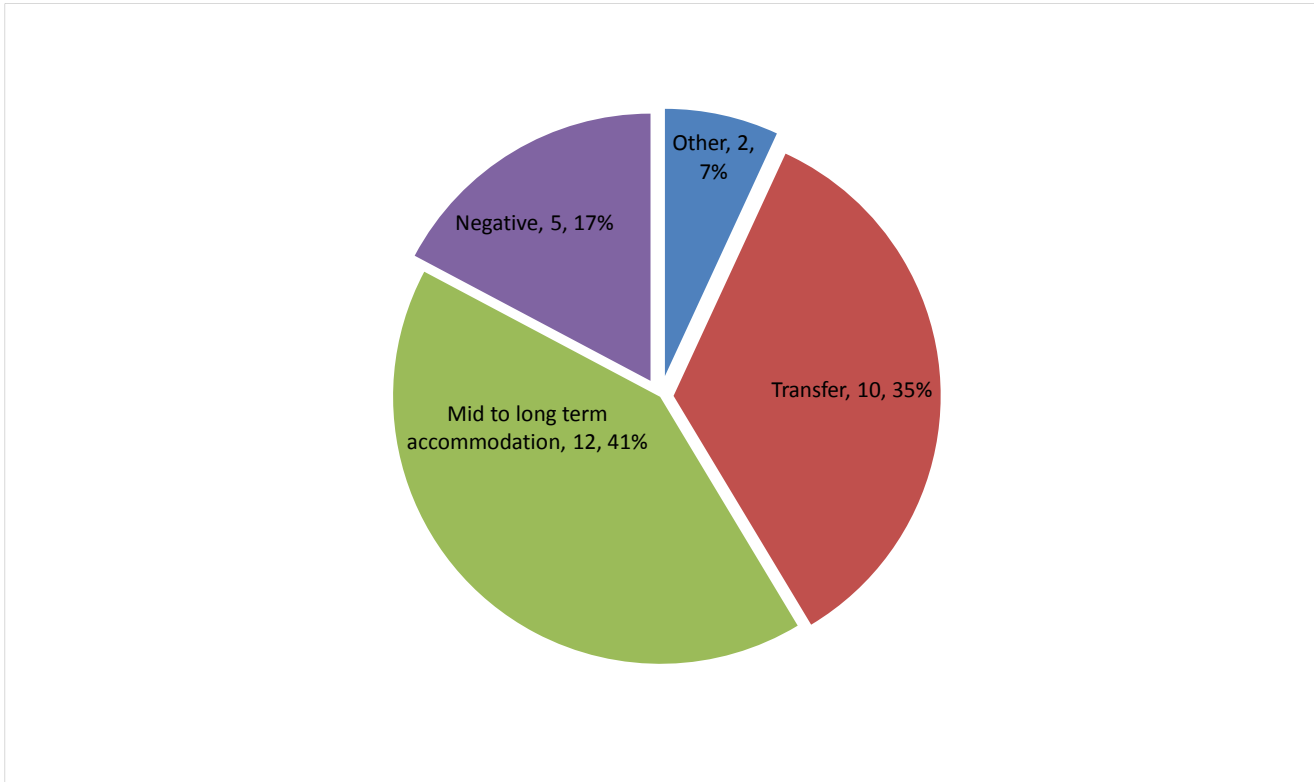
The change in proportion of referral sources is explained by the fact that referrals to accommodation in the borough are now routed via the Local Authority's SNAP service.

**Breakdown by accommodation**

Source of referral → Accommodation ↓	Lambeth SORT	London Reconnect	Local authority other referral (source)	Total
Equinox - Brook Drive		3		<b>3</b>
Thames Reach - Graham House	3		1 1	<b>5</b>
Thames Reach - Stamford Street	2		3	<b>5</b>
<b>Total</b>	<b>5</b>	<b>3</b>	<b>4 1</b>	<b>13</b>

## 8) Departures - destination on departure

Departure actions by destination on departure



Base: 29

Destination categories on CHAIN	Chart category	Colour
Care home, Clearing House/RSI, Home area, Hospital - long term, LA tenancy (general needs), Long-term accommodation, Previous home, Private rented sector - independent, Private rented sector - supported, RSL tenancy (general needs), Sheltered Housing, Supported Housing	Mid to long term accommodation	
Bed & Breakfast, Detox clinic, Hostel, Hostel - another organisation, Hostel - within the organisation, Rehab clinic, Temporary accommodation, Psychiatric hospital, Hospital - NOT long term/acute care	Transfer	
Not known, Sleeping rough/returned to streets, Taken into custody	Negative	
Died, Outside London, Staying with family, Staying with friends	Other	

<b>Destination on departure from temporary accommodation</b>	<b>Number</b>	<b>%</b>
Clearing House/RSI	2	7%
Detox clinic	1	3%
Died	1	3%
Hostel - another organisation	7	24%
Hostel - within the organisation	2	7%
Not known	2	7%
Returned to home country (EEA)	1	3%
RSL tenancy (general needs)	5	17%
Staying with friends	1	3%
Supported Housing	4	14%
Taken into custody	3	10%
<b>Total</b>	<b>29</b>	<b>100%</b>

31 people departed from accommodation in Lambeth this year. These 31 people had 29 departure actions. This indicates that an individual can depart more than once (at the same accommodation project or different) in a period.

31% of people left accommodation to move to another hostel. This is consistent with the the previous three periods.

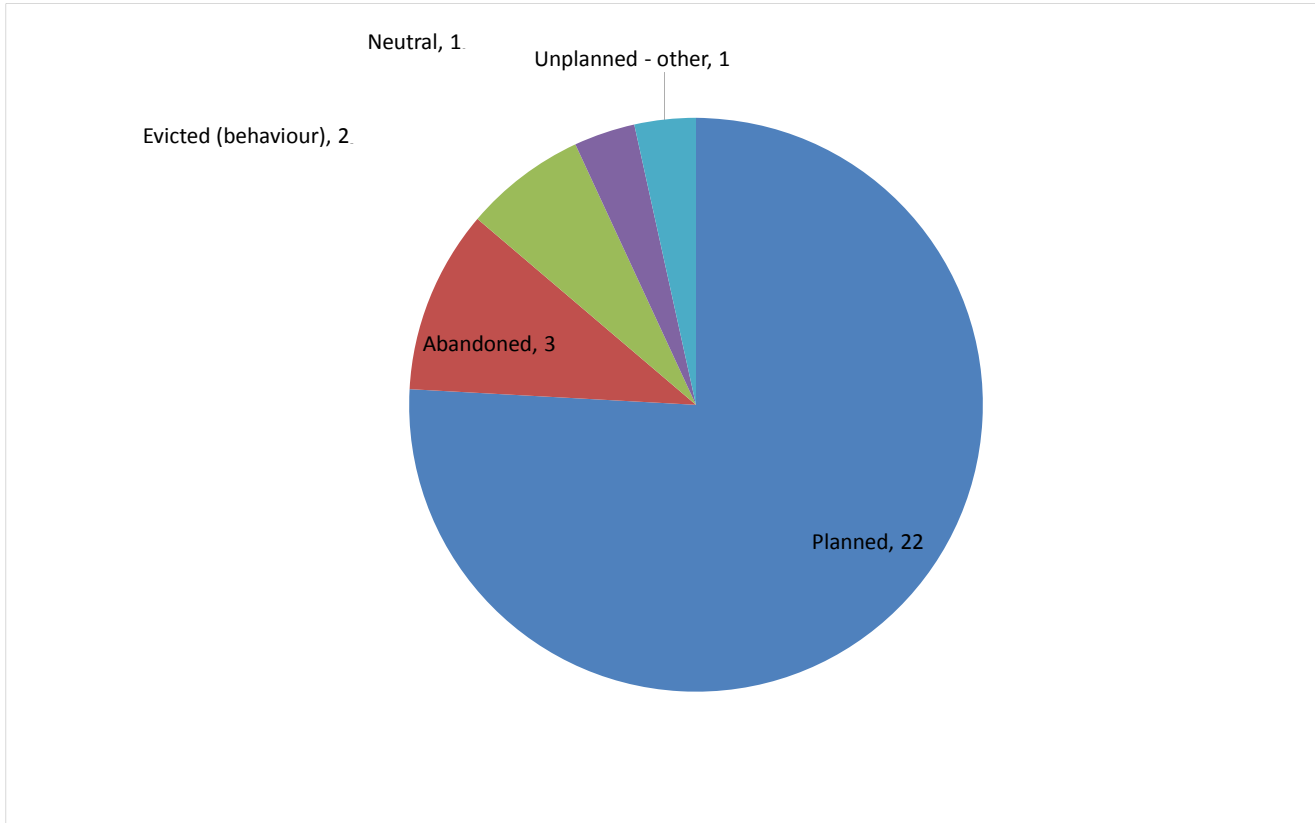
41% of people left accommodation to move to mid to long-term accommodation - Jan - Mar; 30%, Apr - Jun; 42%, Jul - Sep; 30%.

#### Breakdown by accommodation

Destination Accommodation												Total	
	Clearing House/RSI	Detox clinic	Died	Hostel - another organisation	Hostel - within the organisation	Not known	Returned to home country (EEA)	RSL tenancy (general needs)	Staying with friends	Supported Housing	Taken into custody		
Equinox - Brook Drive							1						1
St Mungo's - Auckland Hill						1							1
St Mungo's - Cedars Road			1	6		1		5		1	2		16
St Mungo's - Palace Road				1									1
Thames Reach - Graham House	1	1			2				1	2			7
Thames Reach - Stamford Street	1									1	1		3
<b>Total</b>	<b>2</b>	<b>1</b>	<b>1</b>	<b>7</b>	<b>2</b>	<b>2</b>	<b>1</b>	<b>5</b>	<b>1</b>	<b>4</b>	<b>3</b>		<b>29</b>

## 9) Departures - reason for leaving

Departures by whether or not the departure was planned or unplanned



Base: 29

28 people departed from accommodation in Lambeth this year. These 28 people had 29 departure actions. This indicates that an individual can depart more than once (from the same accommodation project or different) in a period.

As with arrivals, the number of people departing and departures were slightly lower than previous quarters.

76% of departures were due to a planned move. This is consistent with the previous three quarters - Jan-Mar; 67%, Apr-Jun; 73%, Jul-Sep; 73%

10% of departures were due to abandonments. This is similar to the previous three quarters - Jan-Mar; 8%, Apr-Jun; 5%, Jul-Sep; 12%.

7% of departures were due to evictions. This is consistent with the previous three quarters.

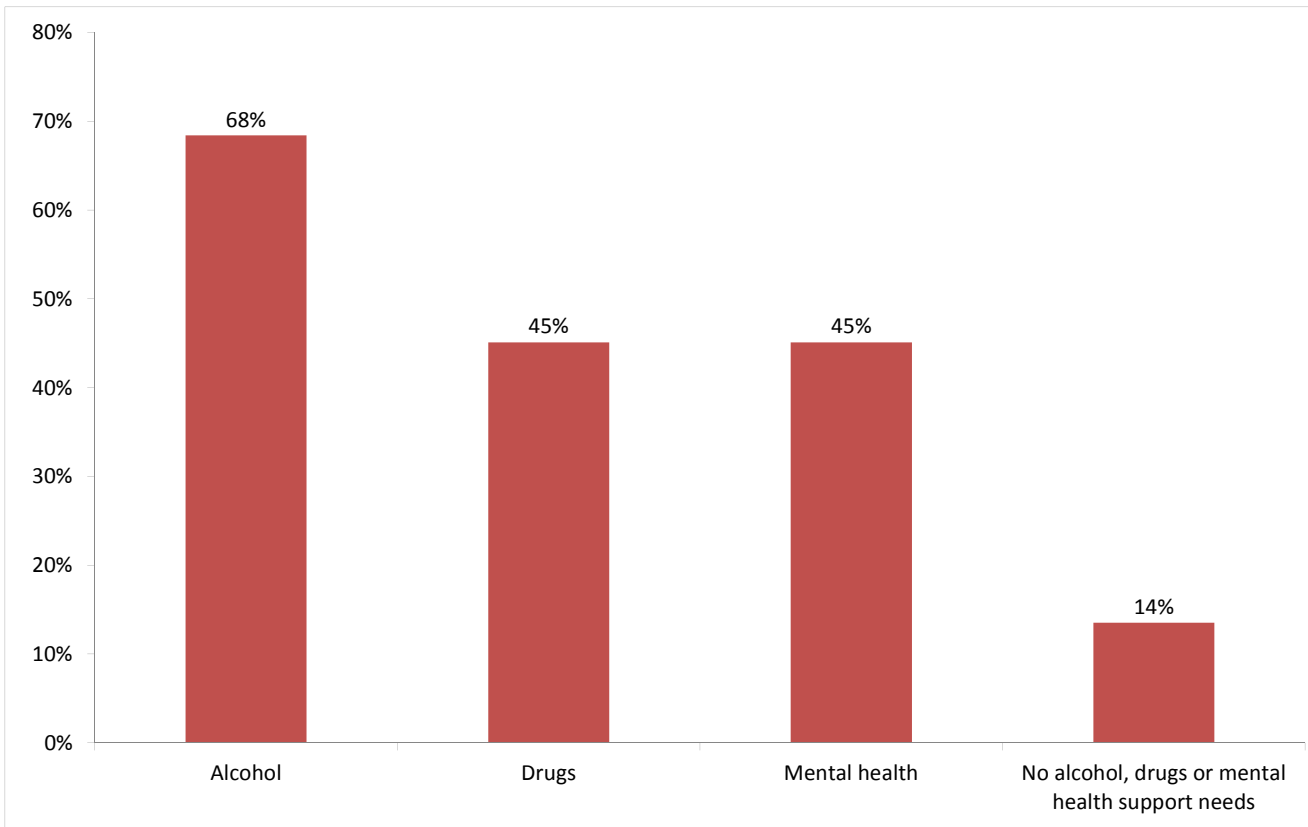
**Breakdown by accommodation**

<span style="font-size: 1.2em;">→</span> Planned/Unplanned Accommodation <span style="font-size: 1.2em;">↓</span>	Planned	Abandoned Evicted (behaviour)	Neutral	Unplanned - other	Total
Equinox - Brook Drive	1				1
St Mungo's - Auckland Hill		1			1
St Mungo's - Cedars Road	12	1	2	1	16
St Mungo's - Palace Road	1				1
Thames Reach - Graham House	6	1			7
Thames Reach - Stamford Street	2			1	3
<b>Total</b>	<b>22</b>	<b>3</b>	<b>2</b>	<b>1</b>	<b>29</b>

## Client Support Needs/Institutional History

### 10) Support needs

People contacted by outreach or BBS teams and/or arriving in accommodation in the quarter by support needs



Base: 133 Note that the base figure for this graph excludes clients where all 3 support needs are not known or not recorded (21).

Support Needs	No. of people	%
Alcohol only	23	15%
Drugs only	11	7%
Mental health only	5	3%
Alcohol and drugs	18	12%
Alcohol and mental health	24	16%
Drugs and mental health	5	3%
Alcohol, drugs and mental health	26	17%
All 3 no	18	12%
All 3 not known or not assessed	21	14%
All 3 no, not known or not assessed	3	2%
<b>Total</b>	<b>154</b>	<b>100%</b>

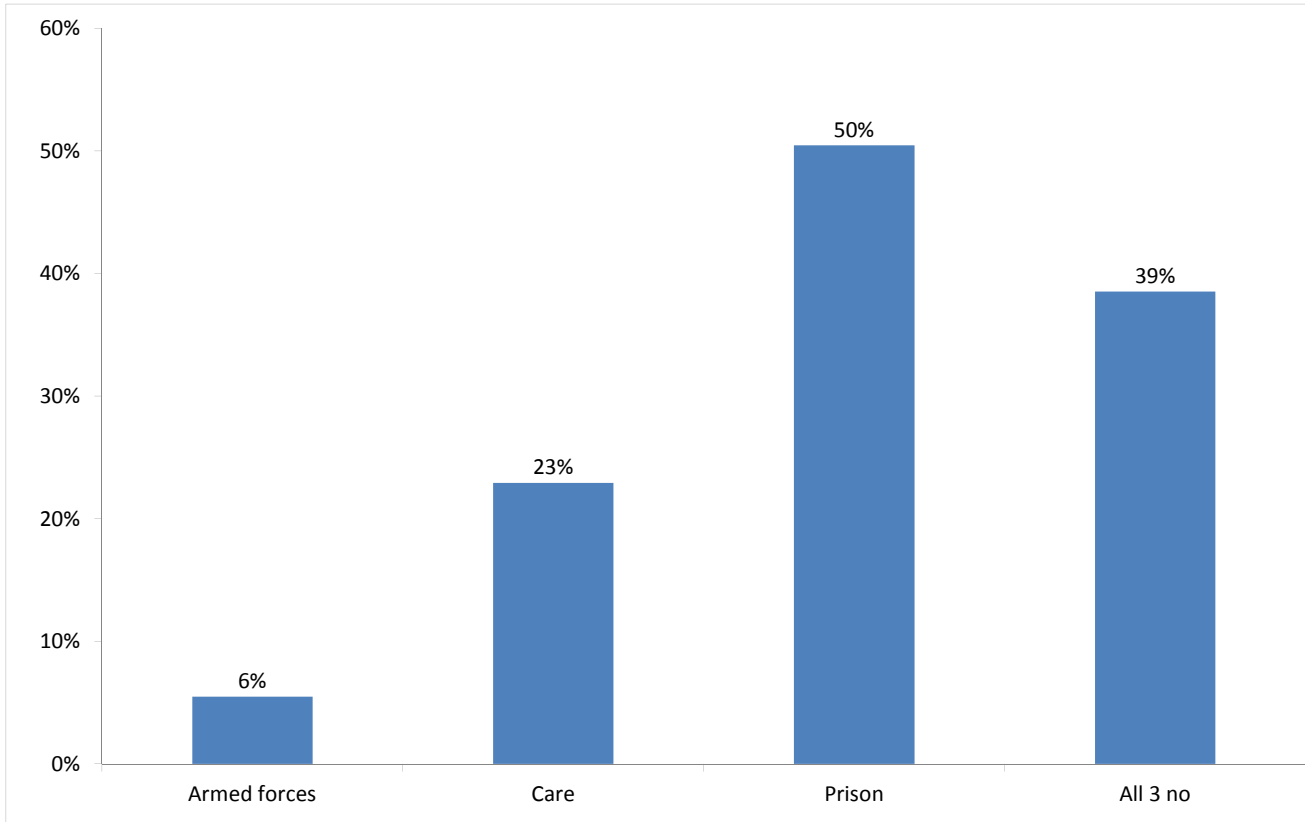
The proportion of people contacted in Lambeth with an alcohol, drugs or mental health support need is consistent with the previous three quarters.

The proportion of people contacted in Lambeth with an alcohol (68%) and drugs (45%) support need is notably higher than the proportion across all boroughs (52%/35%) this quarter.



## 11) Experience of armed forces, care and prison

People contacted by outreach or BBS teams and/or arriving in accommodation in the quarter by experience of the armed forces, care or prison



Base: 109 Note that the base figure for this graph excludes clients where all 3 institutional histories are not known.

6 people contacted in Lambeth this quarter have previously been in the armed forces (10 last quarter).

Of these, 3 people were seen rough sleeping in the same period.

Nationality	Number of people seen rough sleeping	% of people seen rough sleeping*
UK	1	2%
Non-UK	2	4%
<b>Total</b>	<b>3</b>	<b>7%</b>

25 people contacted in Lambeth this quarter have previously been in care (28 last quarter).

55 people contacted in Lambeth this quarter have previously been in prison (65 last quarter).

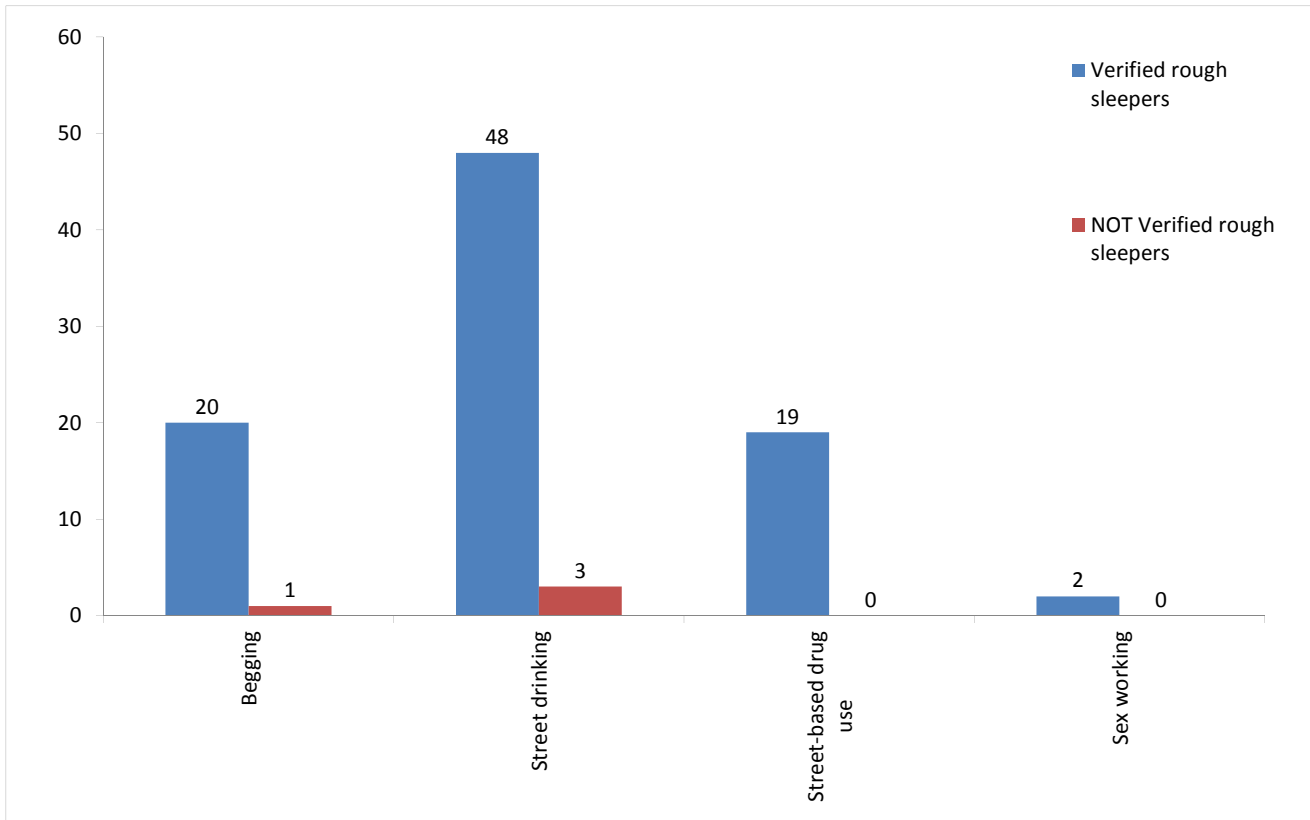
It is possible for someone contacted to have previous experience of more than one institution and so be included in more than one of the above figures. 21 people contacted in the year have been in care and prison.

The proportion of people contacted in Lambeth with previous experience of the armed forces, care or prison is consistent with the previous periods three quarters.

\*The base is all those seen rough sleeping in the period who have been assessed for institutional history: 46

## 12) Street activity

Street population (people who rough sleep and/or engage in a street lifestyle) contacted by outreach who fall into one or more of the street activity categories on CHAIN



Base for verified rough sleepers: 58

Base for people not verified as rough sleepers: 21

Of the 141 verified rough sleepers contacted this quarter, 58 (41%) have been assessed as engaging in one or more street activities.

Some of these people contacted this quarter have been seen engaging in more than one type of street activity at some point.

In addition to the 141 verified rough sleepers contacted in the quarter by outreach or BBS teams, 21 people who are considered vulnerable but have not been seen rough sleeping were also contacted. Of these:

0 had confirmed reconnections;

1 were booked into accommodation across all boroughs;

12 were recorded as having arrived at accommodation reporting to CHAIN.