



**CHAIN**  
**Quarterly Report for**  
**Southwark**  
**October - December 2010**



# CHAIN Quarterly report for Southwark 1st October to 31st December 2010

## Contents

### Outreach Work

#### 1) Rough sleeping

People seen by outreach or building based (BBS) teams in the quarter - rough sleeping or contacted either on the streets or in services

#### 2) Rough sleeping volume

People seen rough sleeping by number of bedded down contacts during the quarter

#### 3) Nationality of rough sleepers

People seen rough sleeping by outreach or BBS teams during the quarter by flow, stock and returner model.

#### 4) People contacted by month

People seen rough sleeping by outreach or building based (BBS) teams by month

#### 5) No booking into accommodation events

People contacted in the quarter with no accommodation events (booking or referrals) by any outreach or BBS team, by total number of street contacts recorded on CHAIN

#### 6) Accommodation and reconnection events (Outreach)

Outreach accommodation (bookings and referrals) and reconnection events achieved in the quarter by type of accommodation

### Wider street population

#### 7) Street activity

Street population (people who rough sleep and/or engage in a street lifestyle) contacted by outreach who fall into one or more of the street activity categories on CHAIN

### Hostels, assessment centres, rolling shelters and second stage accommodation

#### 8) Arrivals

Temporary accommodation arrivals by accommodation project and source of referral.

#### 9) Departures - destination on departure

Departure actions by destination on departure

### Support needs, institutional history and wider street population

#### 10) Support needs

People contacted by outreach or BBS teams and/or arriving in accommodation in the quarter by support needs

#### 11) Experience of armed forces, care or prison

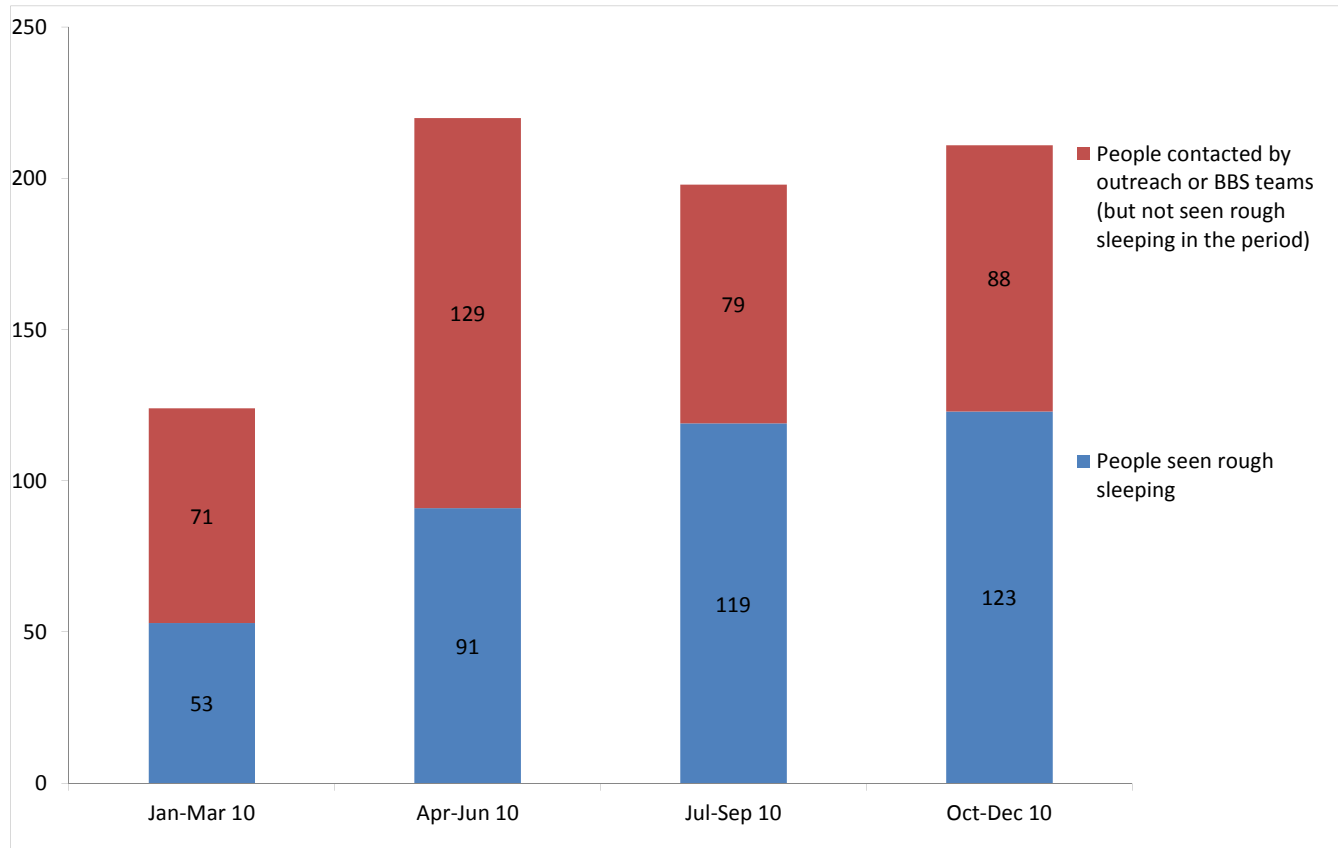
People contacted by outreach or BBS teams and/or arriving in accommodation in the quarter by experience of the armed forces, care or prison

# CHAIN Quarterly report for Southwark

## Outreach Work

### 1) Rough sleeping

People seen by outreach or building based (BBS) teams in the quarter - rough sleeping or contacted either on the streets or in services



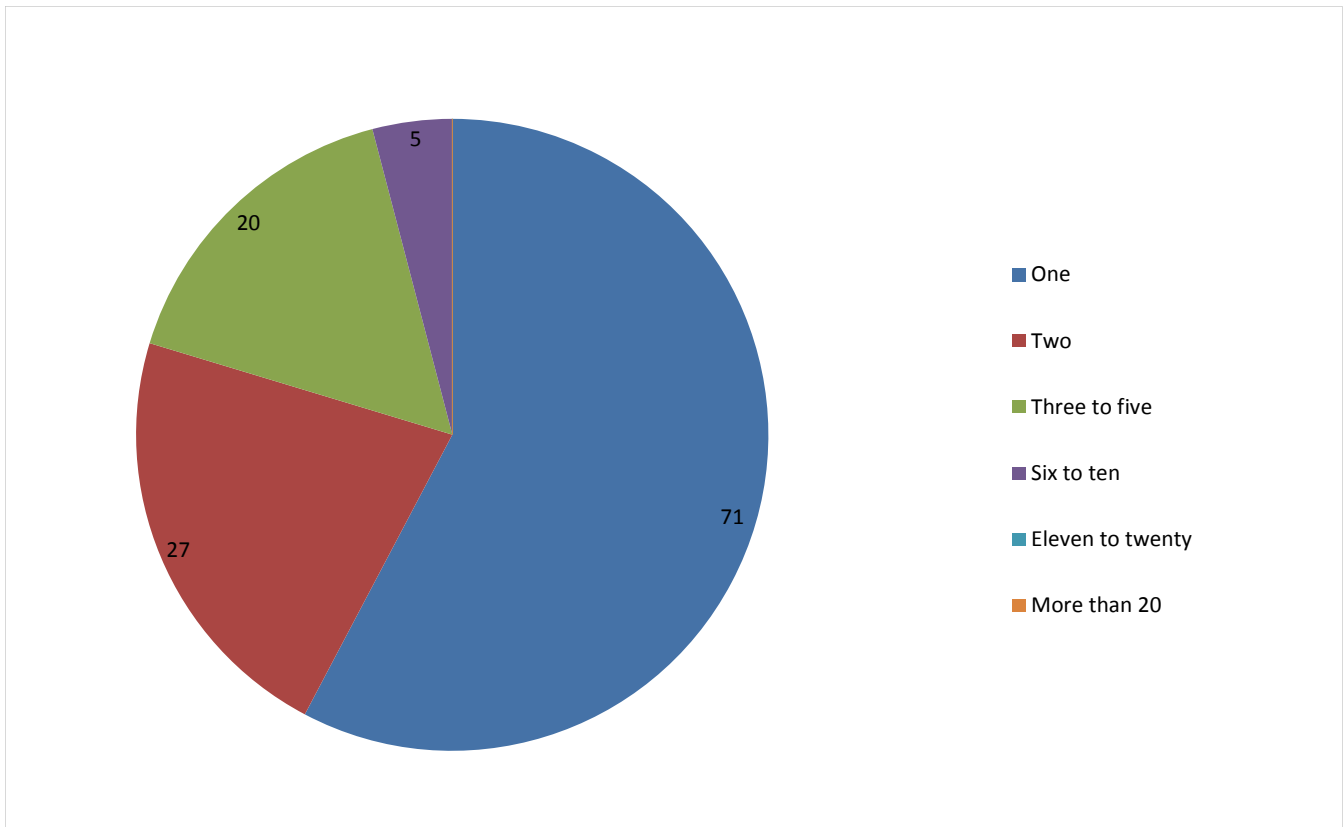
Jan-Mar 10 base: 124  
Apr-Jun 10 base: 220  
Jul-Sep 10 base: 198  
Oct-Dec 10 base: 211

211 verified rough sleepers were contacted by services in Southwark during the quarter. This is an increase from 198 last quarter and compares to 156 in the same quarter last year.

Of these 211, 123 had a bedded down street contact in the quarter and so were known to have slept rough in Southwark during the quarter.

## 2) Rough sleeping volume

People seen rough sleeping by number of bedded down contacts during the quarter



Base: 123

Of the 123 people seen rough sleeping this quarter, 71 only had a single bedded down street contact.

Of the 123 people seen bedded down, 31 were from CEE countries and seen only once during the period.

NB CEE nationals often cannot be offered the same service as other people due to benefit restrictions.

### 3) Nationality of rough sleepers

People seen rough sleeping by outreach or BBS teams during the quarter by flow, stock and returner model.

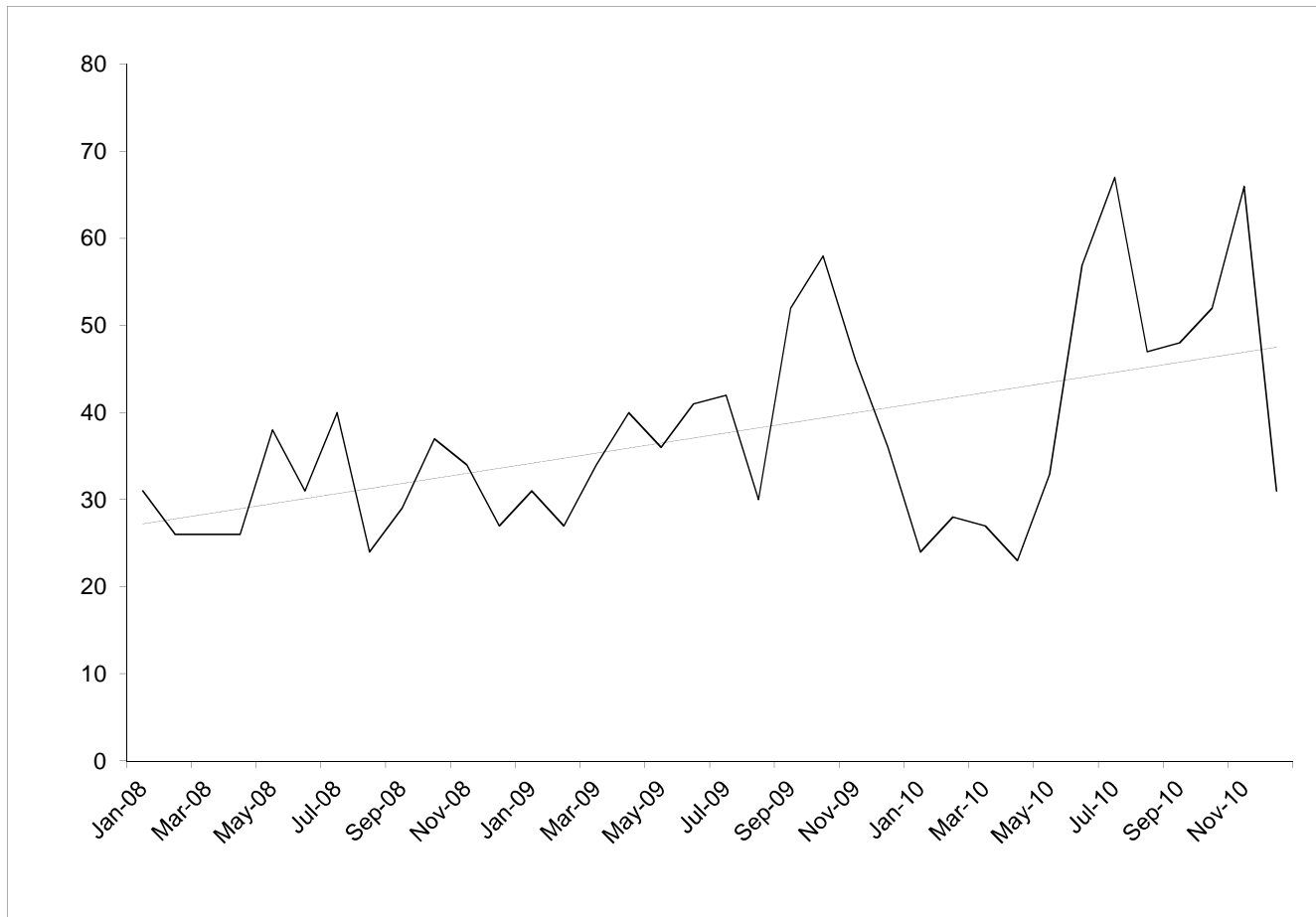
Nationality	Jan-Mar	%	Apr-Jun	%	Jul-Sep	%	Oct-Dec	%
UK	21	41%	31	35%	37	33%	38	32%
Ireland (Republic of)	1	2%	1	1%	2	2%	3	3%
Portugal	1	2%	0	0%	1	1%	2	2%
Bulgaria	0	0%	1	1%	1	1%	2	2%
Czech Republic	3	6%	2	2%	5	5%	5	4%
Estonia	0	0%	0	0%	1	1%	0	0%
Hungary	0	0%	1	1%	0	0%	2	2%
Latvia	0	0%	1	1%	2	2%	4	3%
Lithuania	7	14%	9	10%	13	12%	15	13%
Poland	9	18%	31	35%	20	18%	22	18%
Romania	1	2%	0	0%	5	5%	8	7%
Slovenia	0	0%	0	0%	1	1%	0	0%
Slovakia	1	2%	1	1%	6	5%	6	5%
<b>Central and East European (CEE) sub-total</b>	<b>21</b>	<b>41%</b>	<b>46</b>	<b>52%</b>	<b>54</b>	<b>49%</b>	<b>64</b>	<b>53%</b>
other Europe	3	6%	2	2%	5	5%	6	5%
Eritrea	0	0%	0	0%	0	0%	0	0%
Africa	2	4%	5	6%	9	8%	4	3%
America	0	0%	2	2%	0	0%	1	1%
Asia	2	4%	1	1%	3	3%	2	2%
Australasia	0	0%	0	0%	0	0%	0	0%
<i>Missing</i>	<i>0</i>		<i>1</i>		<i>2</i>		<i>0</i>	
<i>Not known</i>	<i>2</i>		<i>2</i>		<i>6</i>		<i>3</i>	
<b>Total</b>	<b>53</b>		<b>91</b>		<b>119</b>		<b>123</b>	
<b>Total**</b>	<b>51</b>		<b>88</b>		<b>111</b>		<b>120</b>	

Base: 120 Note that the base figure for this graph excludes clients where the nationality is missing or not known (3).

\*\*This total excludes those people seen rough sleeping where their nationality is not known

#### 4) People contacted by month

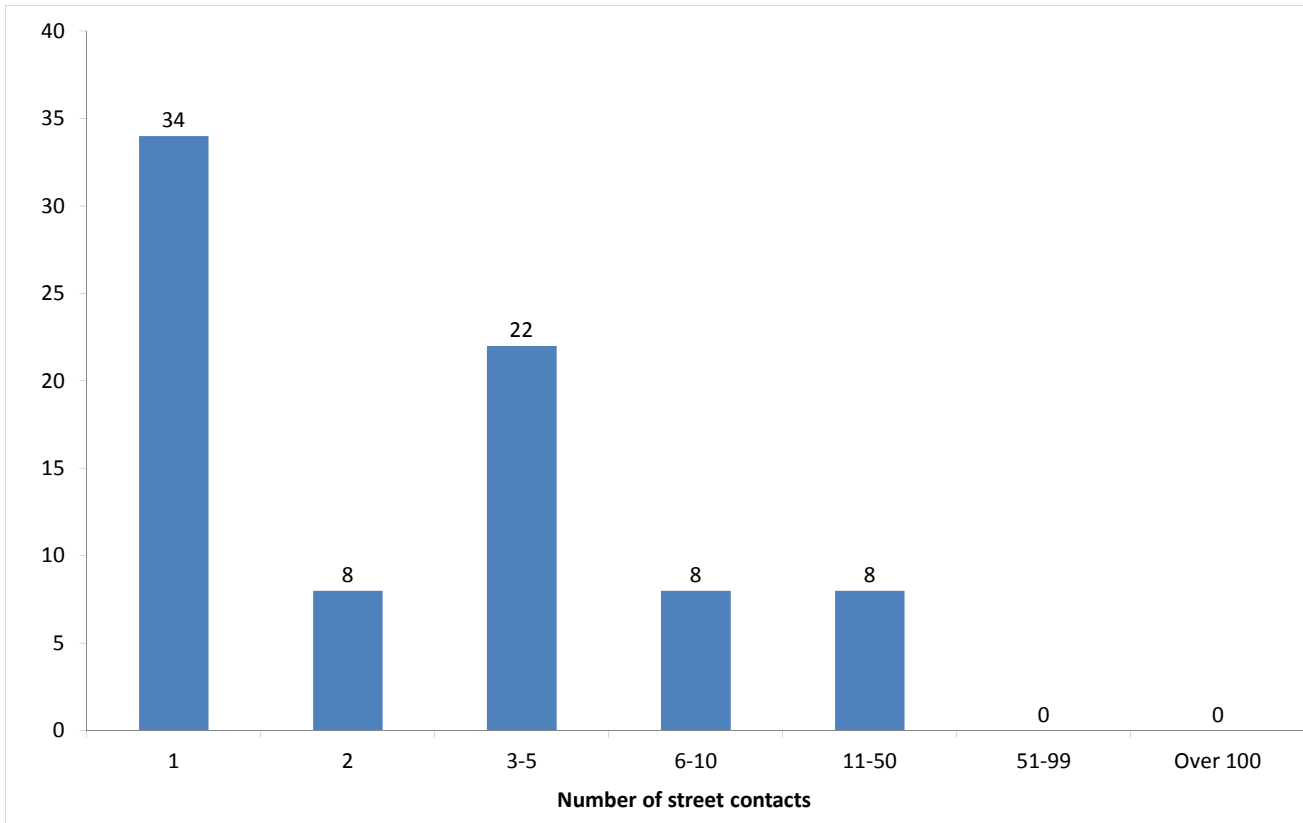
People seen rough sleeping by outreach or building based (BBS) teams by month



The black line shows the total number of people seen rough sleeping.

## 5) No booking into accommodation events

People contacted in the quarter with no accommodation events (booking or referrals) by any outreach or BBS team, by total number of street contacts recorded on CHAIN



Base: 80

80 (38%) verified rough sleepers contacted across Southwark this quarter have never had a booking in action recorded on CHAIN. This has increased slightly from 69 (35%) in the previous period.

71 of these people have slept rough in the quarter, which is 58% of all people sleeping rough this quarter.

34 (43%) of the people who have never had a booking in action recorded on CHAIN have only ever had one street contact recorded, this compares to 20 people (29%) last quarter.

## 6) Accommodation and reconnection events (Outreach)

Outreach accommodation (bookings and referrals) and reconnection events achieved in the quarter by type of accommodation

Accommodation type	No. of events	%
Assessment centre	0	0%
Bed & breakfast	2	1%
Clinic/Detox/Rehab	6	4%
Night Centre	10	7%
Rolling shelter	49	34%
<i>Referrals only (no booking in)</i>	49	
Hostel	52	36%
<i>Referral rejected (no booking in)</i>	2	
Other temporary	0	0%
Second-stage accommodation	2	1%
St Mungo's complex needs	0	0%
St Mungo's semi-independent	0	0%
Clearing House/RSI	2	1%
LA tenancy (general needs)	0	0%
Private rented sector	0	0%
Private rented sector - independent	2	1%
Private rented sector - with some floating support/support	0	0%
RSL tenancy (general needs)	0	0%
Sheltered housing	0	0%
Supported housing	1	1%
Other long-term accommodation	1	1%
<b>Bookings into accommodation total</b>	<b>127</b>	<b>88%</b>
Return to home area	11	8%
Seeking work	2	1%
Move to area for friends/family	3	2%
Move to area with appropriate services	6	4%
Other	0	0%
<b>Reconnections total</b>	<b>18</b>	<b>12%</b>
<b>TOTAL</b>	<b>145</b>	<b>100%</b>

Outreach and BBS teams across Southwark succeeded in reconnecting or booking into accommodation 63 people, 30% of the 211 people contacted during the quarter.

This is a slightly higher proportion than last quarter - (48 people) 24%.

50 people had a total of 127 booking in events. This indicates that individuals can be booked into accommodation (the same type or different) more than once in the quarter.

6 people were booked into long-term accommodation, this compares to 5 people last quarter.

25 people were booked into hostel accommodation. This compares to 20 people last quarter which is consistent with previous periods.

Outreach and BBS teams across Southwark achieved a confirmed reconnection with 18 people they contacted this quarter. This is 9% of the people contacted by outreach or BBS teams this quarter.

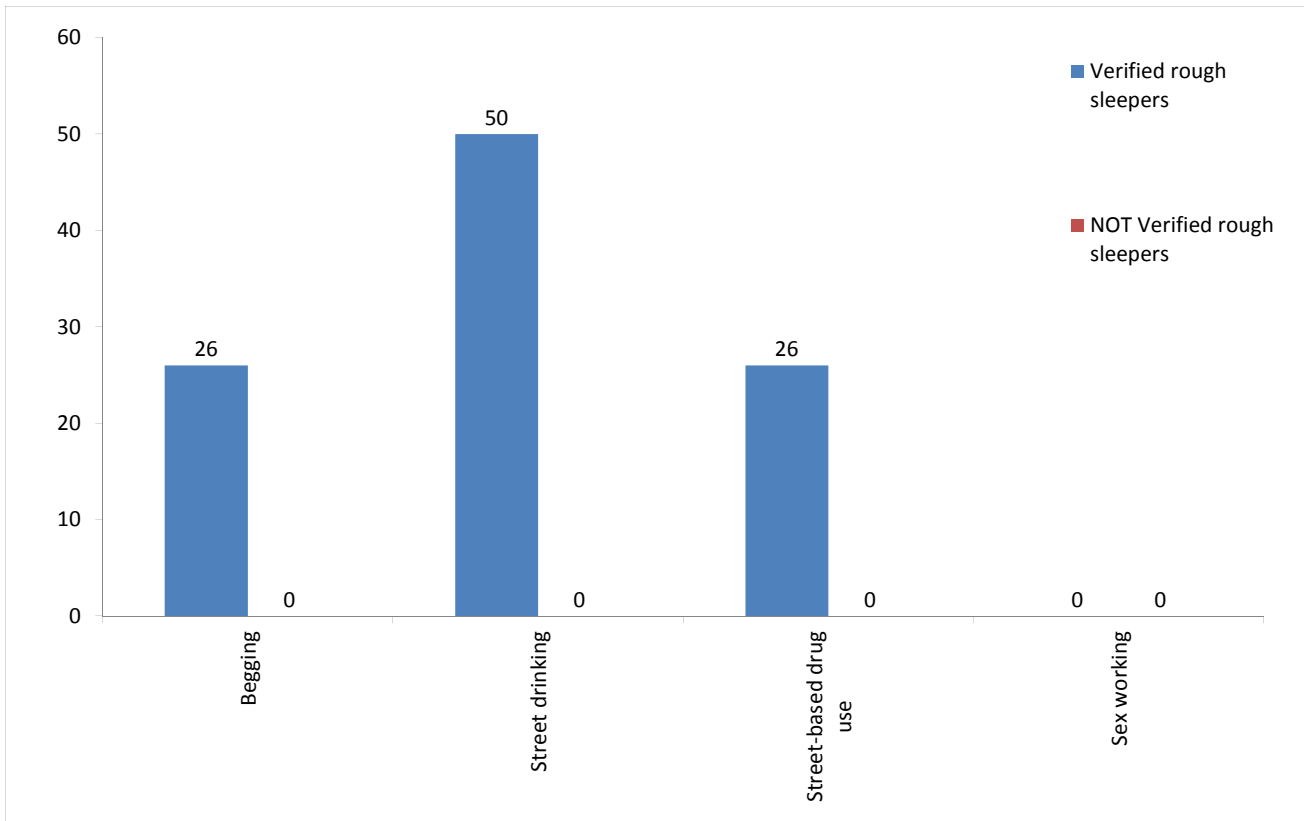
18 confirmed reconnection events were recorded by outreach and BBS teams for verified rough sleepers this quarter.

\* These events are excluded from the total. Referral to hostel is a speculative referral to a hostel, confirmation of which leads to a booking in action being recorded.



## 7) Street activity

Street population (people who rough sleep and/or engage in a street lifestyle) contacted by outreach who fall into one or more of the street activity categories on CHAIN



Base for verified rough sleepers: 78

Base for people not verified as rough sleepers: 0

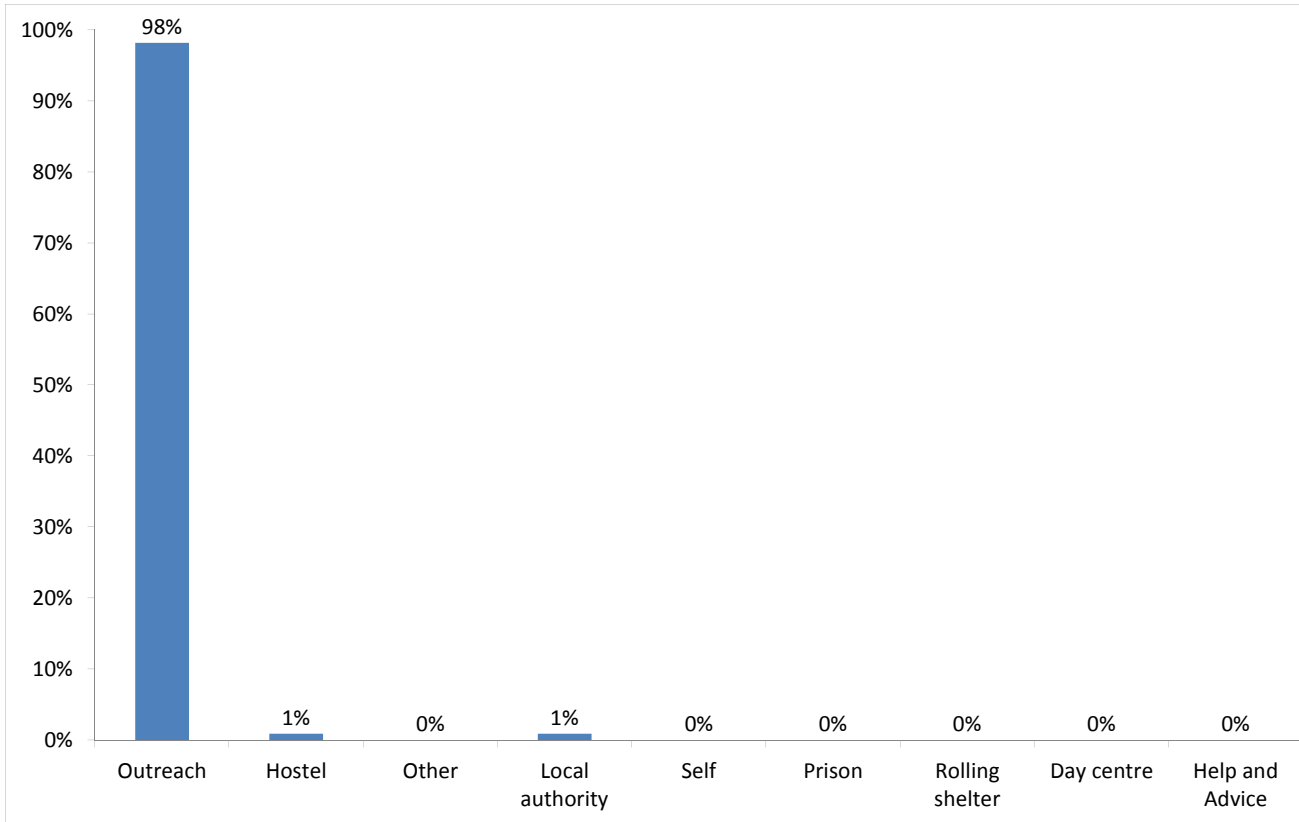
Of the 211 verified rough sleepers contacted this quarter, 78 (37%) have been assessed as engaging in one or more street activities.

Some of these people contacted this quarter have been seen engaging in more than one type of street activity at some point.

## Temporary Accommodation: hostels, assessment centres, rolling shelters and second stage

### 8) Arrivals

Temporary accommodation arrivals by accommodation project and source of referral.



Base: 111

101 people arrived at accommodation in Southwark this year. These 101 people had 111 arrival actions. This indicates that an individual can arrive more than once (at the same accommodation project or different) in a period.

The numbers of people arriving and arrivals are slightly higher than last quarter, Jul-Sep 92 people had 106 arrivals .

The proportion of arrivals to accommodation in Southwark that were referred by outreach or BBS teams and other accommodation projects is consistent with previous periods this quarter.

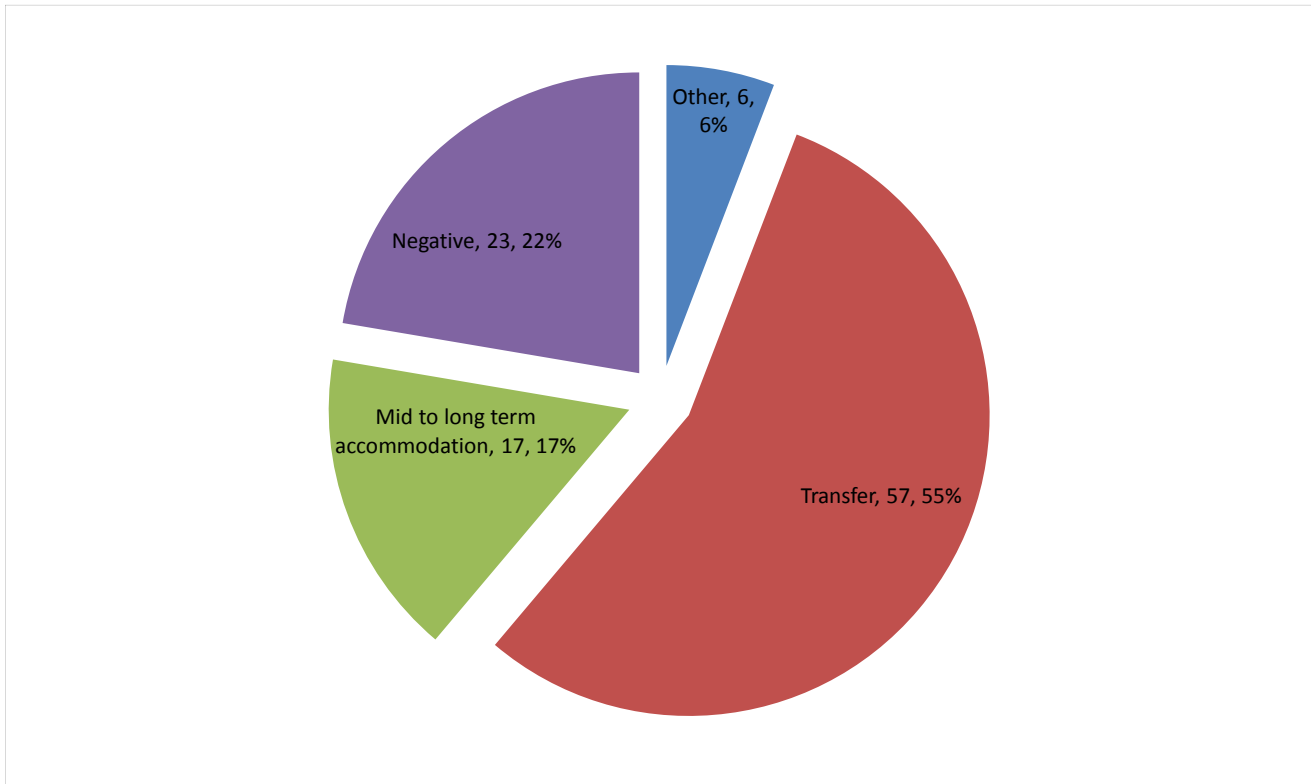
The proportion of arrivals in Southwark referred by outreach or BBS teams (98%) is notably higher than the proportion across all boroughs (84%) this quarter.

Breakdown by accommodation:

Source of referral → Accommodation ↓	BBS - St Mungo's	Westminster SPOT	City Rough Sleepers Team	Ealing SPOT	Heathrow Airport Outreach	Lambeth SORT	Southwark SPOT	SPEAR Outreach	Tower Hamlets SORT	London Street Rescue	St Mungo's internal transfer	Local authority	Total
St Mungo's - Rushworth Street	1	1	9	8	2	26	26	3	4	7			87
Equinox - Joe Richards House							5						5
Salvation Army - David Barker House	1						2						3
St Mungo's - Great Guildford Street						2	8				1		11
St Mungo's - Grange Road							4					1	5
<b>Total</b>	<b>2</b>	<b>1</b>	<b>9</b>	<b>8</b>	<b>2</b>	<b>28</b>	<b>45</b>	<b>3</b>	<b>4</b>	<b>7</b>	<b>1</b>	<b>1</b>	<b>111</b>

## 9) Departures - destination on departure

Departure actions by destination on departure



Base: 102

Destination categories on CHAIN	Chart category	Colour
Care home, Clearing House/RSI, Home area, Hospital - long term, LA tenancy (general needs), Long-term accommodation, Previous home, Private rented sector - independent, Private rented sector - supported, RSL tenancy (general needs), Sheltered Housing, Supported Housing	Mid to long term accommodation	
Bed & Breakfast, Detox clinic, Hostel, Hostel - another organisation, Hostel - within the organisation, Rehab clinic, Temporary accommodation, Psychiatric hospital, Hospital - NOT long term/acute care	Transfer	
Not known, Sleeping rough/returned to streets, Taken into custody	Negative	
Died, Outside London, Staying with family, Staying with friends	Other	

Destination on departure from temporary accommodation	Number	%
Accomm where client is occupier	0	0%
Bed & Breakfast	1	1%
Care home	0	0%
Clearing House/RSI	0	0%
Detox clinic	3	3%
Committed suicide	0	0%
Died	2	2%
Home area	0	0%
Hospital	0	0%
Hospital - long term	0	0%
Hospital - NOT long term/acute care	0	0%
Hostel	0	0%
Hostel - another organisation	21	21%
Hostel - within the organisation	32	31%
LA tenancy (general needs)	1	1%
Long-term accommodation	0	0%
Not known	16	16%
Outside London	0	0%
Previous home (describe type of accomm in notes)	1	1%
Private rented sector - independent	5	5%
Private rented sector - with some floating support/support	5	5%
Psychiatric hospital	0	0%
Rehab clinic	0	0%
Returned to home country (CEE)	0	0%
Returned to home country (non CEE)	0	0%
RSL tenancy (general needs)	1	1%
Sheltered Housing	1	1%
Sleeping rough/Returned to streets	4	4%
Staying with family	1	1%
Staying with friends	3	3%
Supported Housing	2	2%
Taken into custody	3	3%
Temporary accommodation	0	0%
<b>Total</b>	<b>102</b>	<b>100%</b>

52% of people left accommodation to move to another hostel. This is an increase on the previous three periods.

17% of people left accommodation to move to mid to long-term accommodation, this compares to 13% last quarter.

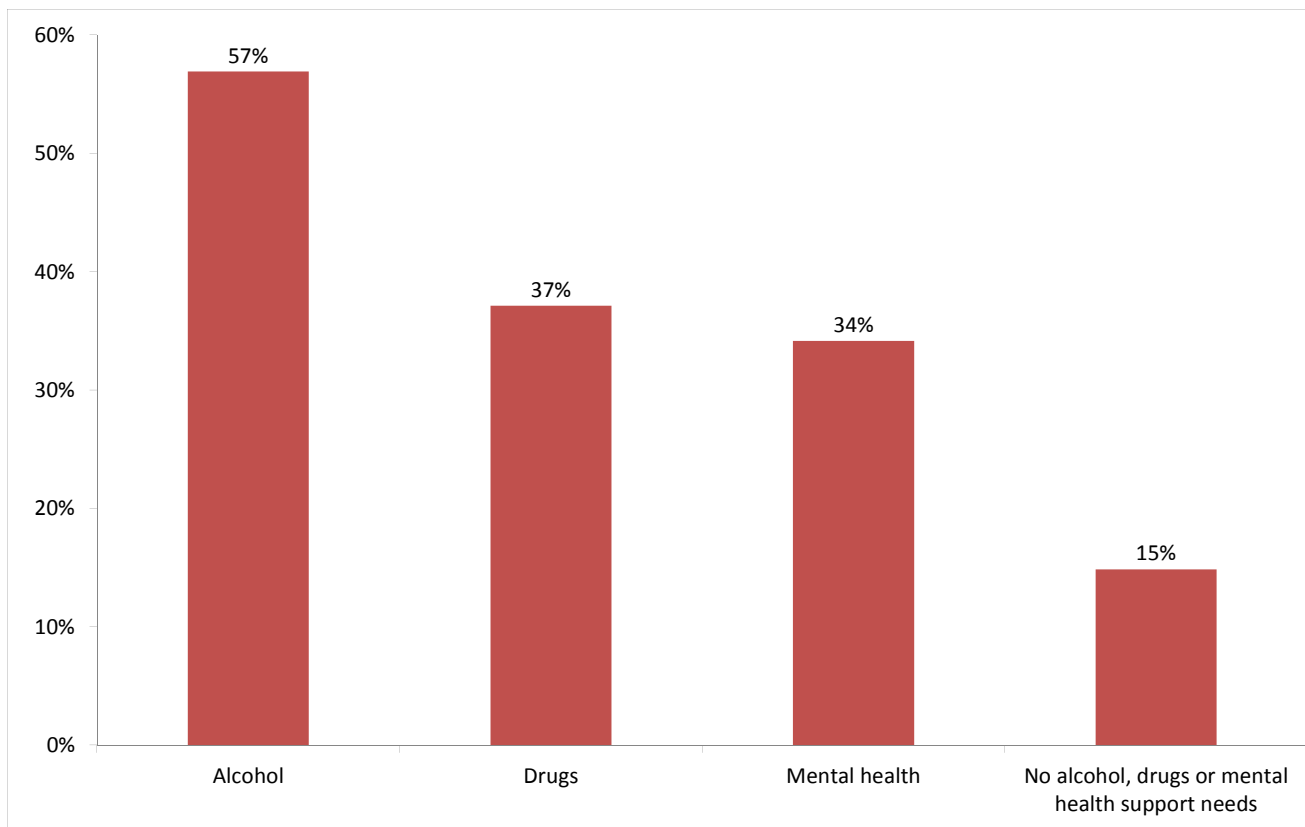
#### Breakdown by accommodation

Destination Accommodation																			Total
	Bed & Breakfast	Detox clinic	Died	Hostel - another organisation	Hostel - within the organisation	LA tenancy (general needs)	Not known	Previous home (describe type of)	Private rented sector -	Private rented sector - with	RSL tenancy (general needs)	Sheltered Housing	Sleeping rough/Returned	Staying with family	Staying with friends	Supported Housing	Taken into custody		
St Mungo's - Rushworth Street	1	3	1	20	31		13	1	5	2		1	1	1	2	2	2	86	
Equinox - Joe Richards House						1											1	2	
Salvation Army - David Barker House							1			3								4	
St Mungo's - Great Guildford Street				1	1		2						3					7	
St Mungo's - Grange Road			1								1				1			3	
<b>Total</b>	<b>1</b>	<b>3</b>	<b>2</b>	<b>21</b>	<b>32</b>	<b>1</b>	<b>16</b>	<b>1</b>	<b>5</b>	<b>5</b>	<b>1</b>	<b>1</b>	<b>4</b>	<b>1</b>	<b>3</b>	<b>2</b>	<b>3</b>	<b>102</b>	

## Client Support Needs/Institutional History

### 10) Support needs

People contacted by outreach or BBS teams and/or arriving in accommodation in the quarter by support needs



Base: 202 Note that the base figure for this graph excludes clients where all 3 support needs are not known or not recorded (90).

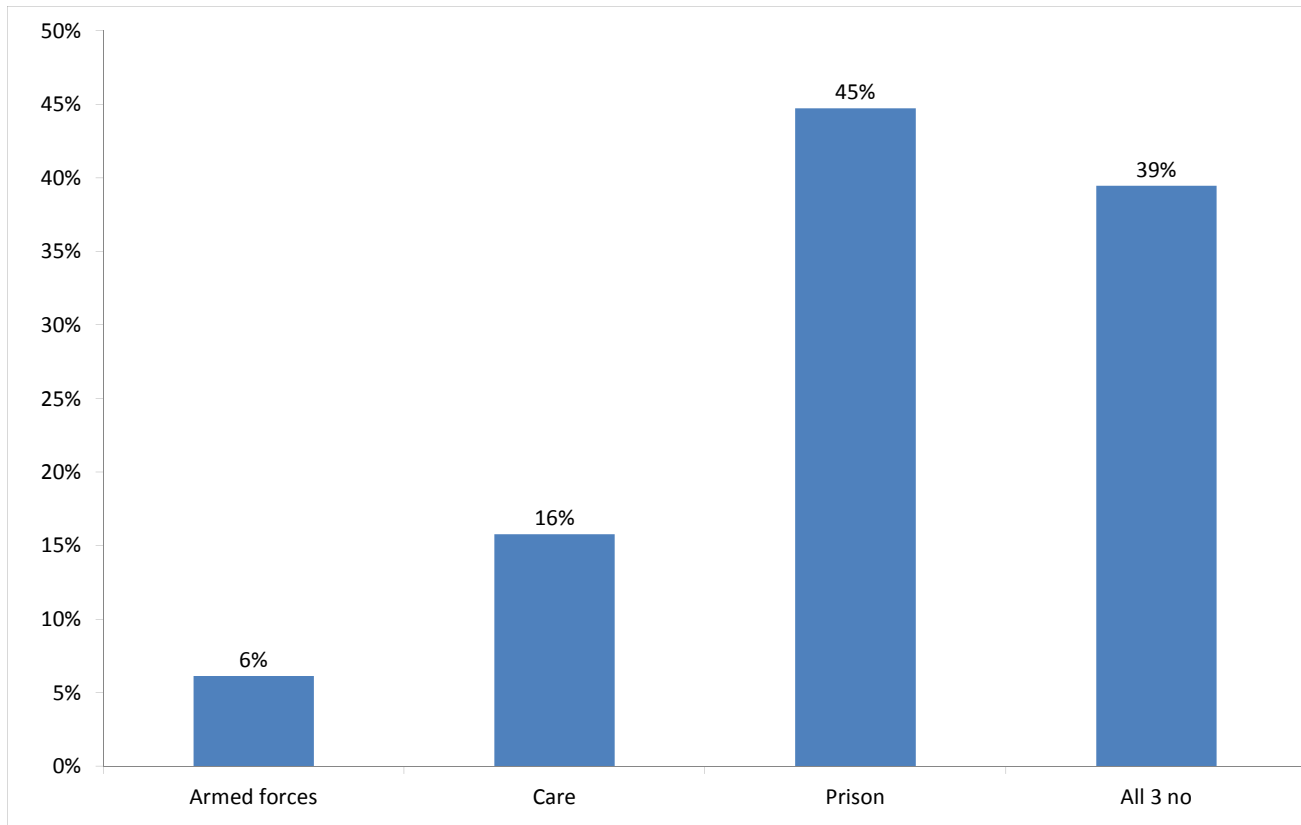
Support Needs	No. of people	%
Alcohol only	54	18%
Drugs only	13	4%
Mental health only	19	7%
Alcohol and drugs	26	9%
Alcohol and mental health	14	5%
Drugs and mental health	15	5%
Alcohol, drugs and mental health	21	7%
All 3 no	30	10%
All 3 not known or not assessed	90	31%
All 3 no, not known or not assessed	10	3%
<b>Total</b>	<b>292</b>	<b>100%</b>

The proportion of people contacted in Southwark with an alcohol, drugs or mental health support need is consistent with the previous three periods.

The proportion of people contacted in Southwark with an alcohol, drugs or mental health support need is consistent with the proportions across all boroughs this quarter.

## 11) Experience of armed forces, care or prison

People contacted by outreach or BBS teams and/or arriving in accommodation in the quarter by experience of the armed forces, care or prison



Base: 114 Note that the base figure for this graph excludes clients where all 3 institutional histories are not known.

7 people contacted in Southwark this quarter have previously been in the armed forces (7 last quarter).

Nationality	Number	%
UK	5	71%
Non-UK	2	29%
<b>Total</b>	<b>7</b>	<b>100%</b>

18 people contacted in Southwark this quarter have previously been in care (19 last quarter).

51 people contacted in Southwark this quarter have previously been in prison (23 last quarter).

It is possible for someone contacted to have previous experience of more than one institution and so be included in more than one of the above figures. 13 people contacted in the year have been in care and prison.