



CHAIN
Quarterly Report for
Southwark
October - December 2011



CHAIN Quarterly report for Southwark 1st October to 31st December 2011

Contents

Outreach Work

1) Rough sleeping

People seen by outreach or building based (BBS) teams in the quarter - rough sleeping or contacted either on the streets or in services

2) Rough sleeping volume

People seen rough sleeping by number of bedded down contacts during the quarter

3) Nationality of rough sleepers

People seen rough sleeping by outreach or BBS teams during the quarter by flow, stock and returner model.

4) People seen rough sleeping by month

People seen rough sleeping by outreach or building based (BBS) teams by month

5) No booking into accommodation events

People contacted in the quarter with no accommodation events (booking or referrals) by any outreach or BBS team, by total number of street contacts recorded on CHAIN

6) Booking into accommodation and reconnection events

Outreach accommodation (bookings and referrals) and reconnection events achieved in the quarter by type of accommodation

Hostels, assessment centres, rolling shelters and second stage accommodation

7) Arrivals

Temporary accommodation arrivals by accommodation project and source of referral.

8) Departures - destination on departure

Departure actions by destination on departure

9) Departures - reason for leaving

Departures by whether or not the departure was planned or unplanned

Support needs and institutional history

10) Support needs

People contacted by outreach or BBS teams and/or arriving in accommodation in the quarter by support needs

11) Experience of armed forces, care and prison

People contacted by outreach or BBS teams and/or arriving in accommodation in the quarter by experience of the armed forces, care or prison

Wider street population

12) Street activity

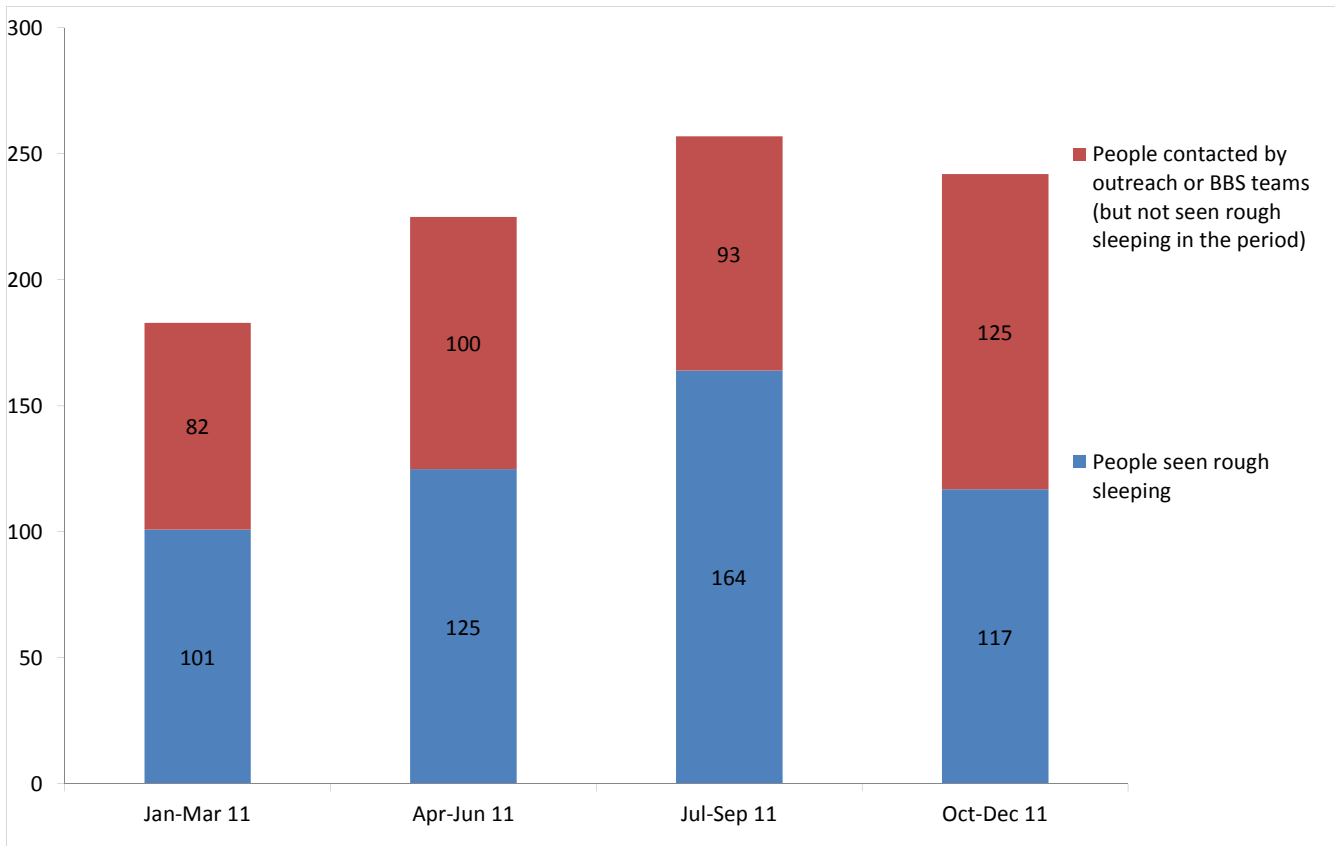
Street population (people who rough sleep and/or engage in a street lifestyle) contacted by outreach who fall into one or more of the street activity categories on CHAIN

CHAIN Quarterly report for Southwark

Outreach Work

1) Rough sleeping

People seen by outreach or building based (BBS) teams in the quarter - rough sleeping or contacted either on the streets or in services



Jan-Mar 11 base: 183
Apr-Jun 11 base: 225
Jul-Sep 11 base: 257
Oct-Dec 11 base: 242

242 verified rough sleepers were contacted by services in Southwark during the quarter. This is a decrease from 257 last quarter and compares to 211 in the same quarter last year.

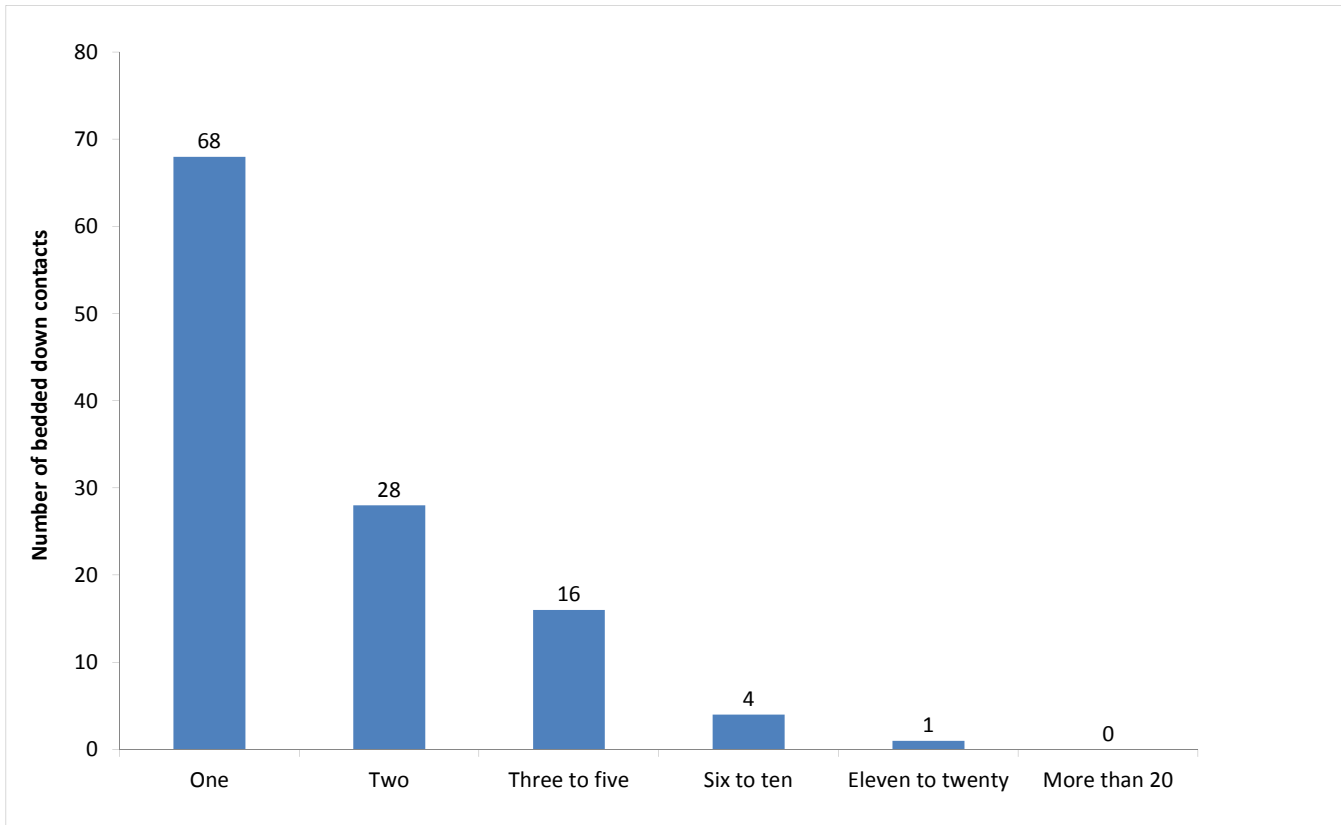
Of these 242, 117 had a bedded down street contact in the quarter and so were known to have slept rough in Southwark during the quarter. The number sleeping rough this quarter has decreased by 29%.

In the same period last year, 123 people were seen sleeping rough.

48 people were seen rough sleeping for the first time this quarter (flow). This compares to 76 in the previous quarter, a decrease of 37%.

2) Rough sleeping volume

People seen rough sleeping by number of bedded down contacts during the quarter



Base: 117

Of the 117 people seen rough sleeping this quarter, 68 only had a single bedded down street contact.

Of the 117 people seen bedded down, 24 were from CEE countries and seen only once during the period.

NB CEE nationals often cannot be offered the same service as other people due to benefit restrictions.

3) Nationality of rough sleepers

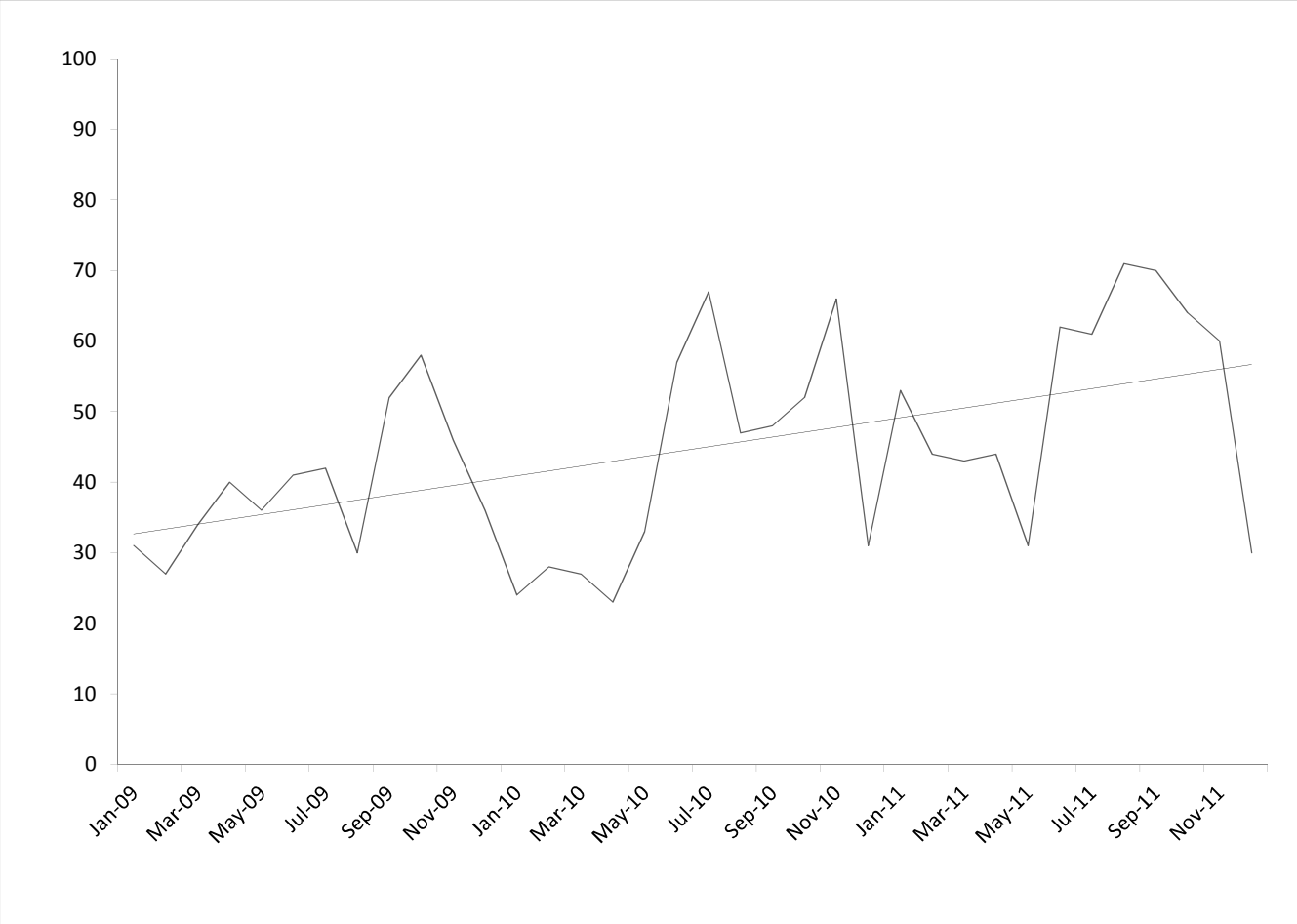
People seen rough sleeping by outreach or BBS teams during the quarter by flow, stock and returner model.

Nationality	Jan-Mar	%	Apr-Jun	%	Jul-Sept	%	Oct-Dec	%
UK	31	32%	33	30%	41	27%	36	31%
Ireland (Republic of)	3	3%	2	2%	2	1%	3	3%
Portugal	1	1%	0	0%	3	2%	3	3%
Bulgaria	0	0%	1	1%	3	2%	0	0%
Czech Republic	10	10%	4	4%	7	5%	3	3%
Estonia	0	0%	0	0%	1	1%	0	0%
Hungary	1	1%	8	7%	4	3%	7	6%
Latvia	3	3%	3	3%	2	1%	4	3%
Lithuania	7	7%	7	6%	13	8%	9	8%
Poland	18	18%	23	21%	40	26%	27	23%
Romania	3	3%	6	5%	12	8%	5	4%
Slovenia	0	0%	0	0%	0	0%	0	0%
Slovakia	4	4%	3	3%	3	2%	1	1%
Central and East European (CEE) sub-total	46	47%	55	50%	85	56%	56	48%
other Europe	8	8%	5	5%	8	5%	6	5%
Eritrea	0	0%	0	0%	0	0%	1	1%
Africa	8	8%	7	6%	8	5%	6	5%
America	0	0%	2	2%	3	2%	1	1%
Asia	1	1%	6	5%	2	1%	4	3%
Australasia	0	0%	0	0%	1	1%	0	0%
<i>Missing</i>	1		1		3			
<i>Not known</i>	2		14		8		1	
Total	101		125		164		117	
Total**	98	100%	110	100%	153	100%	116	100%

Base: 116 Note that the base figure for this graph excludes clients where the nationality is missing or not known (1).

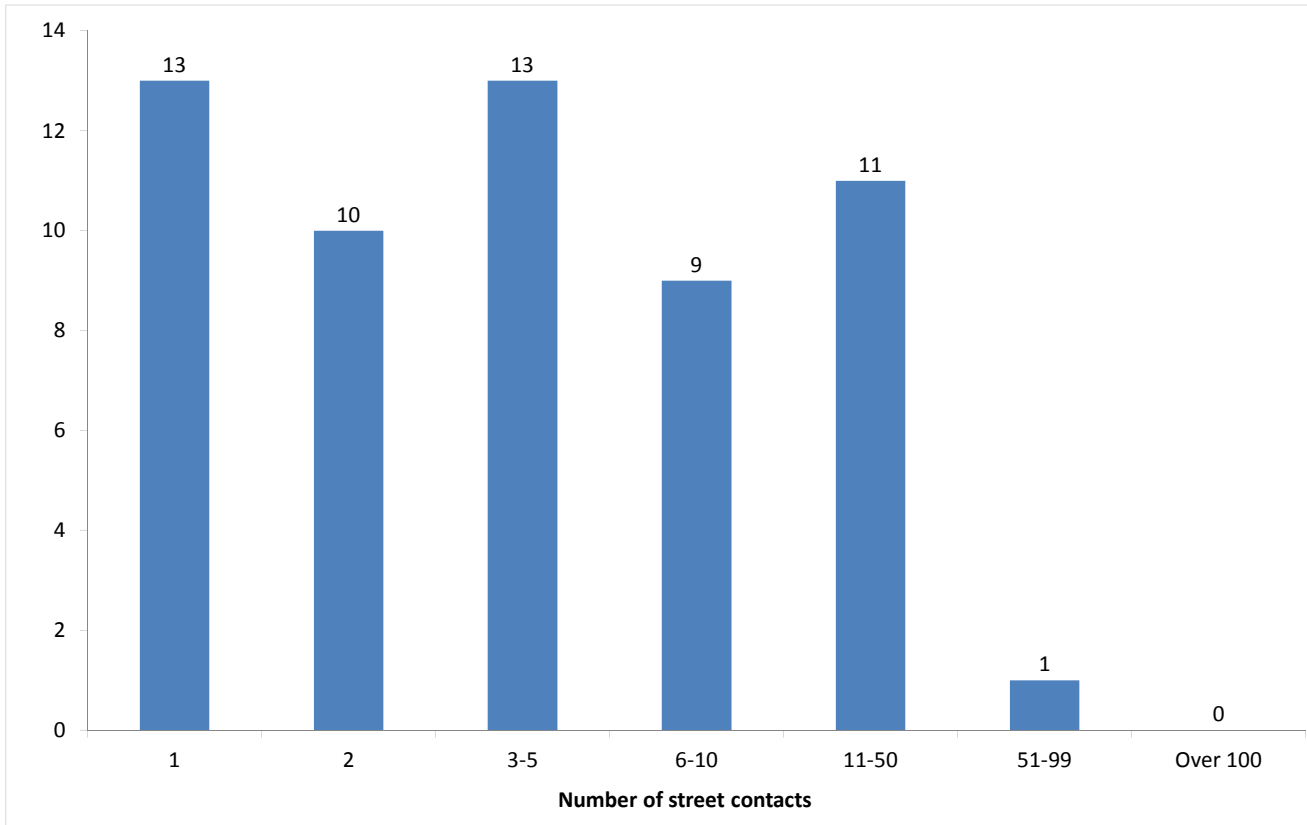
4) People seen rough sleeping by month

People seen rough sleeping by outreach or building based (BBS) teams by month



5) No booking into accommodation events

People contacted in the quarter with no accommodation events (booking or referrals) by any outreach or BBS team, by total number of street contacts recorded on CHAIN



Base: 57

57 (24%) verified rough sleepers contacted across Southwark this quarter have never had a booking in action recorded on CHAIN. This is consistent with the previous three quarters.

38 of these people have slept rough in the quarter, which is 32% of all people sleeping rough this quarter.

13 (23%) of the people who have never had a booking in action recorded on CHAIN have only ever had 1 street contact recorded.

6) Booking into accommodation and reconnection events

Outreach accommodation (bookings and referrals) and reconnection events achieved in the quarter by type of accommodation

Accommodation type	Oct-Dec	%	Jul-Sept	%
Assessment centre	0	0%	0	0%
Bed & breakfast	6	7%	5	6%
Clinic/Detox/Rehab	5	5%	6	7%
Night Centre	0	0%	0	0%
Rolling shelter	40	43%	36	44%
Hostel	23	25%	22	27%
Other temporary	0	0%	0	0%
Second-stage accommodation	0	0%	0	0%
St Mungo's complex needs	1	1%	0	0%
St Mungo's semi-independent	0	0%	0	0%
Clearing House/RSI	1	1%	0	0%
LA tenancy (general needs)	0	0%	0	0%
Private rented sector	0	0%	0	0%
Private rented sector - independent	4	4%	0	0%
Private rented sector - with some floating support/support	0	0%	0	0%
RSL tenancy (general needs)	0	0%	0	0%
Sheltered housing	0	0%	0	0%
Supported housing	0	0%	0	0%
Other long-term accommodation	0	0%	0	0%
Bookings into accommodation total	80	87%	69	85%
Return to home area	7	8%	8	10%
Seeking work	1	1%	2	2%
Move to area for friends/family	3	3%	6	7%
Move to area with appropriate services	7	8%	3	4%
Other	0	0%	0	0%
Reconnections total	12	13%	12	15%
TOTAL	92	100%	81	100%

Outreach and BBS teams across Southwark succeeded in reconnecting or booking into accommodation 64 people, 26% of the 242 people contacted during the quarter.

This is consistent with the previous two periods.

57 people had a total of 80 booking in events. This indicates that individuals can be booked into accommodation (the same type or different) more than once in the quarter.

No one was booked into long-term accommodation. This is consistent with the previous two periods.

21 people were booked into hostel accommodation. This is consistent with the previous two periods.

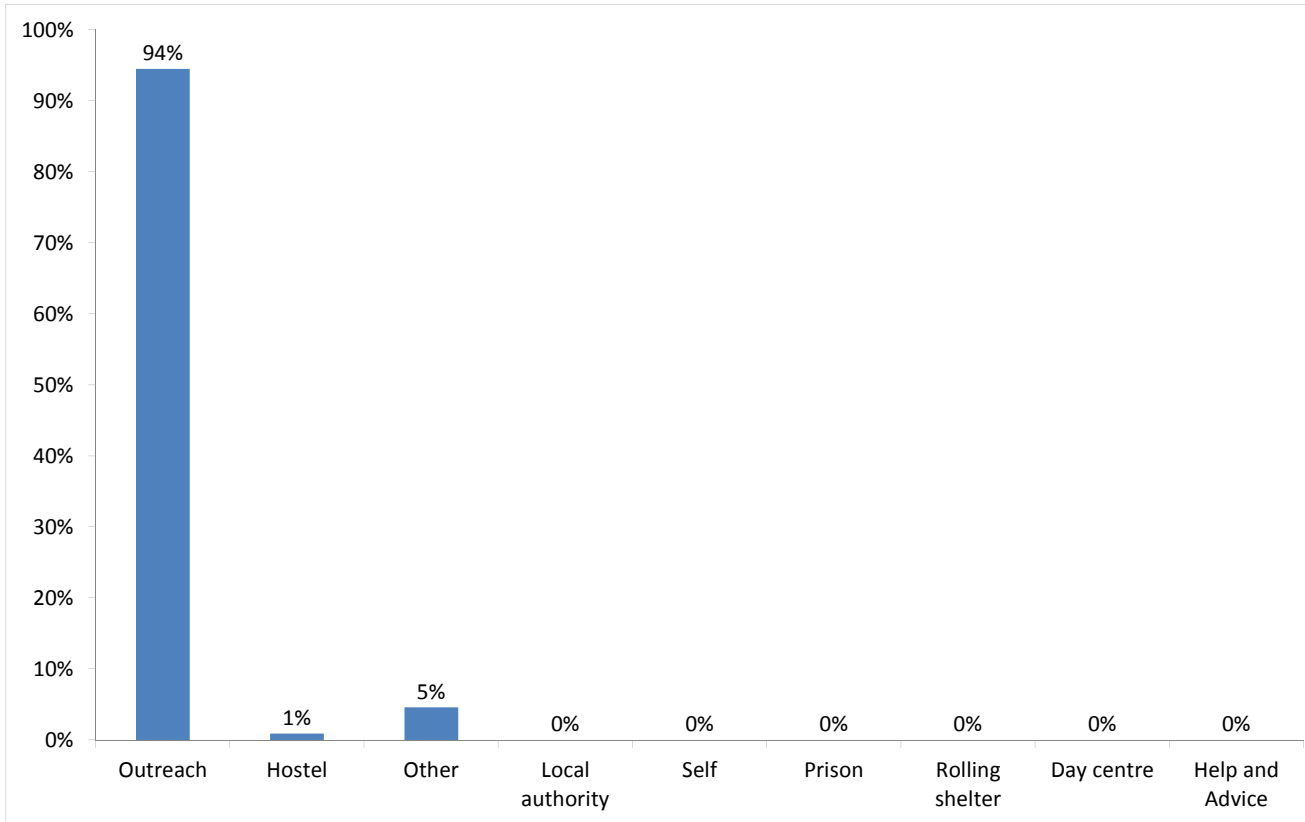
Outreach and BBS teams across Southwark achieved a confirmed reconnection with 12 people they contacted this quarter. This is 5% of the people contacted by outreach or BBS teams this quarter.

12 confirmed reconnection events were recorded by outreach and BBS teams for verified rough sleepers this quarter. In addition, the team recorded 6 such actions for the wider street population (people not seen sleeping rough).

Temporary Accommodation: hostels, assessment centres, rolling shelters and second stage

7) Arrivals

Temporary accommodation arrivals by accommodation project and source of referral.



Base: 109

98 people arrived at accommodation in Southwark this year. These 98 people had 109 arrival actions. This indicates that an individual can arrive more than once (at the same accommodation project or different) in a period.

The numbers of people arriving and arrivals has been generally rising over the course of the year: Jan-Mar, 96; Apr-Jun, 88; Jul-Sept, 102.

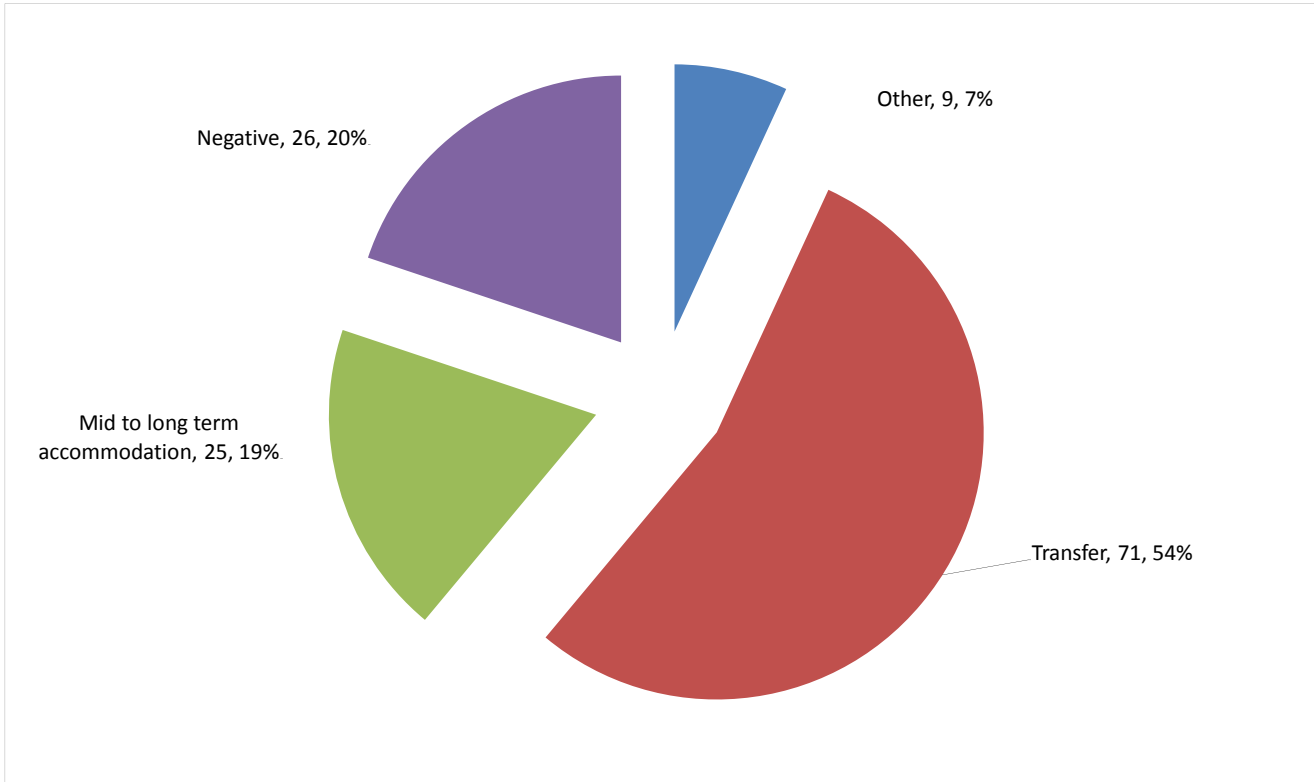
The proportion of arrivals to accommodation in Southwark that were referred by outreach or BBS teams and other accommodation projects is consistent with the previous two periods.

Breakdown by accommodation:

Source of referral Accommodation	City Rough Sleepers Team	Ealing SPOT	Heathrow Airport Outreach	Lambeth SORT	Southwark SPOT	Tower Hamlets SORT	London Street Rescue	Pilion Islington Outreach	Hostel	other referral source)	Total
St Mungo's - Rushworth Street	7	10	4	17	31	6	18				93
Look Ahead - Joe Richards House									1		1
Salvation Army - David Barker House	1				3			1		4	9
St Mungo's - Great Guildford Street					1						1
St Mungo's - Grange Road					4					1	5
Total	8	10	4	17	39	6	18	1	1	5	109

8) Departures - destination on departure

Departure actions by destination on departure



Base: 131

Destination categories on CHAIN	Chart category	Colour
Care home, Clearing House/RSI, Home area, Hospital - long term, LA tenancy (general needs), Long-term accommodation, Previous home, Private rented sector - independent, Private rented sector - supported, RSL tenancy (general needs), Sheltered Housing, Supported Housing	Mid to long term accommodation	
Bed & Breakfast, Detox clinic, Hostel, Hostel - another organisation, Hostel - within the organisation, Rehab clinic, Temporary accommodation, Psychiatric hospital, Hospital - NOT long term/acute care	Transfer	
Not known, Sleeping rough/returned to streets, Taken into custody	Negative	
Died, Outside London, Staying with family, Staying with friends	Other	

Destination on departure from temporary accommodation	Number	%
Accomm where client is owner	1	1%
Bed & Breakfast	8	6%
Clearing House/RSI	6	5%
Detox clinic	3	2%
Died	1	1%
Hospital - long term	1	1%
Hostel - another organisation	35	27%
Hostel - within the organisation	20	15%
LA tenancy (general needs)	3	2%
Not known	15	11%
Private rented sector - independent	3	2%
Private rented sector - with some floating support/support	1	1%
Psychiatric hospital	1	1%
Returned to home country (EEA)	2	2%
RSL tenancy (general needs)	1	1%
Sheltered Housing	2	2%
Sleeping rough/Returned to streets	7	5%
Staying with family	2	2%
Staying with friends	6	5%
Supported Housing	5	4%
Taken into custody	4	3%
Temporary accommodation (LA)	4	3%
Total	131	99%

123 people departed from accommodation in Southwark this quarter. These people had 131 departure actions. This indicates that an individual can depart from more than once (at the same accommodation project or different) in a period.

42% of people left accommodation to move to another hostel. This is consistent with last quarter.

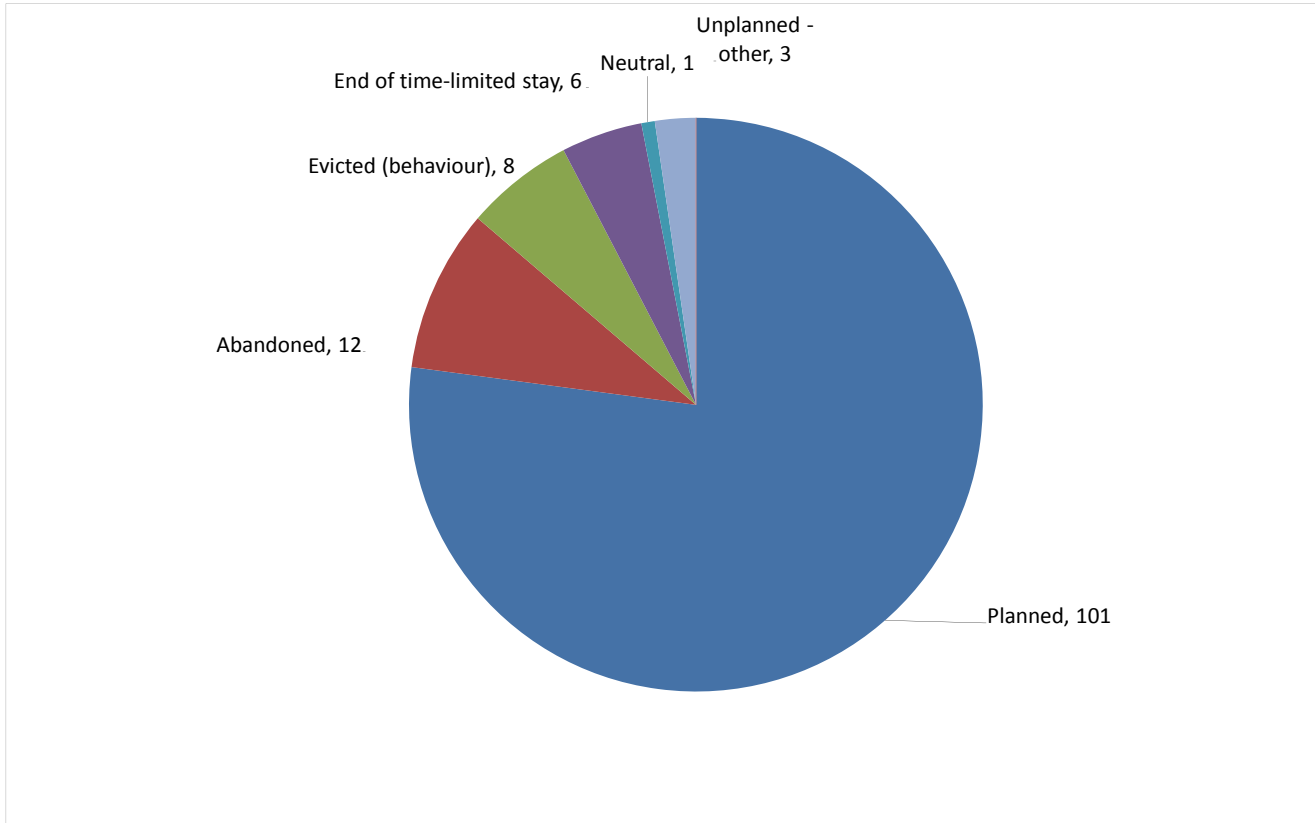
19% of people left accommodation to move to mid to long-term accommodation. This is consistent with the previous three quarters.

Breakdown by accommodation

Destination Accommodation	Accomm where client is owner	Bed & Breakfast	Clearing House/RSJ	Detox clinic	Died	Hospital - long term	Hostel - another organisation	Hostel - within the organisation	LA tenancy (general needs)	Not known	Private rented sector -	Private rented sector - with	Psychiatric hospital	Returned to home country (EEA)	RSL tenancy (general needs)	Sheltered Housing	Sleeping rough/Returned	Staying with family	Staying with friends	Supported Housing	Taken into custody	accommodation (LA)	Total
St Mungo's - Rushworth Street	1	8		2		1	31	14		8	3	1	1	2		2	7	1	5	2	2	4	95
Look Ahead - Joe Richards House										1											1		2
Salvation Army - David Barker House			6		1		1			2					1							1	12
St Mungo's - Copleston Road																		1					1
St Mungo's - Great Guildford Street				1			2	4	2										1	3			13
St Mungo's - Grange Road							1	2	1	4													8
Total	1	8	6	3	1	1	35	20	3	15	3	1	1	2	1	2	7	2	6	5	4	4	131

9) Departures - reason for leaving

Departures by whether or not the departure was planned or unplanned



Base: 131

123 people departed from accommodation in Southwark this year. These 123 people had 131 departure actions. This indicates that an individual can depart more than once (from the same accommodation project or different) in a period.

The number of people departing and departures has been generally rising over the past year: Jan-Mar, 98; Apr-Jun, 84; Jul-Sept, 117.

77% of departures were due to a planned move. This is higher than last quarter, but consistent with the same quarter last year: Oct-Dec 2010, 75%; Jan-Mar, 78%; Apr-Jun, 61%; Jul-Sept, 69%.

9% of departures were due to abandonments. This is consistent with the previous three quarters and with the proportion across all boroughs this quarter.

6% of departures were due to evictions. This is consistent with the previous three quarters and with the proportion across all boroughs this quarter.

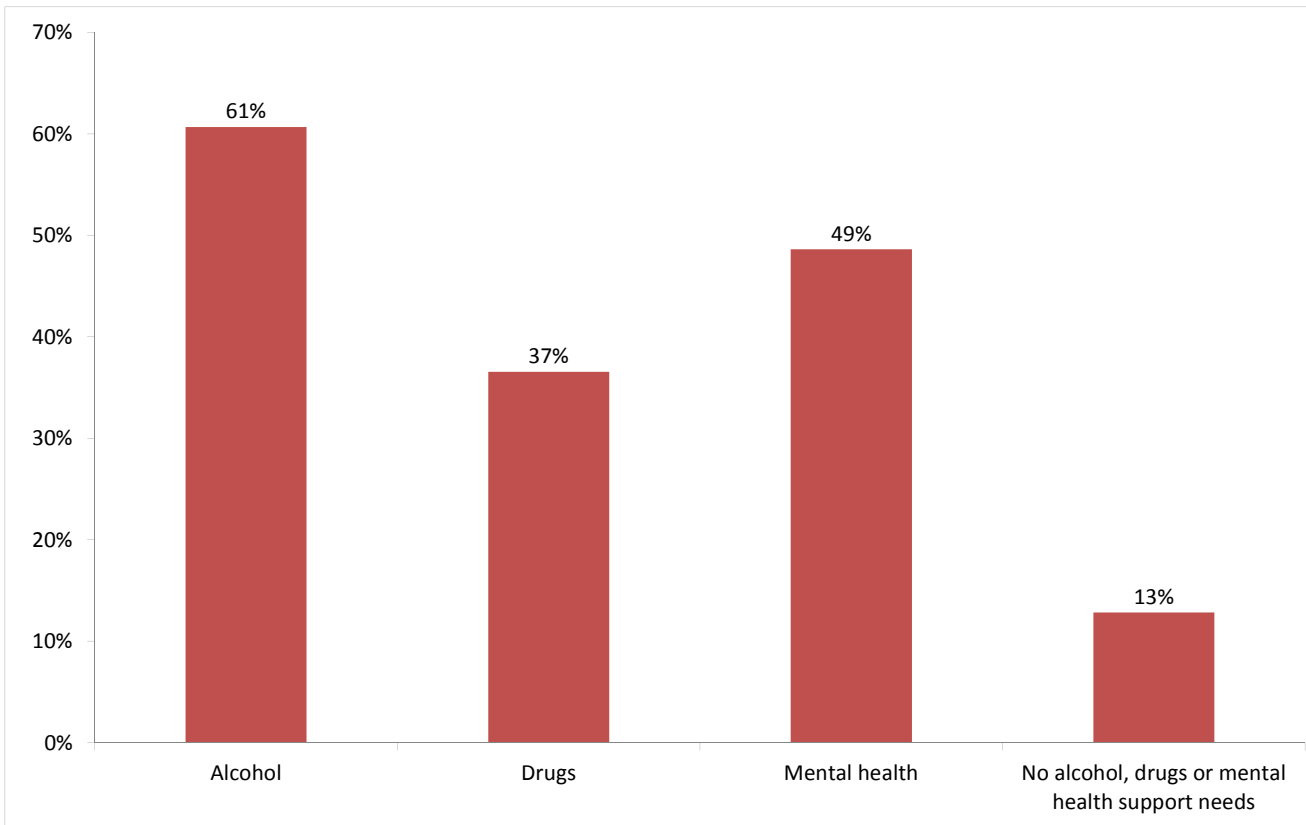
Breakdown by accommodation

Planned/Unplanned Accommodation	Planned	Abandoned Evicted (behaviour)	End of time- limited stay	Neutral	Unplanned - other	Total
St Mungo's - Rushworth Street	76	7	6	5	1	95
Look Ahead - Joe Richards House		1			1	2
Salvation Army - David Barker House	8	1		1	1	12
St Mungo's - Copleston Road	1					1
St Mungo's - Great Guildford Street	13					13
St Mungo's - Grange Road	3	3	2			8
Total	101	12	8	6	3	131

Client Support Needs/Institutional History

10) Support needs

People contacted by outreach or BBS teams and/or arriving in accommodation in the quarter by support needs



Base: 257 Note that the base figure for this graph excludes clients where all 3 support needs are not known or not recorded (51).

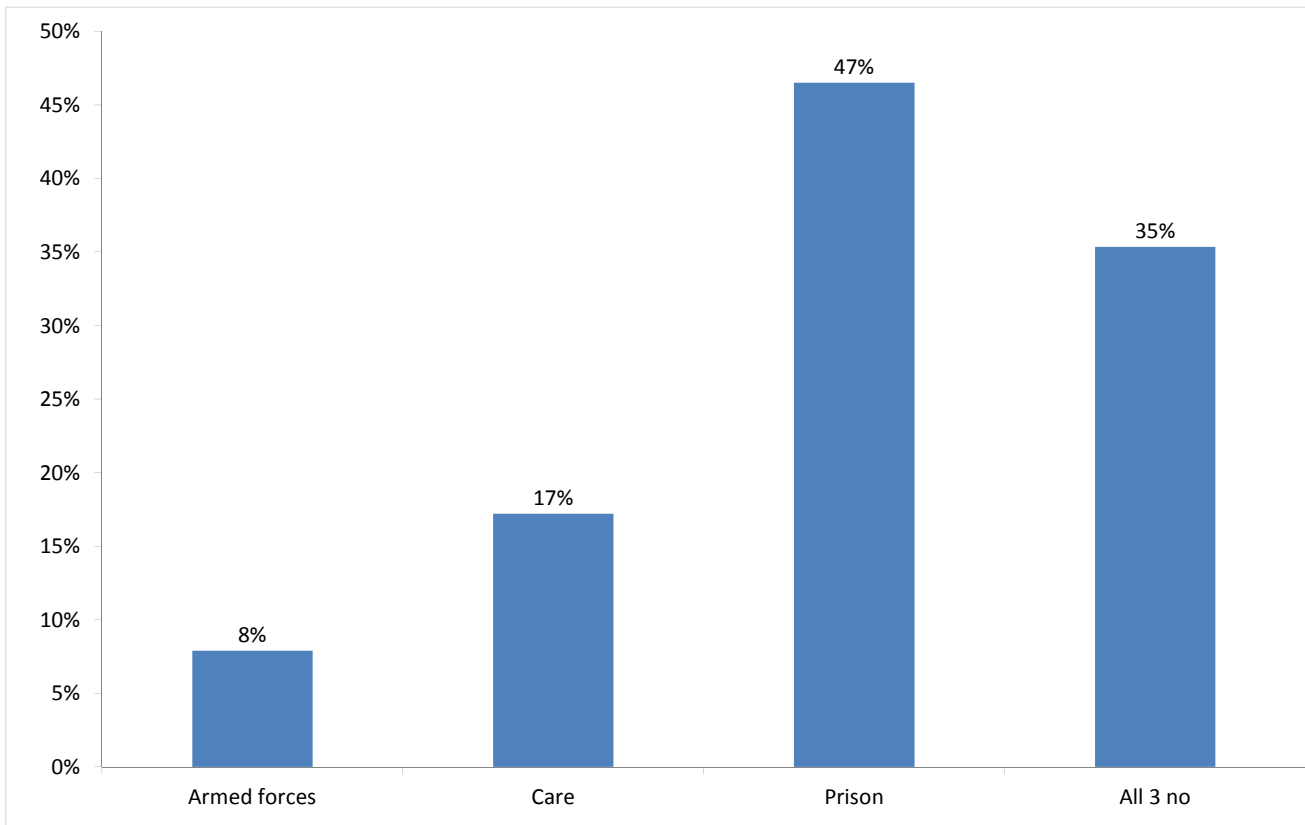
Support Needs	No. of people	%
Alcohol only	47	15%
Drugs only	19	6%
Mental health only	32	10%
Alcohol and drugs	27	9%
Alcohol and mental health	45	15%
Drugs and mental health	11	4%
Alcohol, drugs and mental health	37	12%
All 3 no	33	11%
All 3 not known or not assessed	51	17%
All 3 no, not known or not assessed	6	2%
Total	308	100%

The proportion of people contacted in Southwark with an alcohol, drugs or mental health support need is consistent with the previous three periods.

The proportion of people contacted in Southwark with an alcohol support need (61%) is higher than the proportion across all boroughs this quarter, 52%.

11) Experience of armed forces, care and prison

People contacted by outreach or BBS teams and/or arriving in accommodation in the quarter by experience of the armed forces, care or prison



Base: 215 Note that the base figure for this graph excludes clients where all 3 institutional histories are not known.

17 people contacted in Southwark this quarter have previously been in the armed forces (15 last quarter).

Nationality	Number of people seen rough sleeping	% of people seen rough sleeping*
UK	1	1%
Non-UK	8	11%
Total	9	13%

37 people contacted in Southwark this quarter have previously been in care (33 last quarter).

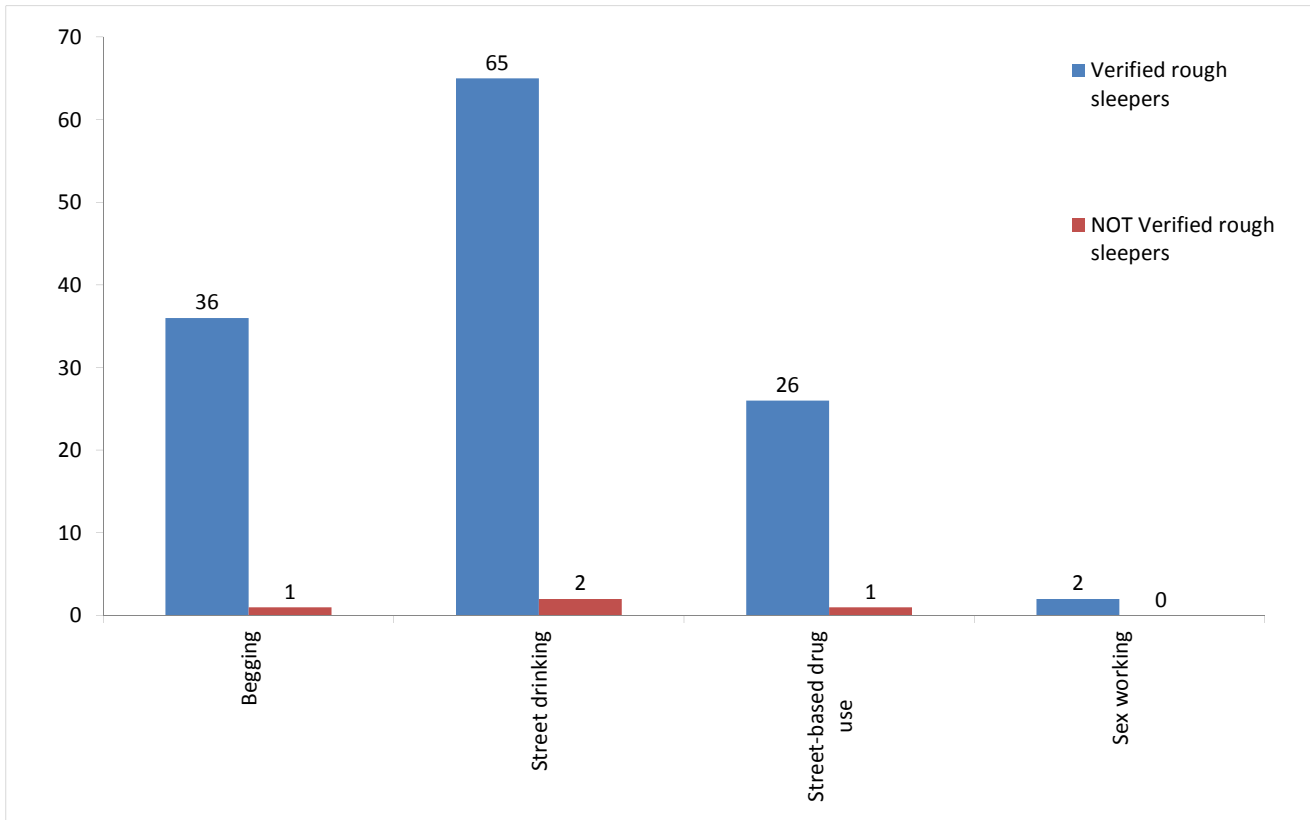
100 people contacted in Southwark this quarter have previously been in prison (85 last quarter).

It is possible for someone contacted to have previous experience of more than one institution and so be included in more than one of the above figures. 25 people contacted in the year have been in care and prison.

The proportion of people contacted in Southwark with previous experience of the armed forces, care or prison is consistent with the previous three quarters and with the proportion across all boroughs this quarter.

12) Street activity

Street population (people who rough sleep and/or engage in a street lifestyle) contacted by outreach who fall into one or more of the street activity categories on CHAIN



Base for verified rough sleepers: 86

Base for people not verified as rough sleepers: 45

Of the 242 verified rough sleepers contacted this quarter, 86 (36%) have been assessed as engaging in one or more street activities.

Some of these people contacted this quarter have been seen engaging in more than one type of street activity at some point.

In addition to the 242 verified rough sleepers contacted in the quarter by outreach or BBS teams, 45 people who are considered vulnerable but have not been seen rough sleeping were also contacted. Of these:

3 had confirmed reconnections;

4 were booked into accommodation across all boroughs;

11 were recorded as having arrived at accommodation reporting to CHAIN.