



CHAIN
Quarterly Report for
Ealing
January - March 2011



CHAIN Quarterly report for Ealing 1st January to 31st March 2011

Contents

Outreach Work

1) Rough sleeping

People seen by outreach or building based (BBS) teams in the quarter - rough sleeping or contacted either on the streets or in services

2) Rough sleeping volume

People seen rough sleeping by number of bedded down contacts during the quarter

3) Nationality of rough sleepers

People seen rough sleeping by outreach or BBS teams during the quarter by flow, stock and returner model.

4) No booking into accommodation events

People contacted in the quarter with no accommodation events (booking or referrals) by any outreach or BBS team, by total number of street contacts recorded on CHAIN

5) Accommodation and reconnection events (Outreach)

Outreach accommodation (bookings and referrals) and reconnection events achieved in the quarter by type of accommodation

Wider street population

6) Street activity

Street population (people who rough sleep and/or engage in a street lifestyle) contacted by outreach who fall into one or more of the street activity categories on CHAIN

Hostels, assessment centres, rolling shelters and second stage accommodation

7) Arrivals

Temporary accommodation arrivals by accommodation project and source of referral.

8) Departures - destination on departure

Departure actions by destination on departure

Support needs, institutional history and wider street population

9) Support needs

People contacted by outreach or BBS teams and/or arriving in accommodation in the quarter by support needs

10) Experience of armed forces, care or prison

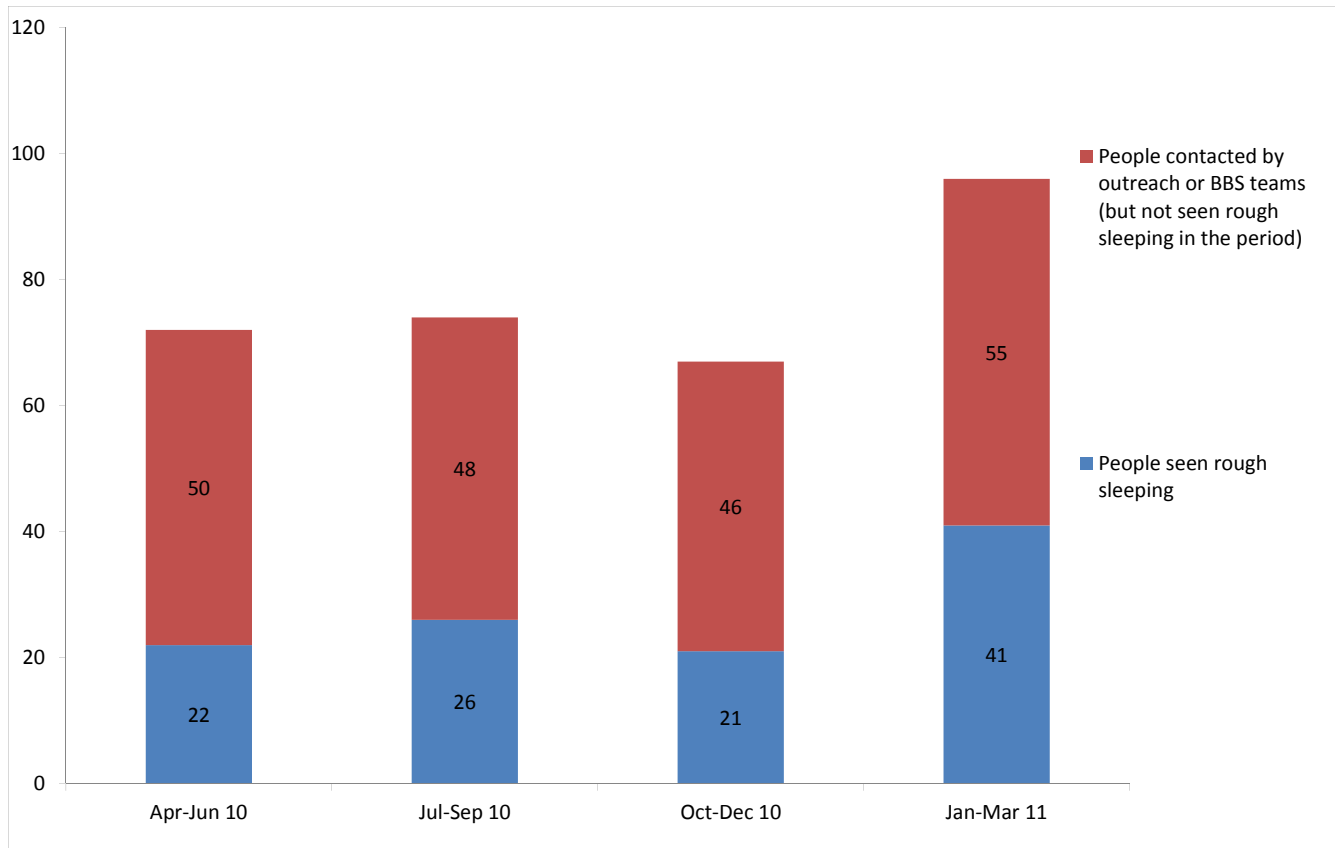
People contacted by outreach or BBS teams and/or arriving in accommodation in the quarter by experience of the armed forces, care or prison

CHAIN Quarterly report for Ealing

Outreach Work

1) Rough sleeping

People seen by outreach or building based (BBS) teams in the quarter - rough sleeping or contacted either on the streets or in services



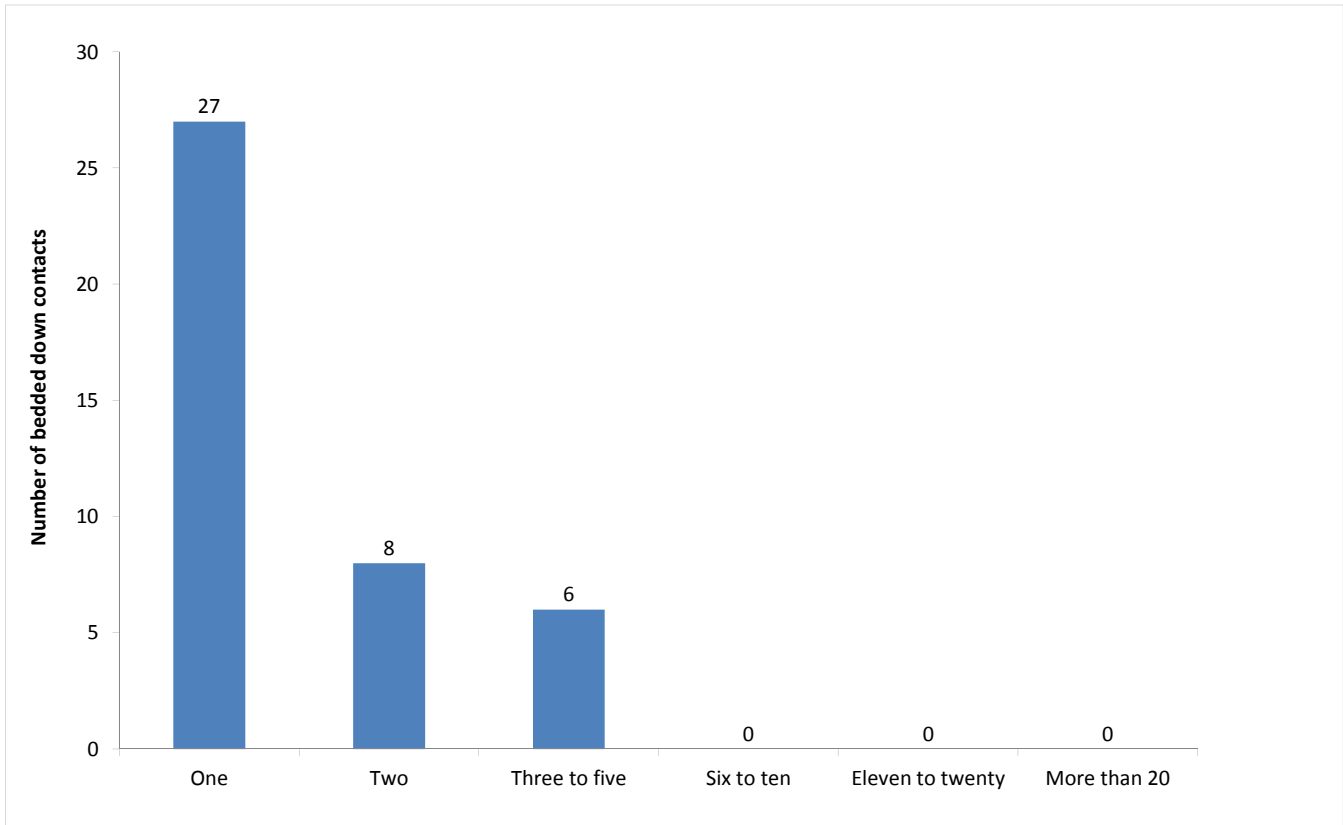
Apr-Jun 10 base: 72
Jul-Sep 10 base: 74
Oct-Dec 10 base: 67
Jan-Mar 11 base: 96

96 verified rough sleepers were contacted by services in Ealing during the quarter. This is an increase from 67 last quarter and compares to 83 in the same quarter last year.

Of these 96, 41 had a bedded down street contact in the quarter and so were known to have slept rough in Ealing during the quarter. The number sleeping rough this quarter has increased by 95%.

2) Rough sleeping volume

People seen rough sleeping by number of bedded down contacts during the quarter



The proportion of flow people contacted across Ealing this quarter is higher than previous quarters: Jul-Sept, 69%; Oct-Dec, 67%; Jan-Mar, 83%.

Of the 41 people seen rough sleeping this quarter, 27 only had a single bedded down street contact.

Of the 41 people seen bedded down, 4 were from CEE countries and seen only once during the period.

3) Nationality of rough sleepers

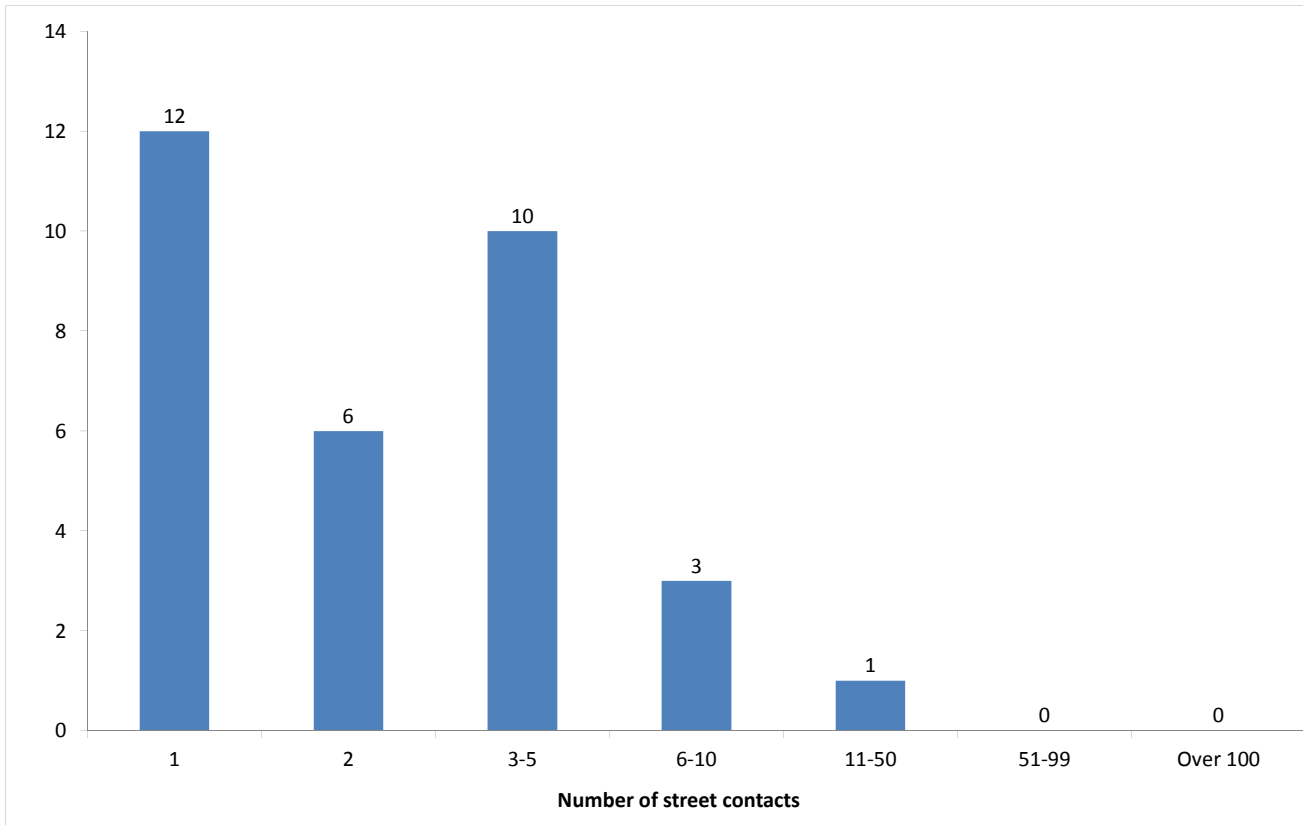
People seen rough sleeping by outreach or BBS teams during the quarter by flow, stock and returner model.

Nationality	Jul-Sept	%	Oct-Dec	%	Jan-Mar	%
UK	9	41%	8	38%	11	28%
Ireland (Republic of)	1	5%	3	14%		
Bulgaria						
Czech Republic						
Estonia						
Hungary					1	3%
Latvia						
Lithuania						
Poland	4	18%	4	19%	3	8%
Romania					1	3%
Slovenia						
Slovakia						
CEE sub-total	4	18%	4	19%	5	13%
other Europe						
Ukraine	1	5%				
India	4	18%	2	10%	17	44%
Sri Lanka			2	10%		
other Asia			1	5%	2	5%
Somalia	2	9%			1	3%
other Africa			1	5%	2	5%
America	1	5%				
Caribbean					1	3%
Australasia						
Missing					1	
Not known					1	
Total	22		21		41	
Total**	22	100%	21	100%	39	100%

**This total excludes those people seen rough sleeping where their nationality is not known

4) No booking into accommodation events

People contacted in the quarter with no accommodation events (booking or referrals) by any outreach or BBS team, by total number of street contacts recorded on CHAIN



Base: 32

32 (33%) verified rough sleepers contacted across Ealing this quarter have never had a booking in action recorded on CHAIN. This is higher than previous quarters: Jul-Sept, 18%; Oct-Dec, 22%.

25 of these people have slept rough in the quarter, which is 61% of all people sleeping rough this quarter.

12 (38%) of the people who have never had a booking in action recorded on CHAIN have only ever had one street contact recorded.

No one in Ealing has never had a booking in action despite having over a hundred street contacts. This is consistent with previous quarters.

5) Accommodation and reconnection events (Outreach)

Outreach accommodation (bookings and referrals) and reconnection events achieved in the quarter by type of accommodation

Accommodation type	No. of events	%
Assessment centre	1	1%
Bed & breakfast	1	1%
Clinic/Detox/Rehab	3	4%
Night Centre	15	22%
Rolling shelter	8	12%
<i>Referrals only (no booking in)</i>	27	
Hostel	24	36%
<i>Referral rejected (no booking in)</i>	5	
Other temporary	0	0%
Second-stage accommodation	2	3%
St Mungo's complex needs	0	0%
St Mungo's semi-independent	0	0%
Clearing House/RSI	2	3%
LA tenancy (general needs)	1	1%
Private rented sector	0	0%
Private rented sector - independent	1	1%
Private rented sector - with some floating support/support	1	1%
RSL tenancy (general needs)	0	0%
Sheltered housing	0	0%
Supported housing	0	0%
Other long-term accommodation	1	1%
Bookings into accommodation total	60	90%
Return to home area	4	6%
Seeking work	5	7%
Move to area for friends/family	0	0%
Move to area with appropriate services	1	1%
Other	0	0%
Reconnections total	7	10%
TOTAL	67	100%

Outreach and BBS teams across Ealing succeeded in reconnecting or booking into accommodation 29 people, 30% of the 96 people contacted during the quarter.

This is consistent with the previous two quarters.

29 people had a total of 60 booking in events. This indicates that individuals can be booked into accommodation (the same type or different) more than once in the quarter.

1 person was booked into long-term accommodation. This is consistent with the previous two quarters.

11 people were booked into hostel accommodation. This is consistent with the previous two quarters.

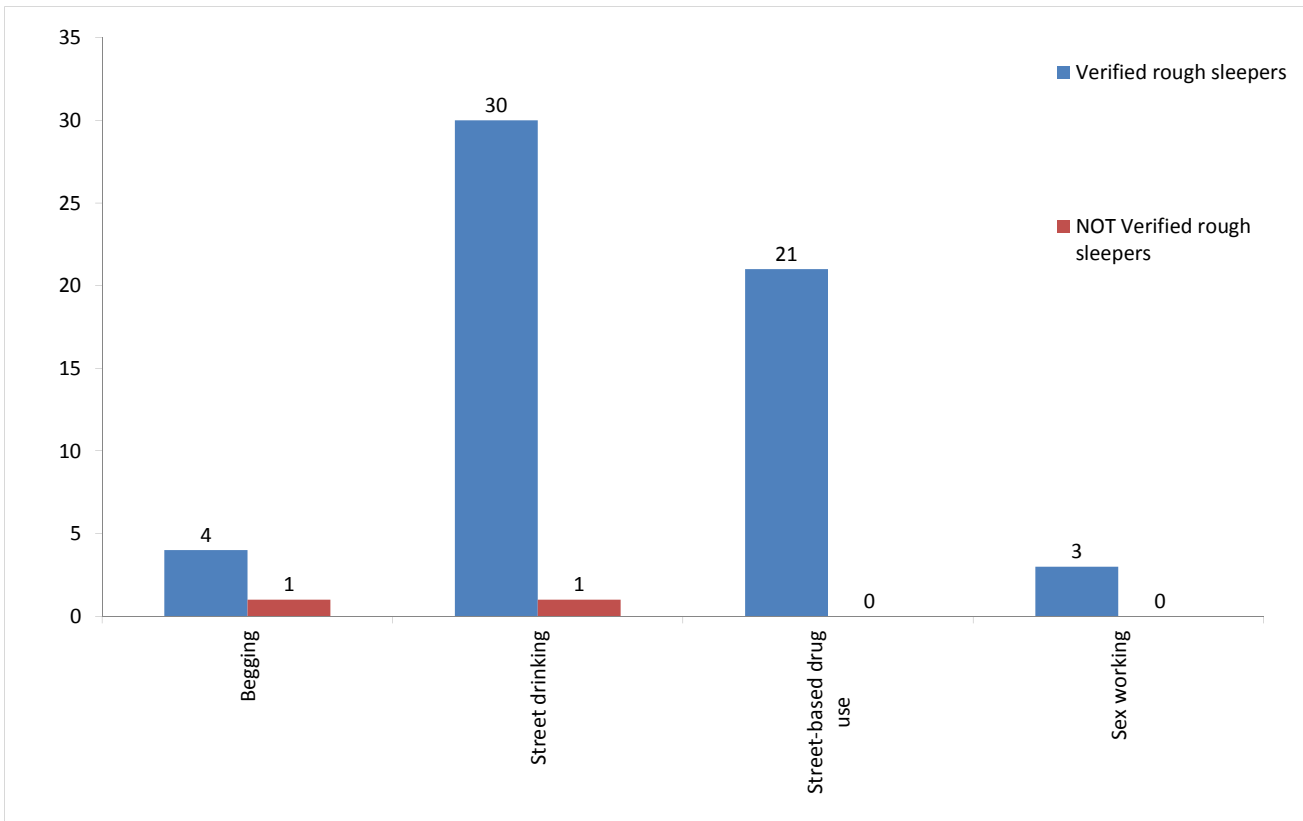
Outreach and BBS teams across Ealing did not record a confirmed reconnection with anyone they contacted this quarter.

7 advised reconnection events were recorded by outreach and BBS teams for verified rough sleepers this quarter. They did not record any such actions for the wider street population (people not seen sleeping rough).

* These events are excluded from the total. Referral to hostel is a speculative referral to a hostel, confirmation of which leads to a booking in action being recorded.

6) Street activity

Street population (people who rough sleep and/or engage in a street lifestyle) contacted by outreach who fall into one or more of the street activity categories on CHAIN



Base for verified rough sleepers: 45

Base for people not verified as rough sleepers: 1

Of the 96 verified rough sleepers contacted this quarter, 45 (47%) have been assessed as engaging in one or more street activities.

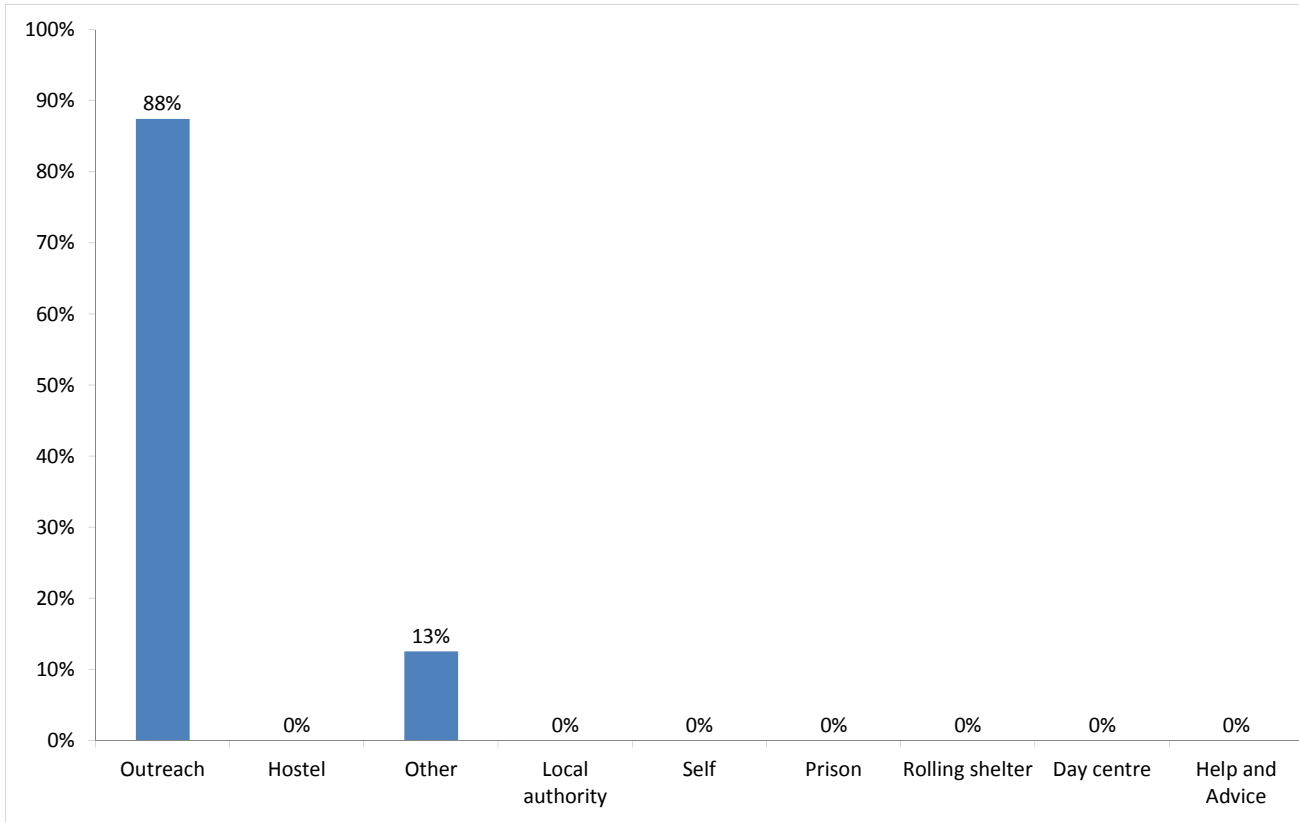
Some of these people contacted this quarter have been seen engaging in more than one type of street activity at some point.

In addition to the 96 verified rough sleepers contacted in the quarter by outreach or BBS teams, 1 person who is considered vulnerable but has not been seen rough sleeping was also contacted.

Temporary Accommodation: hostels, assessment centres, rolling shelters and second stage

7) Arrivals

Temporary accommodation arrivals by accommodation project and source of referral.



Base: 8

8 people arrived at accommodation in Ealing this year. These 8 people had 8 arrival actions.

The numbers of people arriving and arrivals are higher than last quarter, but consistent with the previous two periods: Apr-Jun, 9; Jul-Sept, 9; Oct-Dec, 4.

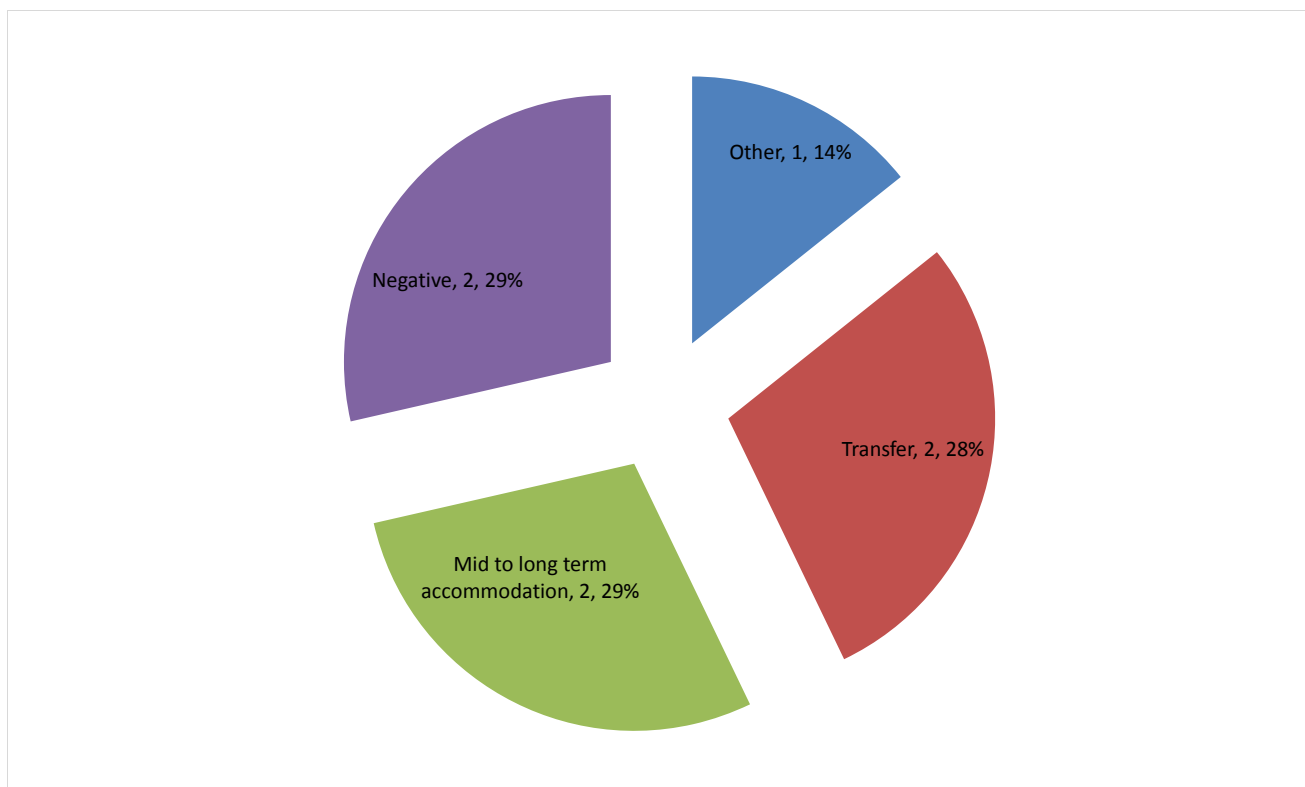
The proportion of arrivals to accommodation in Ealing that were referred by outreach or BBS teams is slightly higher than last quarter, 75%.

Breakdown by accommodation:

Source of referral Accommodation	Ealing SPOT	other referral source)	Total
Broadway - Sixty-Five	2	1	3
YMCA - Ealing	5		5
Total	7	1	8

8) Departures - destination on departure

Departure actions by destination on departure



Base: 7

Destination categories on CHAIN	Chart category	Colour
Care home, Clearing House/RSI, Home area, Hospital - long term, LA tenancy (general needs), Long-term accommodation, Previous home, Private rented sector - independent, Private rented sector - supported, RSL tenancy (general needs), Sheltered Housing, Supported Housing	Mid to long term accommodation	Green
Bed & Breakfast, Detox clinic, Hostel, Hostel - another organisation, Hostel - within the organisation, Rehab clinic, Temporary accommodation, Psychiatric hospital, Hospital - NOT long term/acute care	Transfer	Red
Not known, Sleeping rough/returned to streets, Taken into custody	Negative	Purple
Died, Outside London, Staying with family, Staying with friends	Other	Blue

Destination on departure from temporary accommodation	Number	%
Clearing House/RSI	1	14%
Detox clinic	1	14%
Hostel - another organisation	1	14%
Not known	1	14%
RSL tenancy (general needs)	1	14%
Sleeping rough/Returned to streets	1	14%
Staying with family	1	14%
Total	7	100%

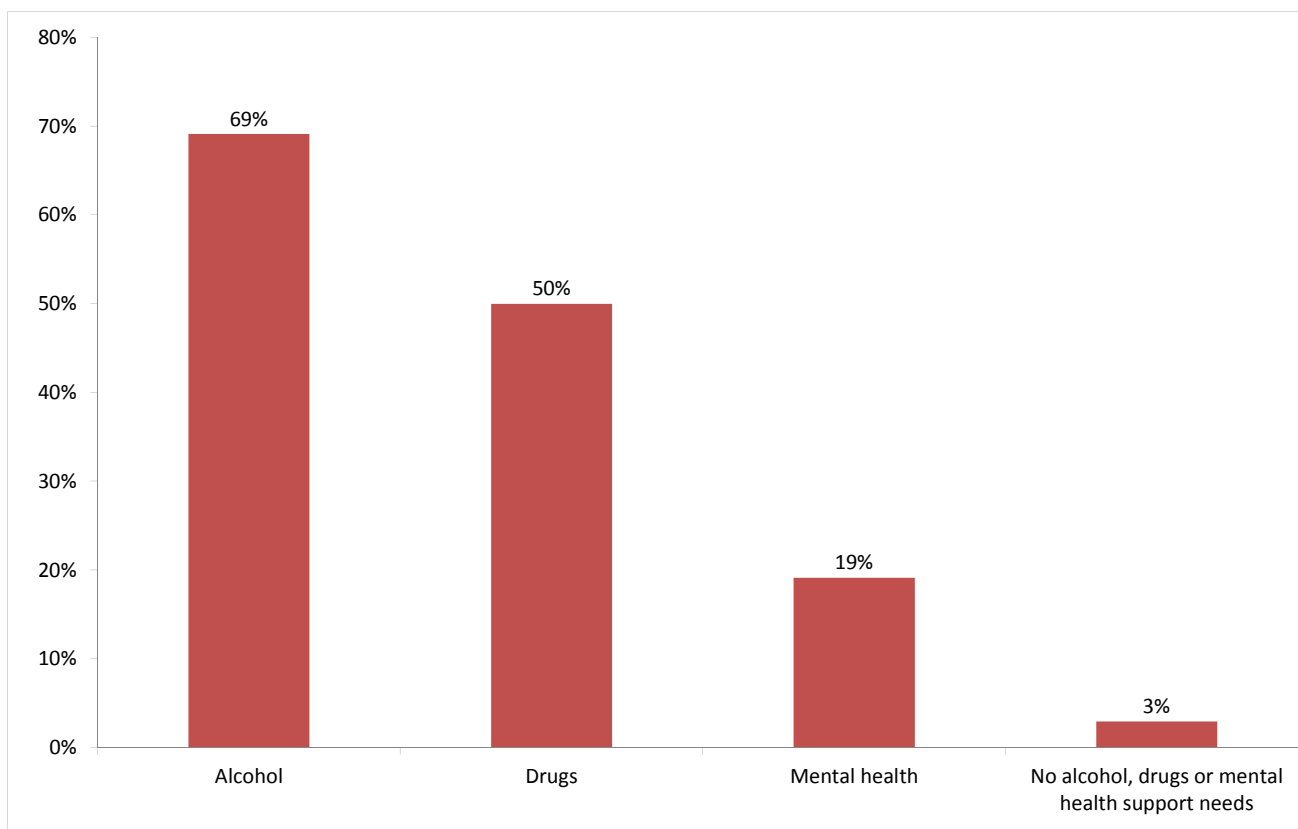
14% of people left accommodation to move to another hostel. This consistent with previous periods.

29% of people left accommodation to move to mid to long-term accommodation. This is lower than last quarter but consistent with previous periods in the year: Apr-Jun, 30%; Jul-Sept, 40%; Oct-Dec, 67%.

Client Support Needs/Institutional History

9) Support needs

People contacted by outreach or BBS teams and/or arriving in accommodation in the quarter by support needs



Base: 68 Note that the base figure for this graph excludes clients where all 3 support needs are not known or not recorded (29).

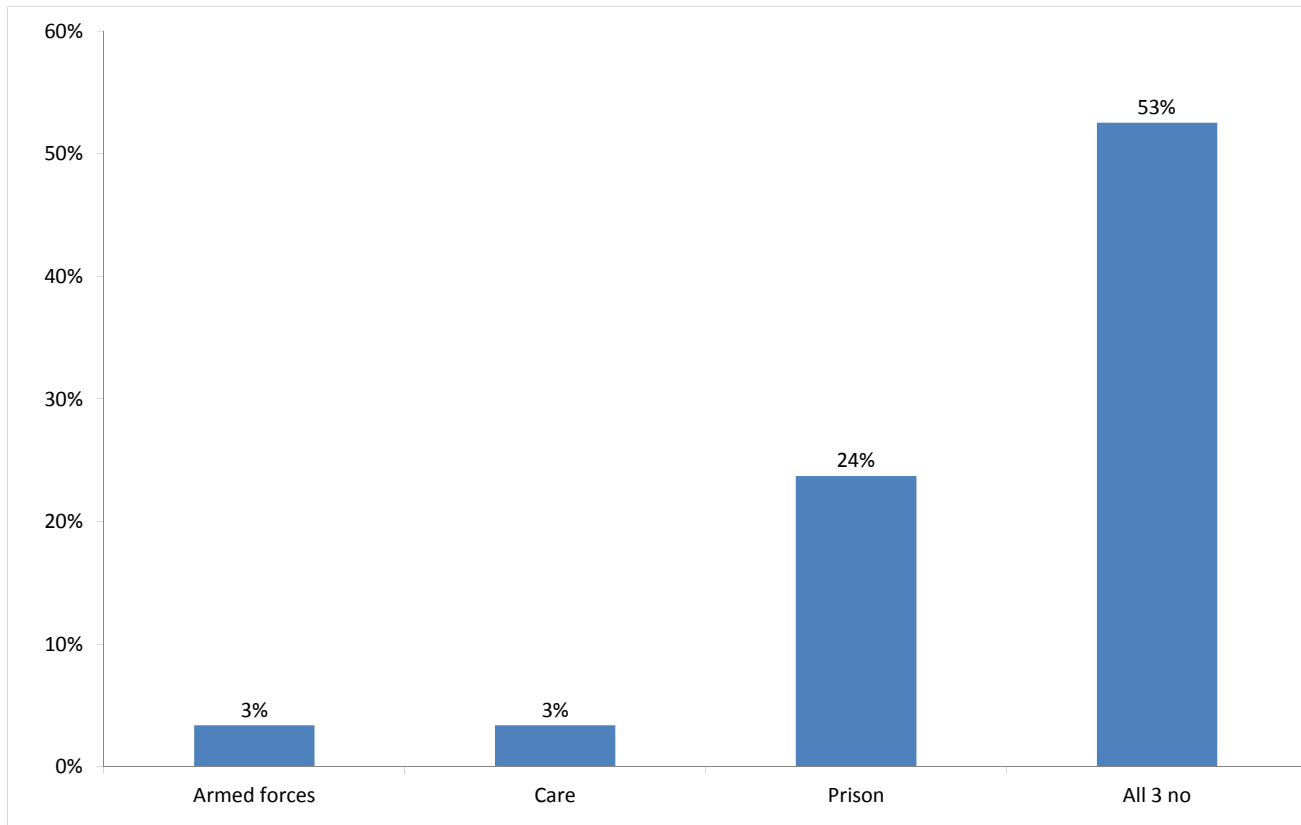
Support Needs	No. of people	%
Alcohol only	22	23%
Drugs only	13	13%
Mental health only	2	2%
Alcohol and drugs	16	16%
Alcohol and mental health	6	6%
Drugs and mental health	2	2%
Alcohol, drugs and mental health	3	3%
All 3 no	2	2%
All 3 not known or not assessed	29	30%
All 3 no, not known or not assessed	2	2%
Total	97	100%

The proportion of people with a drug support need is higher than previously: Jul-Sept, 36%; Oct-Dec, 36%.

The proportion of people contacted in Ealing with a mental health support need is lower than the proportion across all boroughs this quarter, 37%.

10) Experience of armed forces, care or prison

People contacted by outreach or BBS teams and/or arriving in accommodation in the quarter by experience of the armed forces, care or prison



Base: 59 Note that the base figure for this graph excludes clients where all 3 institutional histories are not known.

2 people contacted in Ealing this quarter have previously been in the armed forces (2 last quarter).

Ethnicity	Number
Asian	1
White-Irish	1
Total	2

2 people contacted in Ealing this quarter have previously been in care (2 last quarter).

14 people contacted in Ealing this quarter have previously been in prison (11 last quarter).

It is possible for someone contacted to have previous experience of more than one institution and so be included in more than one of the above figures. 1 person contacted in the year has been in care and prison.

The proportion of people contacted in Ealing with previous experience of the armed forces, care or prison is consistent with previous periods. The proportion of people with experience of prison is less than the proportion across all boroughs this quarter, 43%.