



CHAIN

Quarterly Report for Hammersmith & Fulham January - March 2011



CHAIN Quarterly report for Hammersmith & Fulham

1st January to 31st March 2011

Contents

Outreach Work

1) Rough sleeping

People seen by outreach or building based (BBS) teams in the quarter - rough sleeping or contacted either on the streets or in services

2) Rough sleeping volume

People seen rough sleeping by number of bedded down contacts during the quarter

3) Nationality of rough sleepers

People seen rough sleeping by outreach or BBS teams during the quarter by flow, stock and returner model.

4) People contacted by month

People seen rough sleeping by outreach or building based (BBS) teams by month

5) No booking into accommodation events

People contacted in the quarter with no accommodation events (booking or referrals) by any outreach or BBS team, by total number of street contacts recorded on CHAIN

6) Accommodation and reconnection events (Outreach)

Outreach accommodation (bookings and referrals) and reconnection events achieved in the quarter by type of accommodation

Wider street population

7) Street activity

Street population (people who rough sleep and/or engage in a street lifestyle) contacted by outreach who fall into one or more of the street activity categories on CHAIN

Hostels, assessment centres, rolling shelters and second stage accommodation

8) Arrivals

Temporary accommodation arrivals by accommodation project and source of referral.

9) Departures - destination on departure

Departure actions by destination on departure

Support needs, institutional history and wider street population

10) Support needs

People contacted by outreach or BBS teams and/or arriving in accommodation in the quarter by support needs

11) Experience of armed forces, care or prison

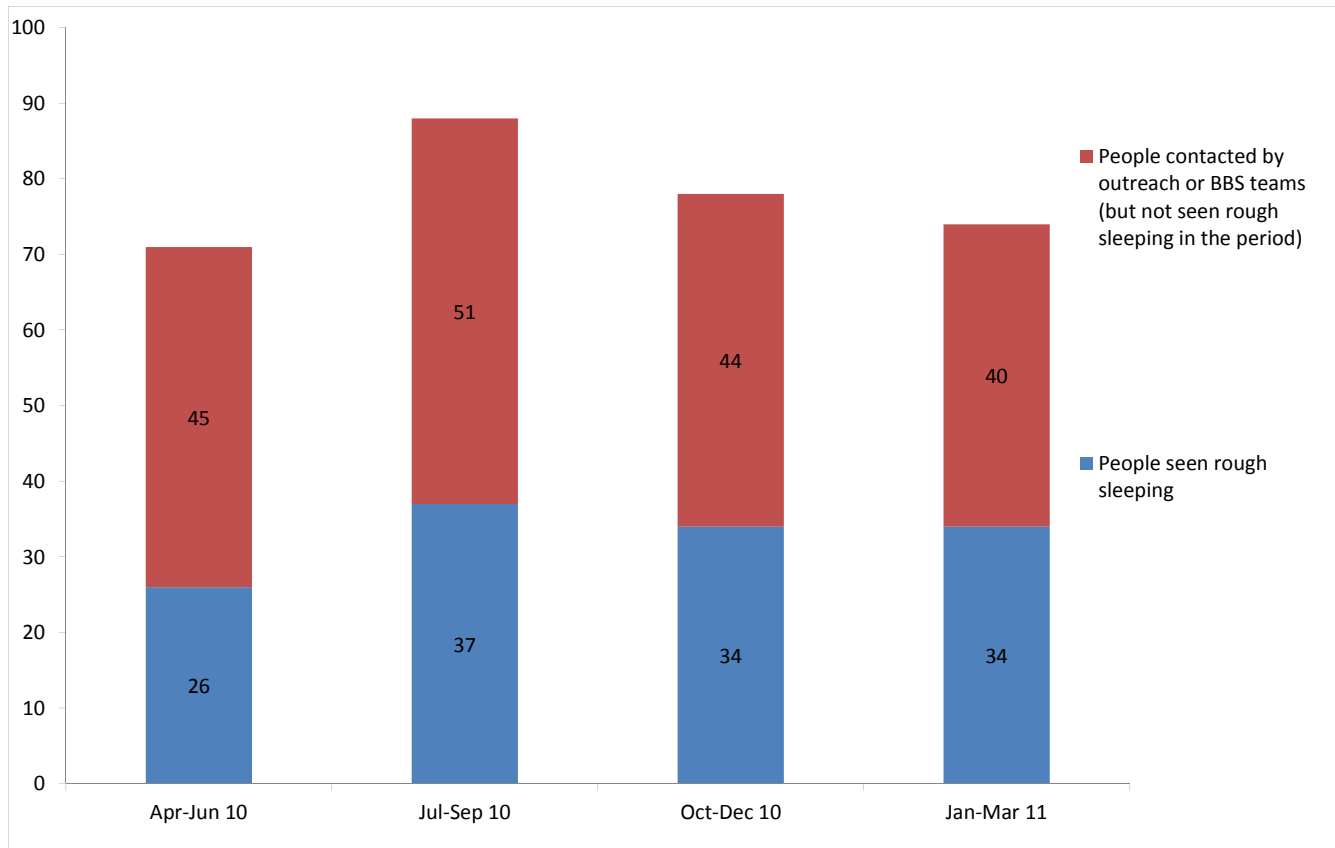
People contacted by outreach or BBS teams and/or arriving in accommodation in the quarter by experience of the armed forces, care or prison

CHAIN Quarterly report for Hammersmith & Fulham

Outreach Work

1) Rough sleeping

People seen by outreach or building based (BBS) teams in the quarter - rough sleeping or contacted either on the streets or in services



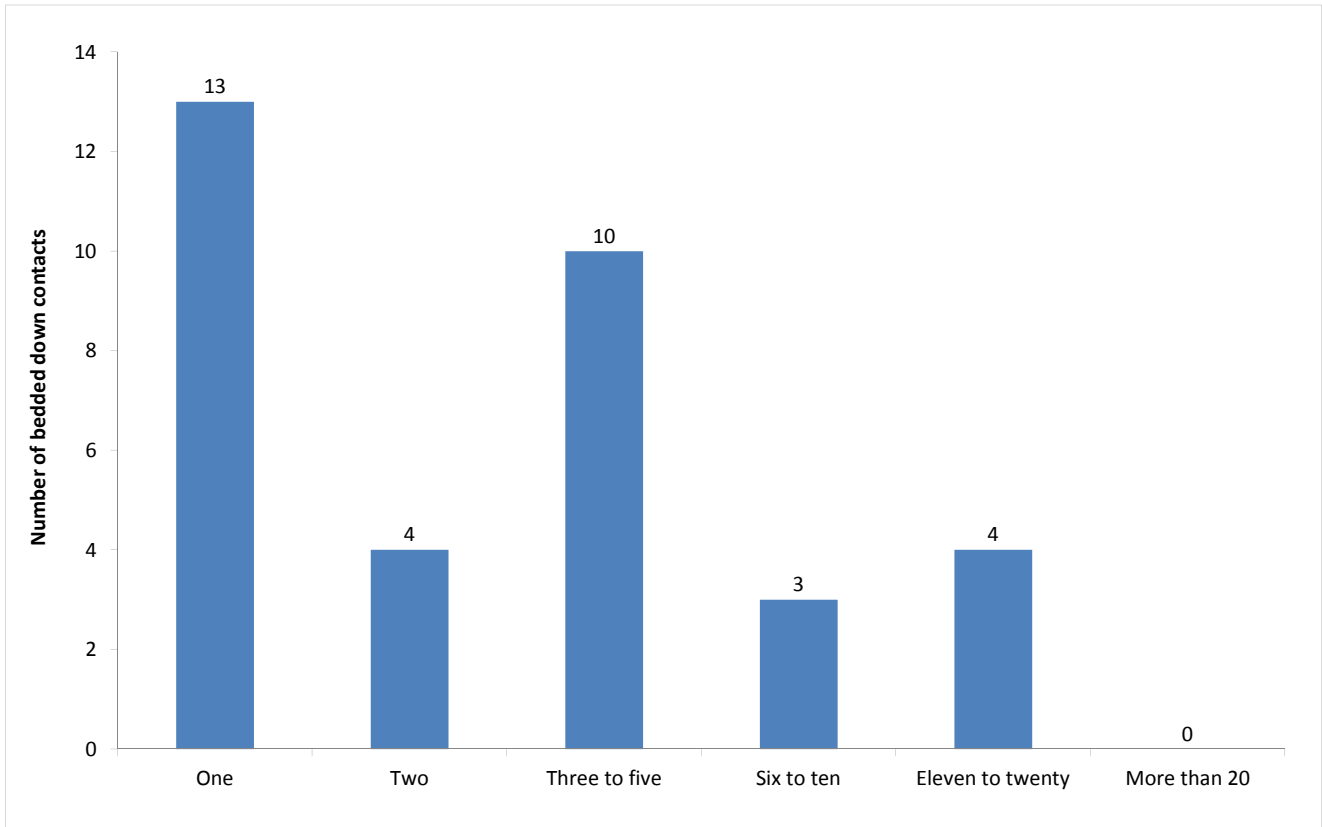
Apr-Jun 10 base: 71
Jul-Sep 10 base: 88
Oct-Dec 10 base: 78
Jan-Mar 11 base: 74

74 verified rough sleepers were contacted by services in Hammersmith and Fulham during the quarter. This is a decrease from 78 last quarter and compares to 68 in the same quarter last year.

Of these 74, 34 had a bedded down street contact in the quarter and so were known to have slept rough in Hammersmith and Fulham during the quarter. The number sleeping rough this quarter has stayed the same.

2) Rough sleeping volume

People seen rough sleeping by number of bedded down contacts during the quarter



The proportion of stock, flow and returner people contacted across Hammersmith and Fulham this quarter is similar to the previous two quarters.

Of the 34 people seen rough sleeping this quarter, 13 only had a single bedded down street contact.

Of the 34 people seen bedded down, 6 were from CEE countries and seen only once during the period.

NB CEE nationals often cannot be offered the same service as other people due to benefit restrictions.

3) Nationality of rough sleepers

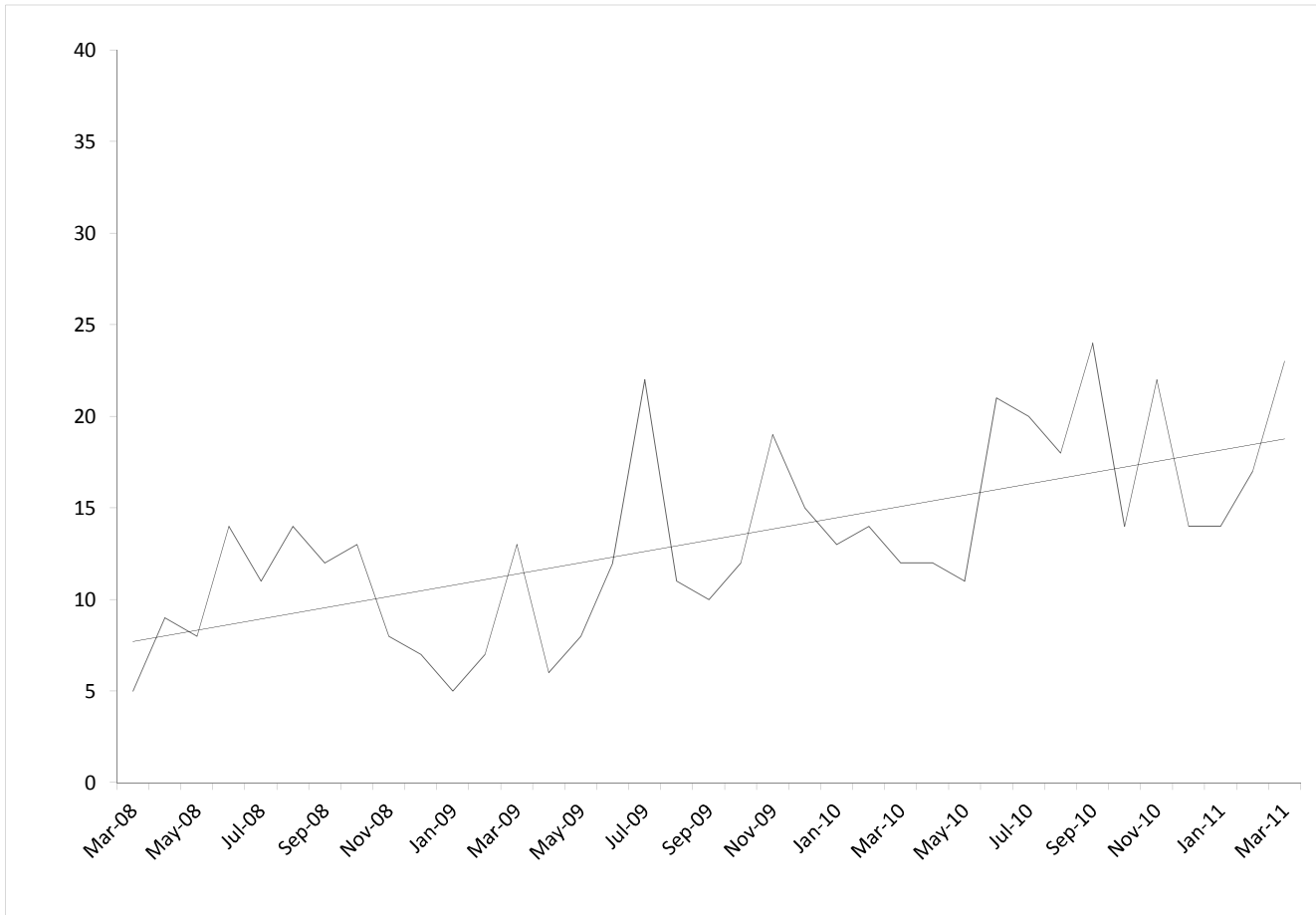
People seen rough sleeping by outreach or BBS teams during the quarter by flow, stock and returner model.

Nationality	Jul-Sept	%	Oct-Dec	%	Jan-Mar	%
UK	8	22%	8	24%	10	29%
Bulgaria						
Czech Republic	1	3%				
Estonia						
Hungary						
Latvia						
Lithuania	2	6%	1	3%	1	3%
Poland	22	61%			18	53%
Romania			21	64%		
Slovenia						
Slovakia						
Central and East European (CEE) sub-total	25	69%	22	67%	19	56%
other Europe	1	3%	1	3%	1	3%
Africa	2	6%	2	6%	2	6%
America						
Caribbean					1	3%
Asia					1	3%
Australasia						
Missing	1		1			
Not known						
Total	37		34		34	
Total**	36	100%	33	100%	34	100%

**This total excludes those people seen rough sleeping where their nationality is not known

4) People contacted by month

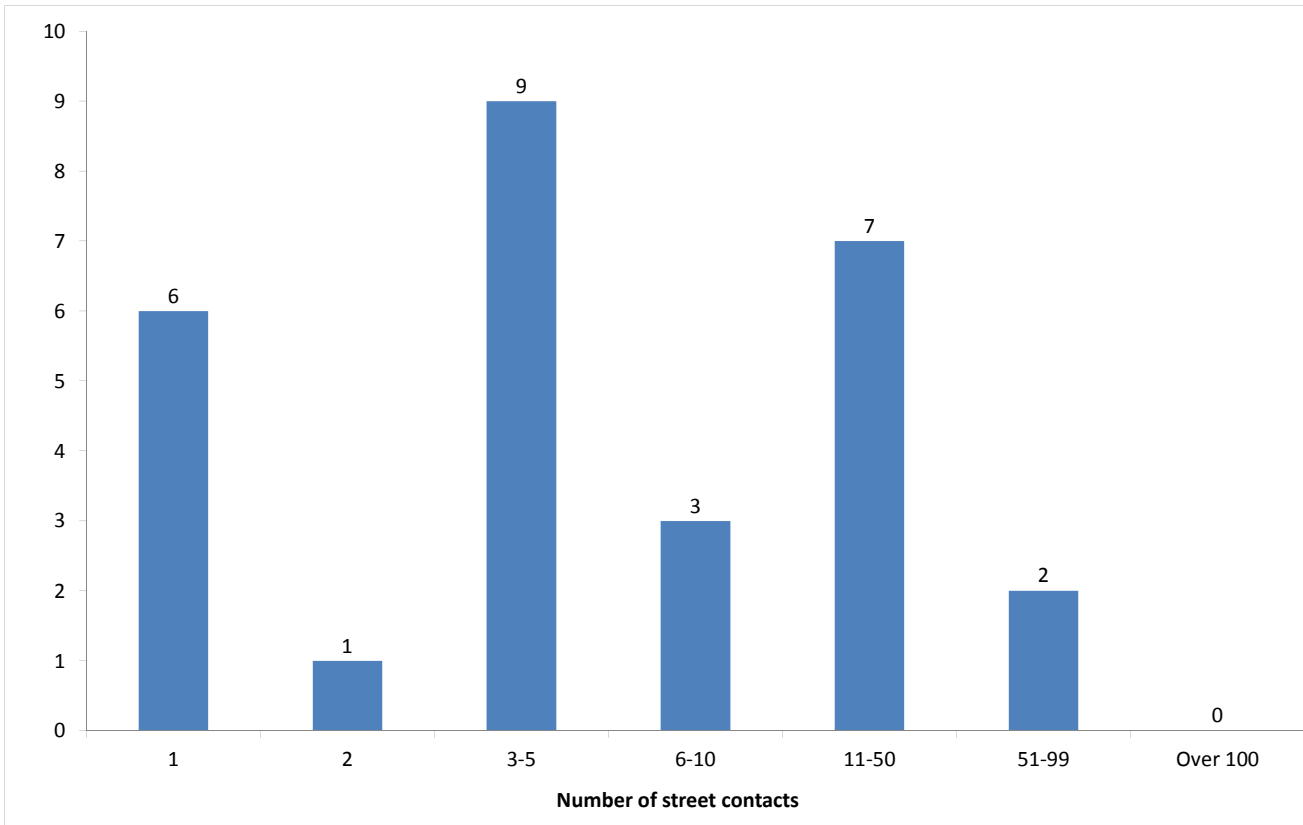
People seen rough sleeping by outreach or building based (BBS) teams by month



There has been a steady increase in the number of people seen rough sleeping in Hammersmith and Fulham over the last three years.

5) No booking into accommodation events

People contacted in the quarter with no accommodation events (booking or referrals) by any outreach or BBS team, by total number of street contacts recorded on CHAIN



Base: 28

28 (38%) verified rough sleepers contacted across Hammersmith and Fulham this quarter have never had a booking in action recorded on CHAIN. This compares to 26% in Apr-Jun and 44% in Oct-Dec.

19 of these people have slept rough in the quarter, which is 56% of all people sleeping rough this quarter.

6 (21%) of the people who have never had a booking in action recorded on CHAIN have only ever had one street contact recorded.

6) Accommodation and reconnection events (Outreach)

Outreach accommodation (bookings and referrals) and reconnection events achieved in the quarter by type of accommodation

Accommodation type	No. of events	%
Assessment centre	0	0%
Bed & breakfast	0	0%
Clinic/Detox/Rehab	1	33%
Night Centre	0	0%
Rolling shelter	0	0%
<i>Referrals only (no booking in)</i>	0	
Hostel	2	67%
<i>Referral rejected (no booking in)</i>	0	
Other temporary	0	0%
Second-stage accommodation	0	0%
St Mungo's complex needs	0	0%
St Mungo's semi-independent	0	0%
Clearing House/RSI	0	0%
LA tenancy (general needs)	0	0%
Private rented sector	0	0%
Private rented sector - independent	0	0%
Private rented sector - with some floating support/support	0	0%
RSL tenancy (general needs)	0	0%
Sheltered housing	0	0%
Supported housing	0	0%
Other long-term accommodation	0	0%
Bookings into accommodation total	3	100%
Return to home area	0	0%
Seeking work	0	0%
Move to area for friends/family	0	0%
Move to area with appropriate services	0	0%
Other	0	0%
Reconnections total	0	0%
TOTAL	3	100%

Outreach and BBS teams across Hammersmith and Fulham succeeded in reconnecting or booking into accommodation 3 people, 4% of the 74 people contacted during the quarter.

This is consistent with previous quarters in the year.

3 people had a total of 3 booking in events.

No one was booked into long-term accommodation. This is consistent with previous quarters in the year.

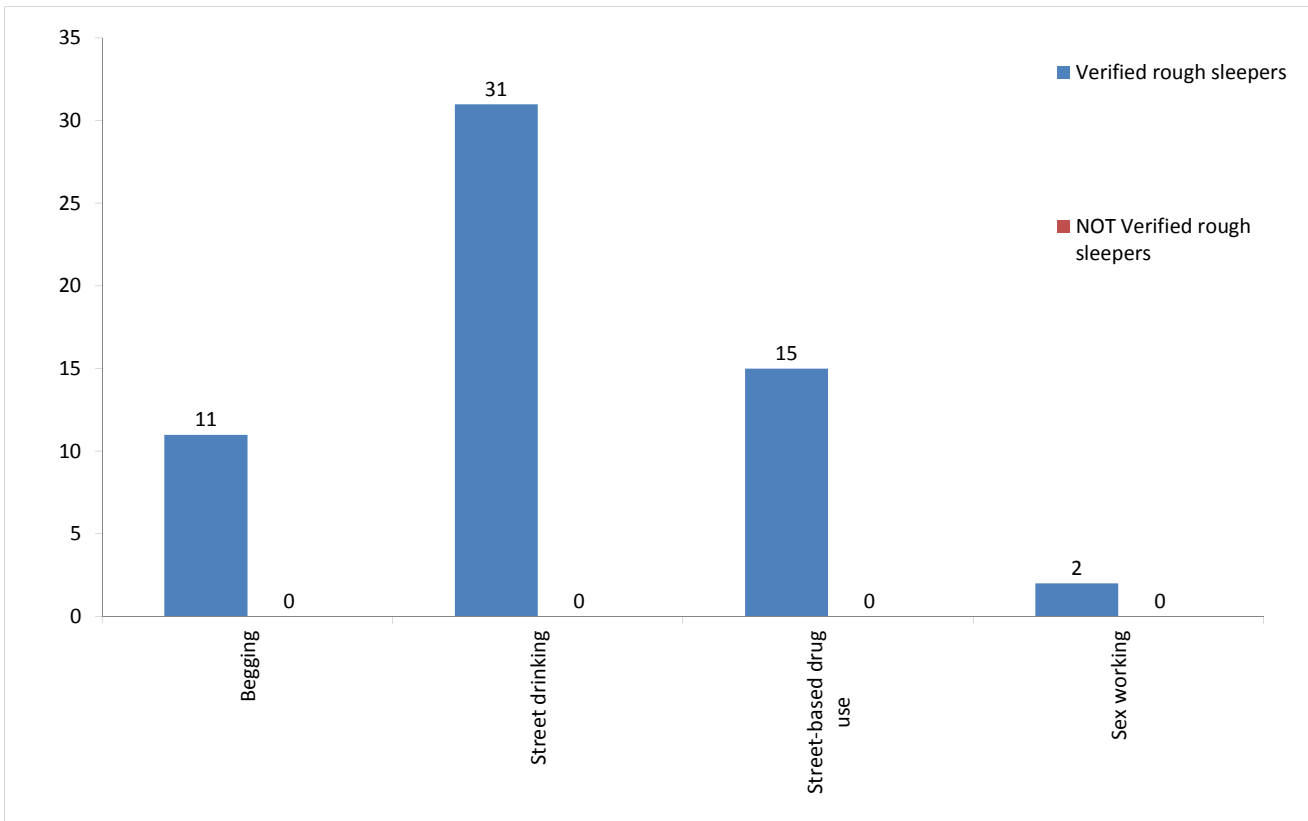
2 people were booked into hostel accommodation. This is consistent with previous quarters in the year.

Outreach and BBS teams across Hammersmith and Fulham did not record a reconnection with anyone they contacted this quarter. This is consistent with previous quarters in the year.

* These events are excluded from the total. Referral to hostel is a speculative referral to a hostel, confirmation of which leads to a booking in action being recorded.

7) Street activity

Street population (people who rough sleep and/or engage in a street lifestyle) contacted by outreach who fall into one or more of the street activity categories on CHAIN



Base for verified rough sleepers: 40

Base for people not verified as rough sleepers: 3

Of the 74 verified rough sleepers contacted this quarter, 40 (54%) have been assessed as engaging in one or more street activities.

Some of these people contacted this quarter have been seen engaging in more than one type of street activity at some point.

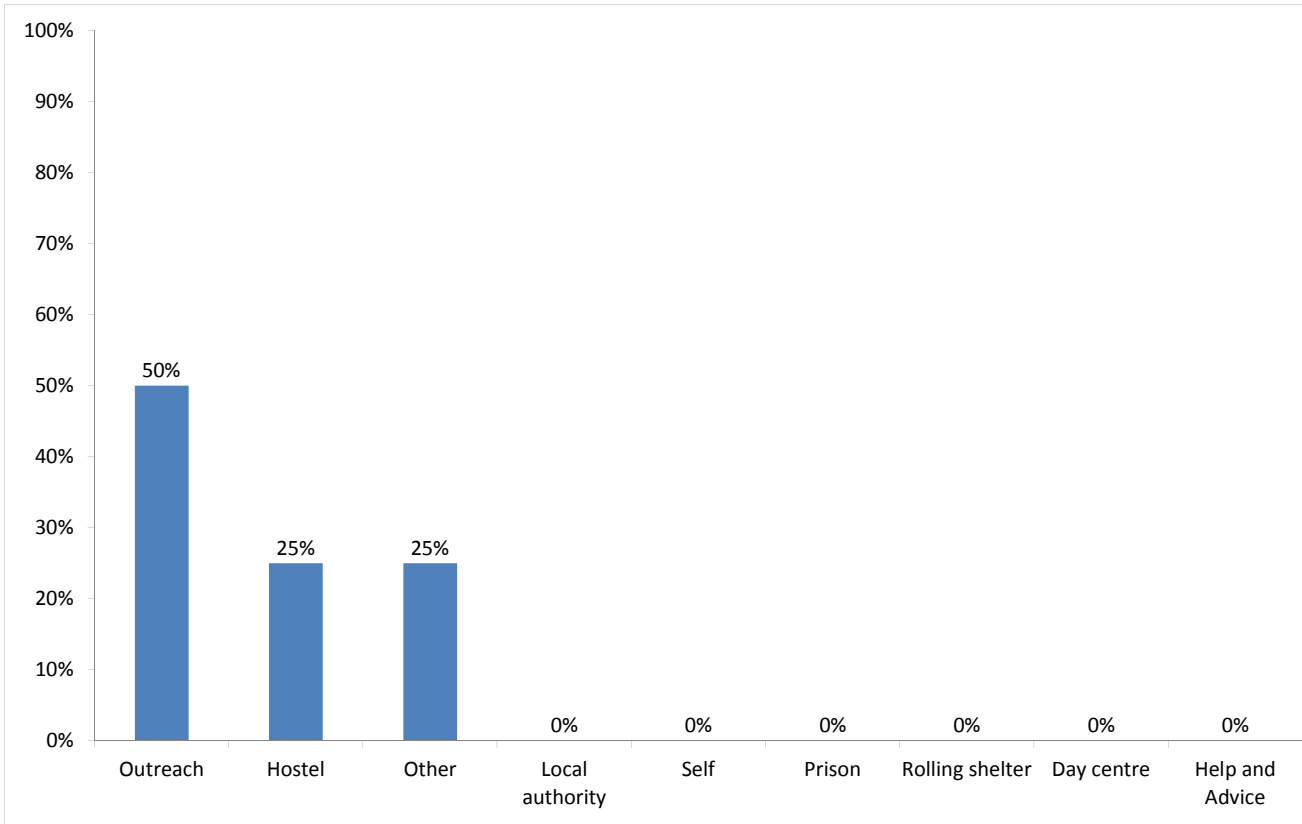
In addition to the 74 verified rough sleepers contacted in the quarter by outreach or BBS teams, 3 people who are considered vulnerable but have not been seen rough sleeping were also contacted. Of these:

1 was booked into accommodation.

Temporary Accommodation: hostels, assessment centres, rolling shelters and second stage

8) Arrivals

Temporary accommodation arrivals by accommodation project and source of referral.



Base: 4

4 people arrived at accommodation in Hammersmith and Fulham this year. These 4 people had 4 arrival actions.

The numbers of people arriving and arrivals are consistent with the previous three quarters.

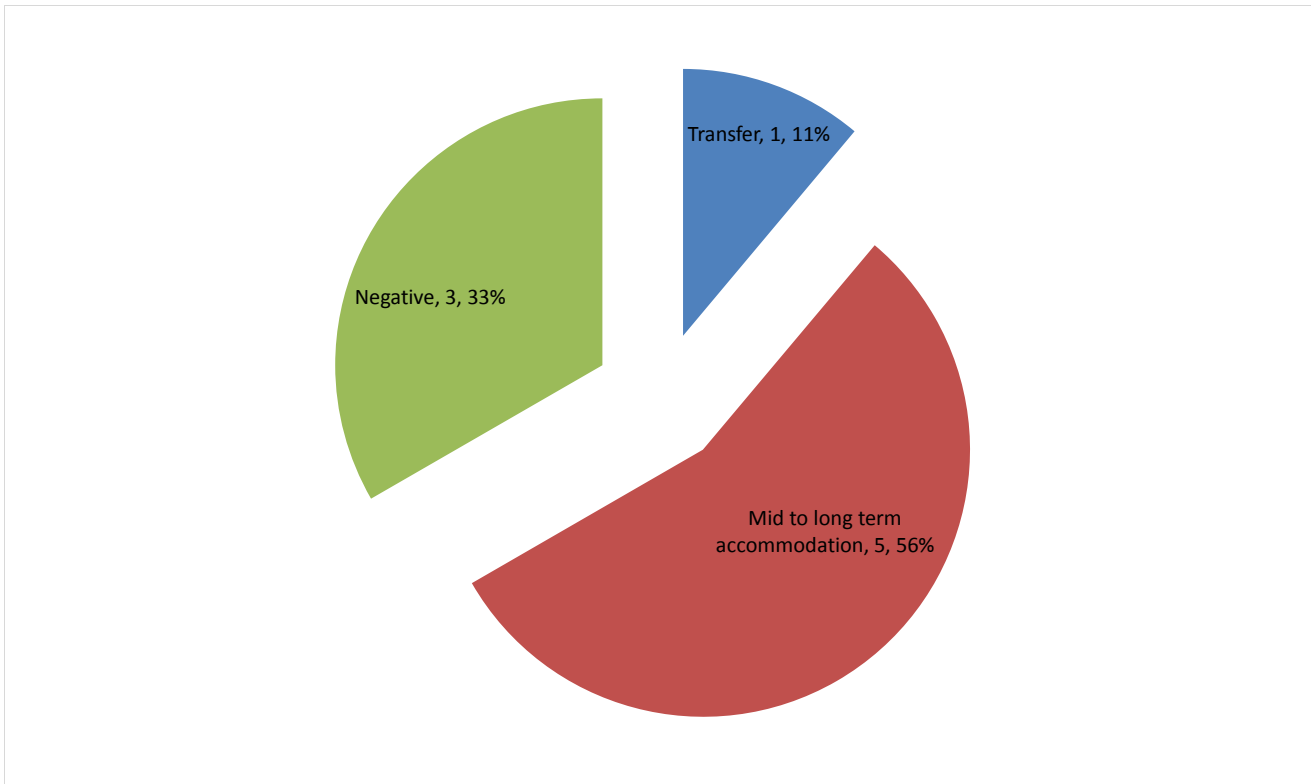
The proportion of arrivals to accommodation in Hammersmith and Fulham that were referred by outreach or BBS teams and other accommodation projects is consistent with last quarter.

Breakdown by accommodation:

Source of referral	Tower Hamlets SORT	London Street Rescue	Hostel	other referral source)	Total
Broadway - Goldhawk Road/Market Lane	1	1	1		3
Broadway - Edith Road				1	1
Total	1	1	1	1	4

9) Departures - destination on departure

Departure actions by destination on departure



Base: 9

Destination categories on CHAIN	Chart category	Colour
Care home, Clearing House/RSI, Home area, Hospital - long term, LA tenancy (general needs), Long-term accommodation, Previous home, Private rented sector - independent, Private rented sector - supported, RSL tenancy (general needs), Sheltered Housing, Supported Housing	Mid to long term accommodation	Red
Bed & Breakfast, Detox clinic, Hostel, Hostel - another organisation, Hostel - within the organisation, Rehab clinic, Temporary accommodation, Psychiatric hospital, Hospital - NOT long term/acute care	Transfer	Blue
Not known, Sleeping rough/returned to streets, Taken into custody	Negative	Green
Died, Outside London, Staying with family, Staying with friends	Other	Purple

Destination on departure from temporary accommodation	Number	%
Hostel - within the organisation	1	11%
Not known	3	33%
Supported Housing	5	56%
Total	9	100%

11% of people left accommodation to move to another hostel. This compares to 11% Apr-Jun, 31% Jul-Sept and 0 Oct-Dec. The proportion across all London boroughs this quarter is 33%.

56% of people left accommodation to move to mid to long-term accommodation.

This compares to 56% Apr-Jun, 36% Jul-Sept and 75% Oct-Dec. The proportion across all London boroughs this quarter is 23%.

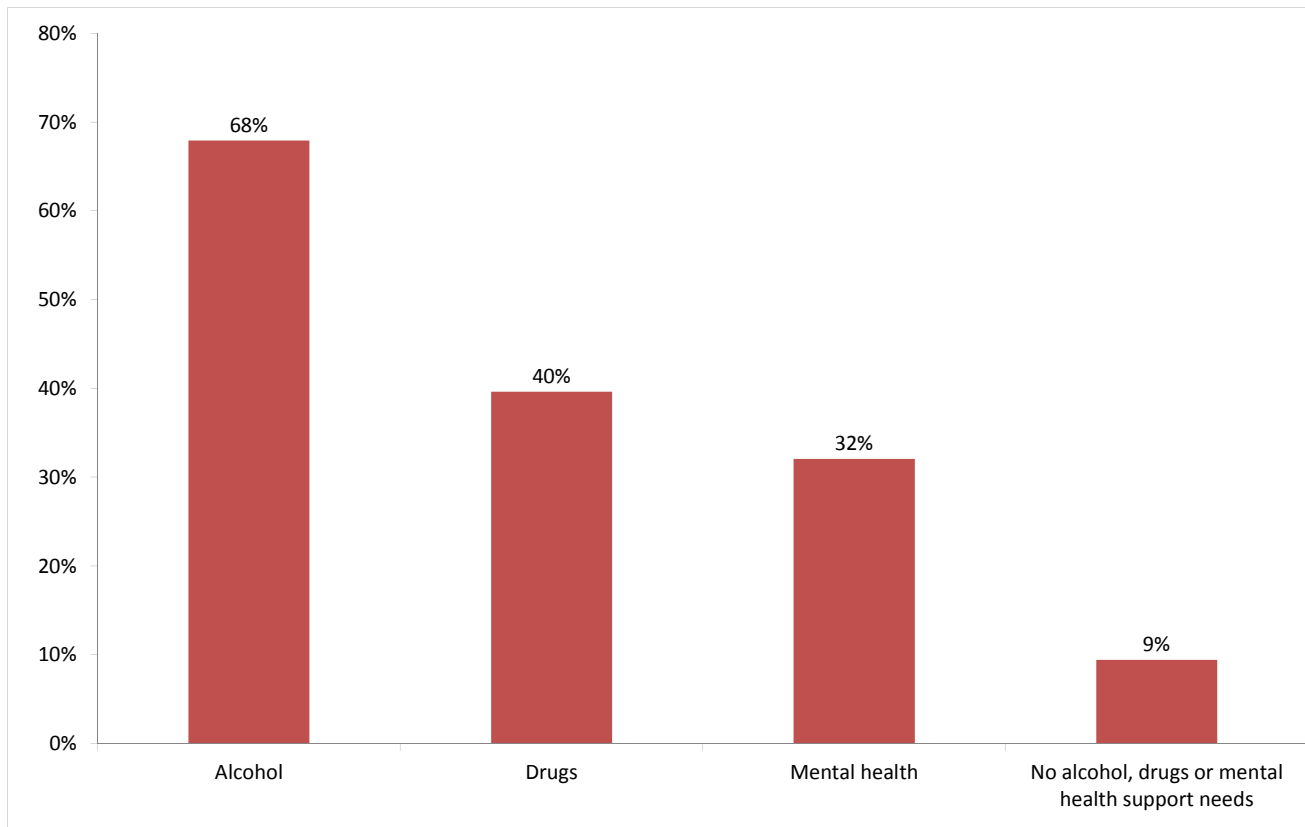
Breakdown by accommodation

Destination → Accommodation ↓	Hostel - within the organisation	Not known	Supported Housing	Total
Broadway - Goldhawk Road/Market Lane		2	1	3
Broadway - Edith Road			3	3
Broadway - The Coningshams	1	1	1	3
Total	1	3	5	9

Client Support Needs/Institutional History

10) Support needs

People contacted by outreach or BBS teams and/or arriving in accommodation in the quarter by support needs



Base: 53 Note that the base figure for this graph excludes clients where all 3 support needs are not known or not recorded (26).

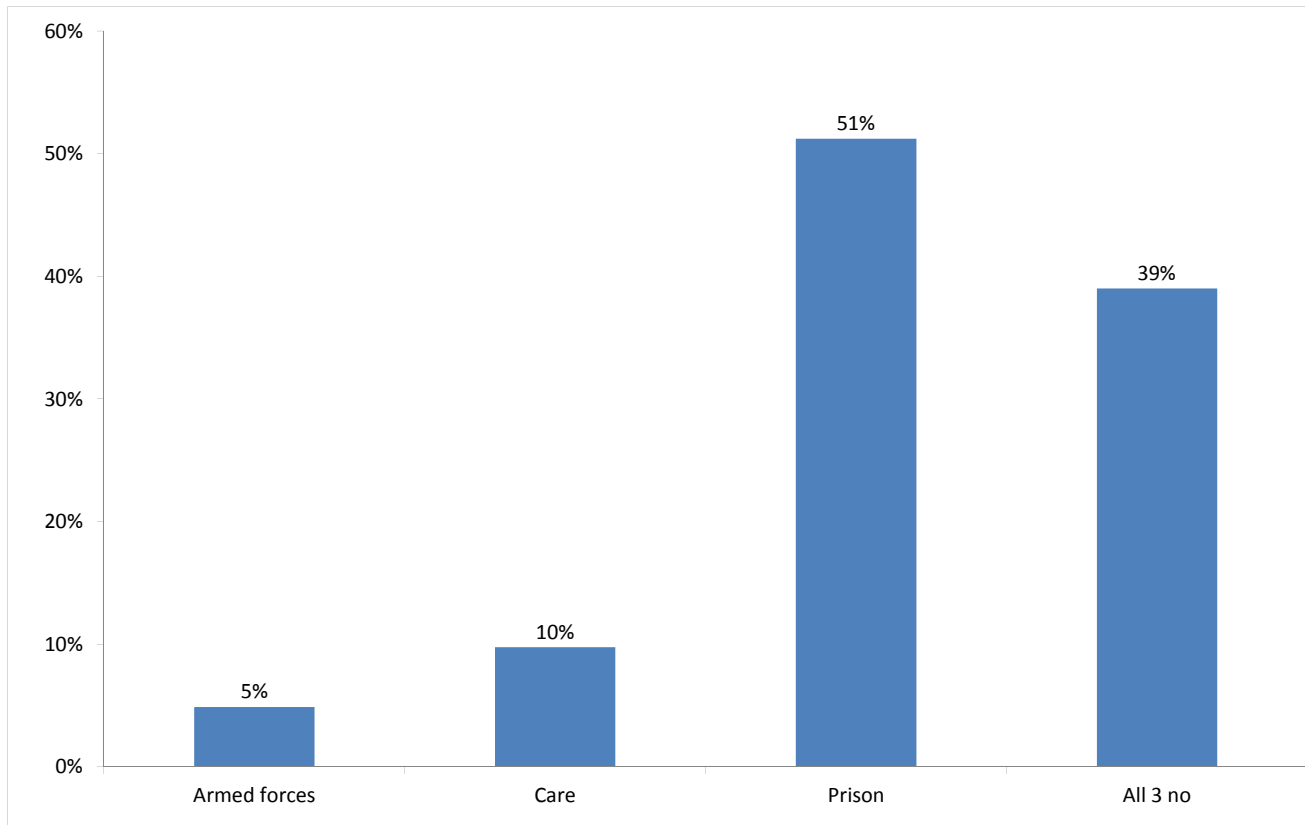
Support Needs	No. of people	%
Alcohol only	21	27%
Drugs only	6	8%
Mental health only	1	1%
Alcohol and drugs	3	4%
Alcohol and mental health	4	5%
Drugs and mental health	4	5%
Alcohol, drugs and mental health	8	10%
All 3 no	5	6%
All 3 not known or not assessed	26	33%
All 3 no, not known or not assessed	1	1%
Total	79	100%

The proportion of people with an alcohol support need is slightly lower than previous quarters: Apr-Jun, 85% Jul-Sept, 80%; Oct-Dec, 76%.

The proportion of people contacted in Hammersmith and Fulham with all support needs is consistent with the proportion across all boroughs this quarter.

11) Experience of armed forces, care or prison

People contacted by outreach or BBS teams and/or arriving in accommodation in the quarter by experience of the armed forces, care or prison



Base: 41 Note that the base figure for this graph excludes clients where all 3 institutional histories are not known.

2 people contacted in Hammersmith and Fulham this quarter have previously been in the armed forces (3 last quarter). Both were from Poland.

4 people contacted in Hammersmith and Fulham this quarter have previously been in care (5 last quarter).

21 people contacted in Hammersmith and Fulham this quarter have previously been in prison (19 last quarter).

It is possible for someone contacted to have previous experience of more than one institution and so be included in more than one of the above figures. 3 people contacted in the year have been in care and prison.

The proportion of people contacted in Hammersmith and Fulham with previous experience of prison is consistent with last quarter and compares to 38% in the same quarter last year.

The proportion of people with experience of the armed forces, care and prison is consistent with the proportion across all London boroughs this quarter.