



CHAIN
Quarterly Report for
Islington
January - March 2011



CHAIN Quarterly report for Islington 1st January to 31st March 2011

Contents

Outreach Work

1) Rough sleeping

People seen by outreach or building based (BBS) teams in the quarter - rough sleeping or contacted either on the streets or in services

2) Rough sleeping volume

People seen rough sleeping by number of bedded down contacts during the quarter

3) Nationality of rough sleepers

People seen rough sleeping by outreach or BBS teams during the quarter by flow, stock and returner model.

4) No booking into accommodation events

People contacted in the quarter with no accommodation events (booking or referrals) by any outreach or BBS team, by total number of street contacts recorded on CHAIN

5) Accommodation and reconnection events (Outreach)

Outreach accommodation (bookings and referrals) and reconnection events achieved in the quarter by type of accommodation

Wider street population

6) Street activity

Street population (people who rough sleep and/or engage in a street lifestyle) contacted by outreach who fall into one or more of the street activity categories on CHAIN

Hostels, assessment centres, rolling shelters and second stage accommodation

7) Arrivals

Temporary accommodation arrivals by accommodation project and source of referral.

8) Departures - destination on departure

Departure actions by destination on departure

Support needs, institutional history and wider street population

9) Support needs

People contacted by outreach or BBS teams and/or arriving in accommodation in the quarter by support needs

10) Experience of armed forces, care or prison

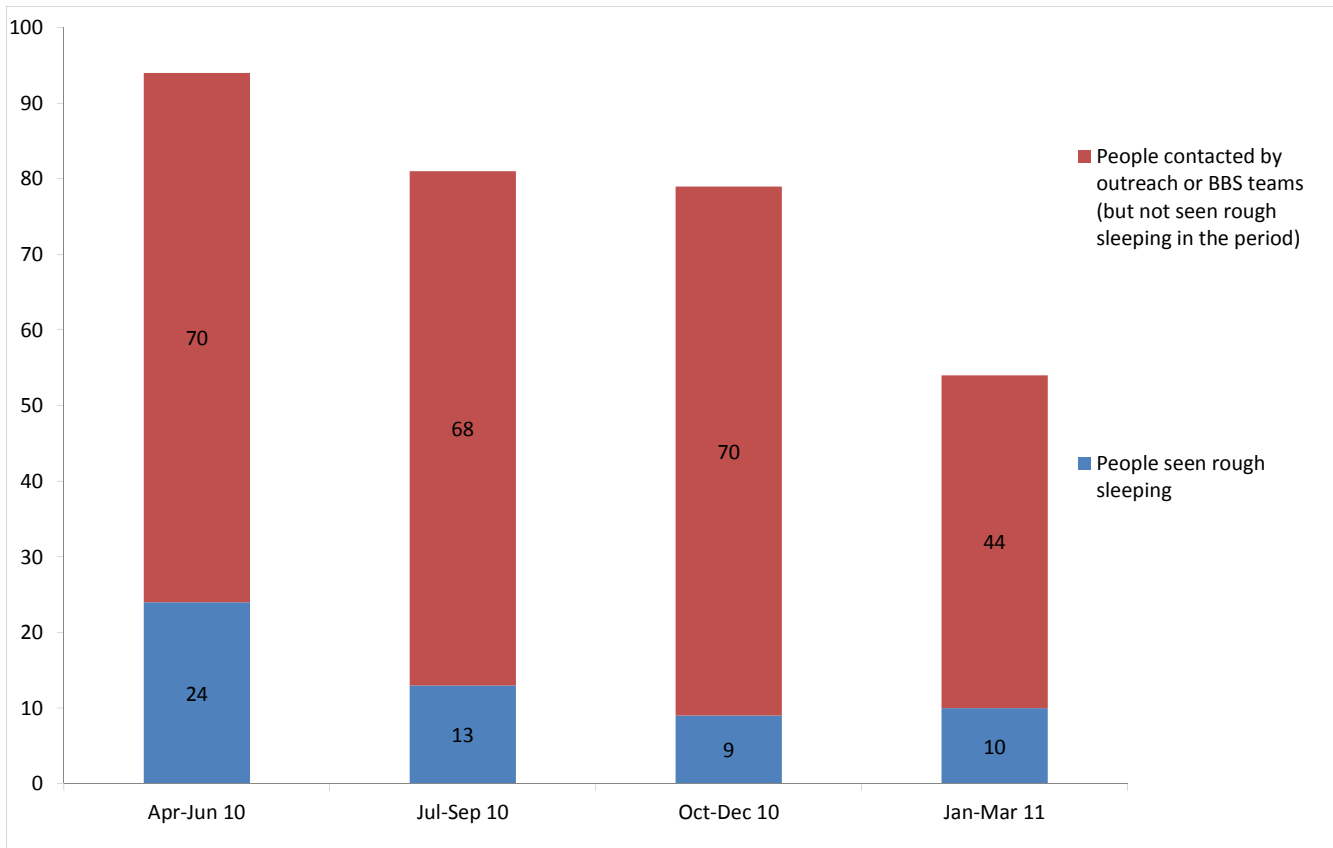
People contacted by outreach or BBS teams and/or arriving in accommodation in the quarter by experience of the armed forces, care or prison

CHAIN Quarterly report for Islington

Outreach Work

1) Rough sleeping

People seen by outreach or building based (BBS) teams in the quarter - rough sleeping or contacted either on the streets or in services



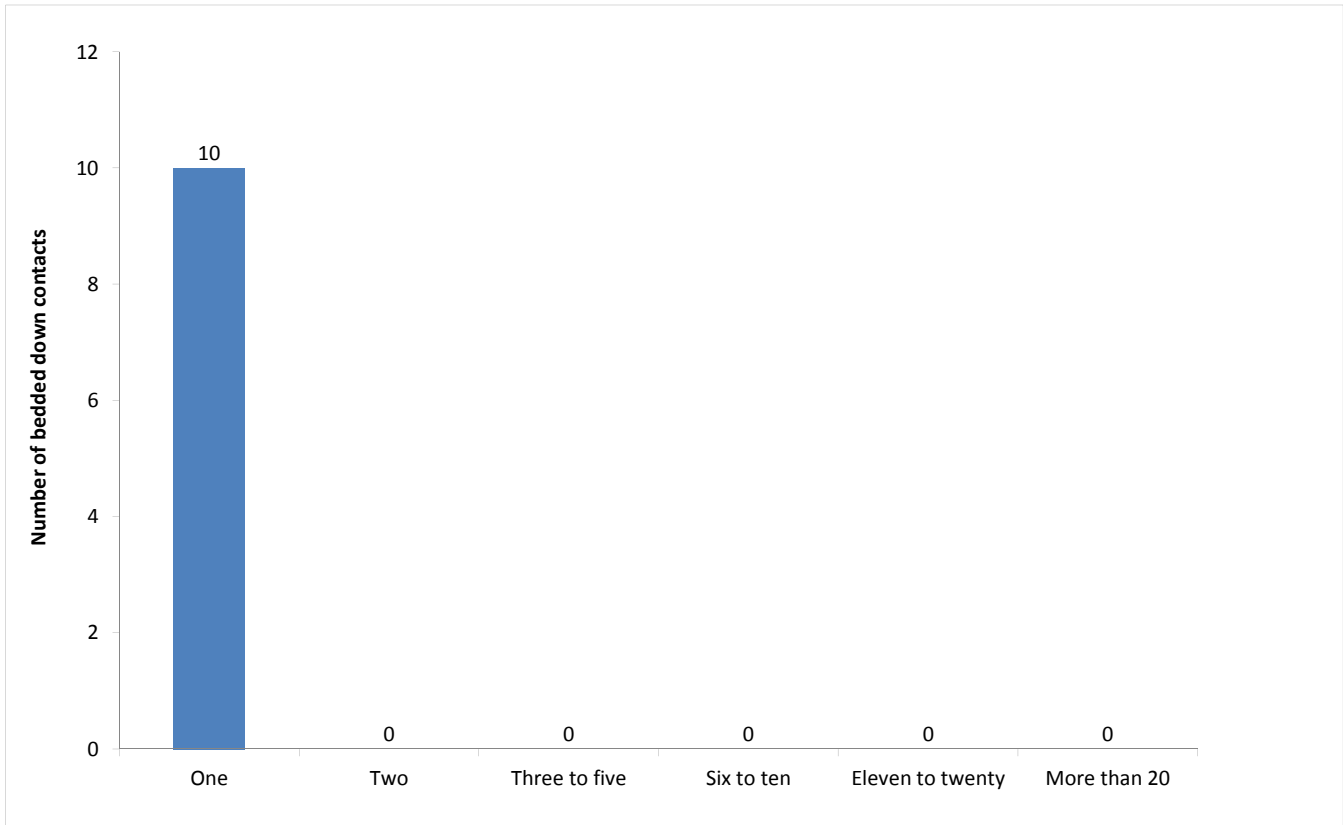
Apr-Jun 10 base: 94
Jul-Sep 10 base: 81
Oct-Dec 10 base: 79
Jan-Mar 11 base: 54

54 verified rough sleepers were contacted by services in Islington during the quarter. This is a decrease from 79 last quarter and compares to 84 in the same quarter last year.

Of these 54, 10 had a bedded down street contact in the quarter and so were known to have slept rough in Islington during the quarter. The number sleeping rough this quarter has increased by 11%.

2) Rough sleeping volume

People seen rough sleeping by number of bedded down contacts during the quarter



Of the 10 people seen rough sleeping this quarter, all had only had a single bedded down street contact.

Of the 10 people seen bedded down, none were from CEE countries.

NB CEE nationals often cannot be offered the same service as other people due to benefit restrictions.

3) Nationality of rough sleepers

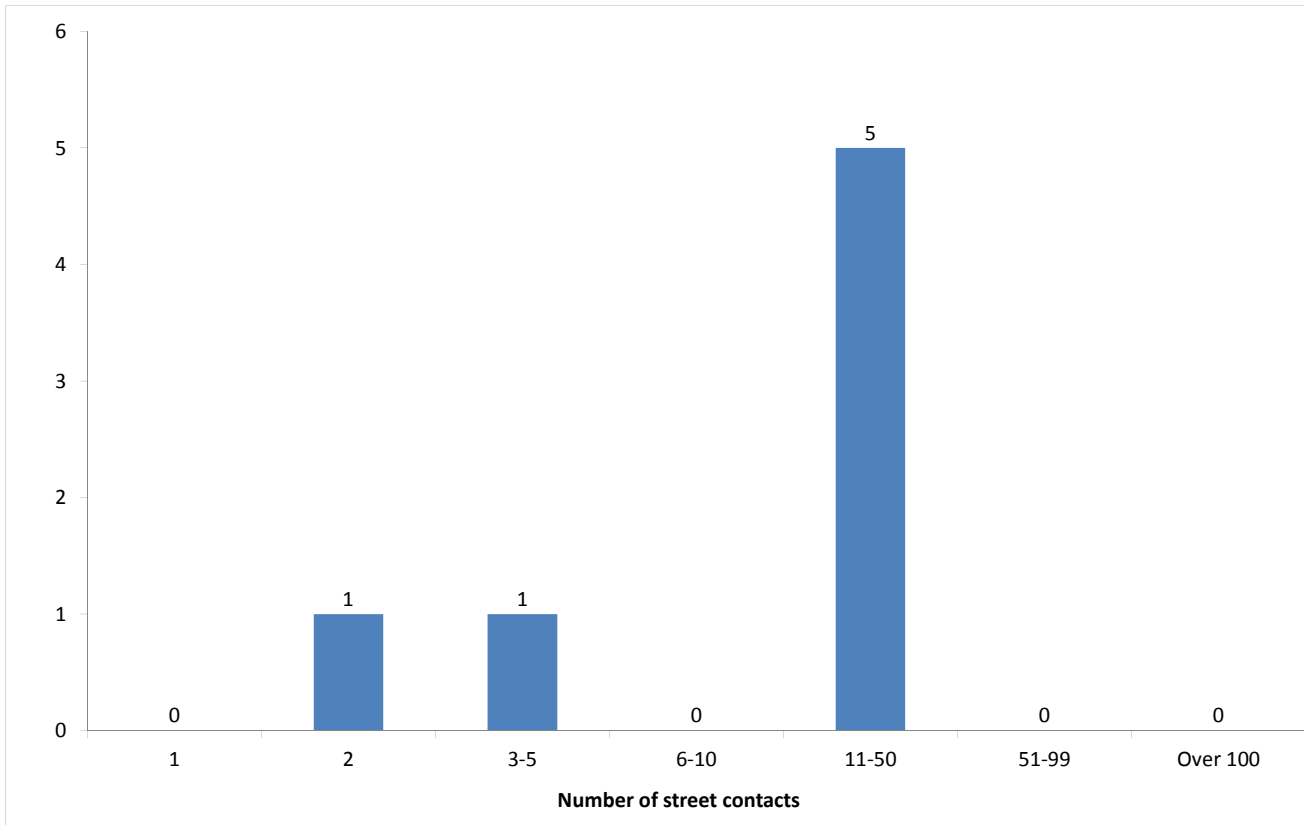
People seen rough sleeping by outreach or BBS teams during the quarter by flow, stock and returner model.

Nationality	Apr-Jun	%	Jul-Sep	%	Oct-Dec	%	Jan-Mar	%
UK	18	82%	5	45%	6	67%	7	70%
Ireland (Republic of)								
Portugal								
Bulgaria								
Czech Republic								
Estonia								
Hungary								
Latvia	1	5%						
Lithuania					1	11%		
Poland	1	5%						
Romania								
Slovenia								
Slovakia								
Central and East European (CEE) sub-total	2	9%	0	0%	1	11%		
other Europe	2	9%	1	9%			1	10%
Eritrea			1	9%				
Africa					2	22%		
America								
Asia			4	36%				
Australasia							2	20%
<i>Missing</i>	1		1					
<i>Not known</i>	1		1					
Total	24		13		9		10	
Total**	22	100%	11	100%	9	100%	10	100%

**This total excludes those people seen rough sleeping where their nationality is not known

4) No booking into accommodation events

People contacted in the quarter with no accommodation events (booking or referrals) by any outreach or BBS team, by total number of street contacts recorded on CHAIN



Base: 7

7 (13%) verified rough sleepers contacted across Islington this quarter have never had a booking in action recorded on CHAIN.

This is consistent with the previous two quarters, and with the same quarter last year, but markedly lower than the same quarter in 2009, when it was 44%.

1 of these people has slept rough in the quarter, which is 10% of all people sleeping rough this quarter.

5) Accommodation and reconnection events (Outreach)

Outreach accommodation (bookings and referrals) and reconnection events achieved in the quarter by type of accommodation

Accommodation type	No. of events	%
Assessment centre	2	6%
Bed & breakfast	1	3%
Clinic/Detox/Rehab	0	0%
Night Centre	7	23%
Rolling shelter	3	10%
<i>Referrals only (no booking in)</i>	3	
Hostel	3	10%
<i>Referral rejected (no booking in)</i>	0	
Other temporary	0	0%
Second-stage accommodation	1	3%
St Mungo's complex needs	1	3%
St Mungo's semi-independent	0	0%
Clearing House/RSI	1	3%
LA tenancy (general needs)	0	0%
Private rented sector	0	0%
Private rented sector - independent	0	0%
Private rented sector - with some floating support/support	1	3%
RSL tenancy (general needs)	0	0%
Sheltered housing	0	0%
Supported housing	0	0%
Other long-term accommodation	0	0%
Bookings into accommodation total	20	65%
Return to home area	3	10%
Seeking work	0	0%
Move to area for friends/family	0	0%
Move to area with appropriate services	10	32%
Other	0	0%
Reconnections total	11	35%
TOTAL	31	100%

Outreach and BBS teams across Islington succeeded in reconnecting or booking into accommodation 13 people, 24% of the 54 people contacted during the quarter.

This compares to 19% Jul-Sept and 38% Oct-Dec. It is consistent with the proportion across all London boroughs this quarter.

13 people had a total of 20 booking in events. This indicates that individuals can be booked into accommodation (the same type or different) more than once in the quarter.

1 person was booked into long-term accommodation. This is lower than last quarter, but consistent with the previous two quarters: Apr-Jun, 23%; Jul-Sept, 19%; Oct-Dec, 38%.

2 people were booked into hostel accommodation. This is consistent with previous periods.

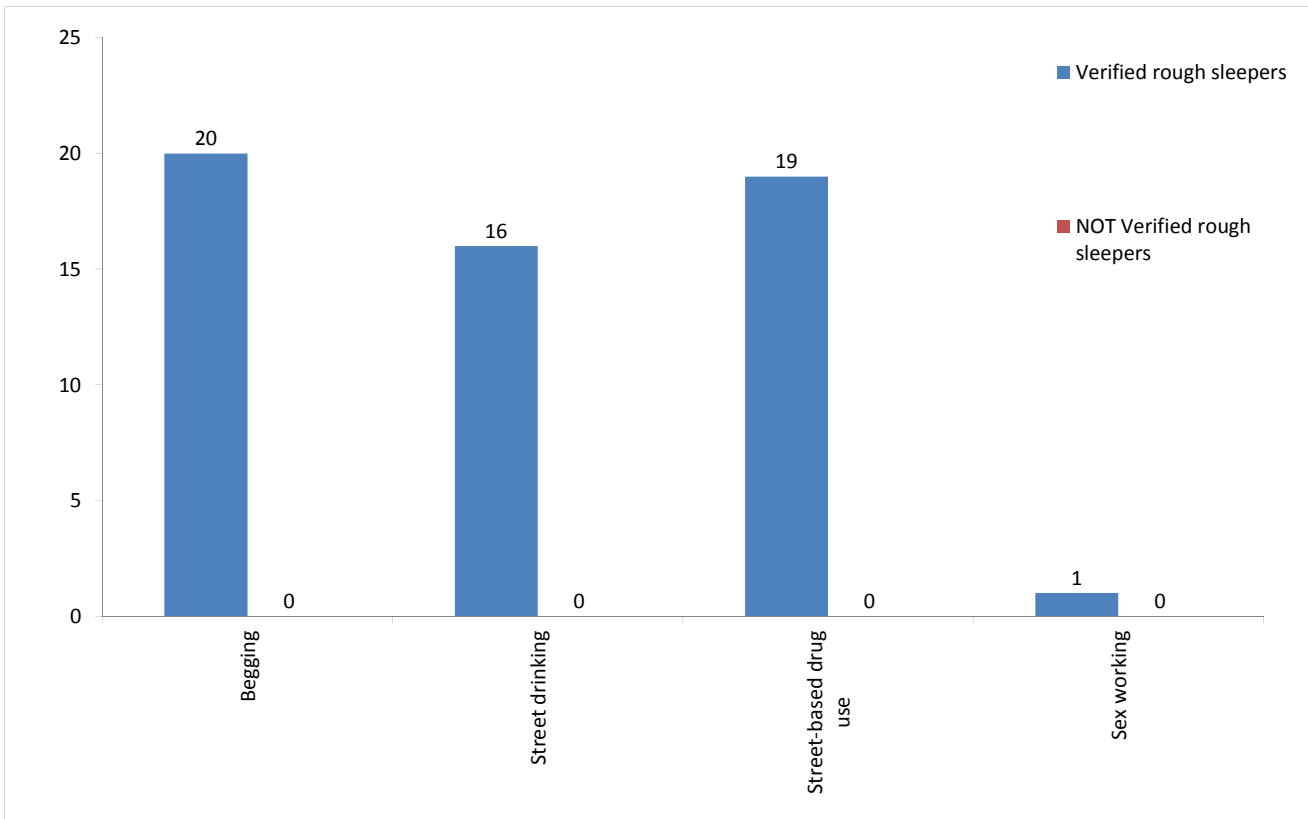
Outreach and BBS teams across Islington achieved a confirmed reconnection with 1 person they contacted this quarter. This is 2% of the people contacted by outreach or BBS teams this quarter.

11 advised and confirmed reconnection events were recorded by outreach and BBS teams for verified rough sleepers this quarter. No such actions were recorded for the wider street population (people not seen sleeping rough).

* These events are excluded from the total. Referral to hostel is a speculative referral to a hostel, confirmation of which leads to a booking in action being recorded.

6) Street activity

Street population (people who rough sleep and/or engage in a street lifestyle) contacted by outreach who fall into one or more of the street activity categories on CHAIN



Base for verified rough sleepers: 27

Base for people not verified as rough sleepers: 1

Of the 54 verified rough sleepers contacted this quarter, 27 (50%) have been assessed as engaging in one or more street activities.

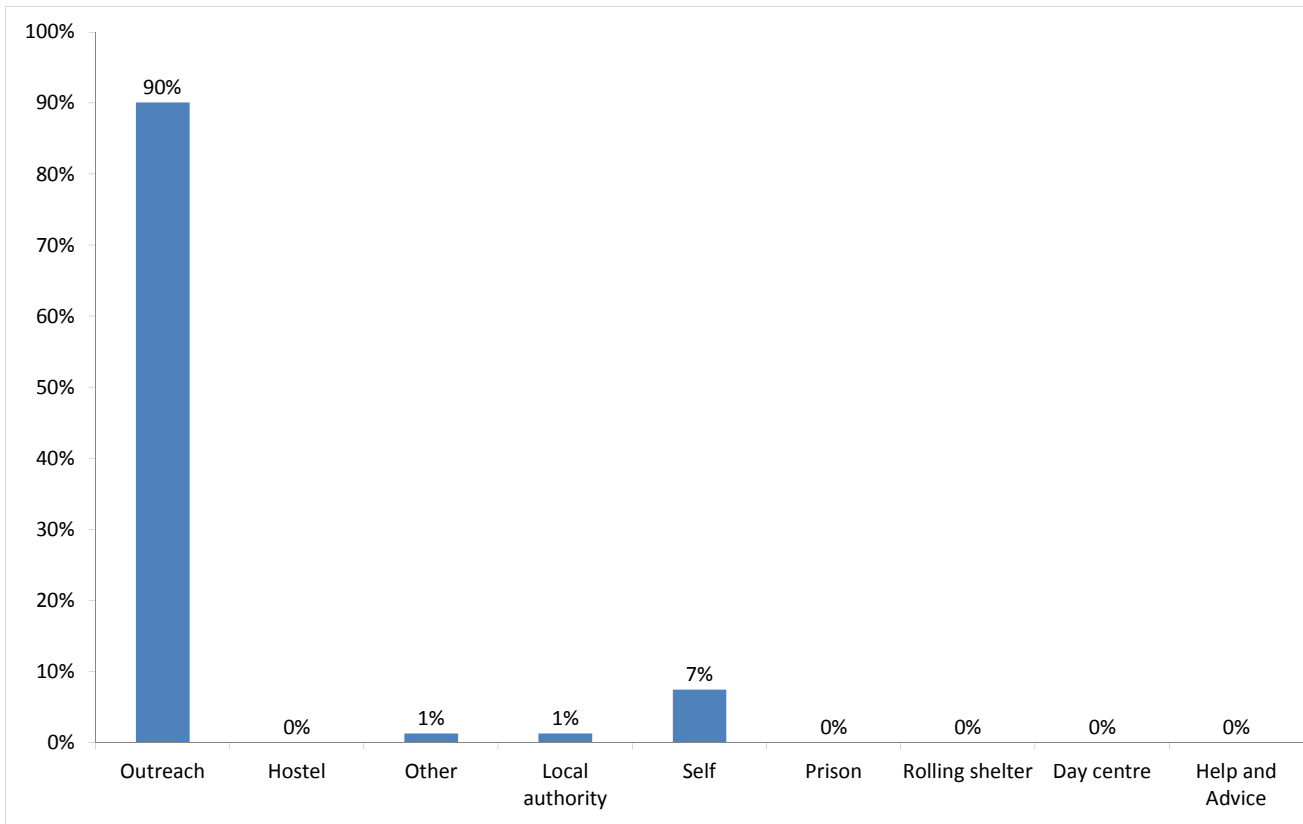
Some of these people contacted this quarter have been seen engaging in more than one type of street activity at some point.

In addition to the 54 verified rough sleepers contacted in the quarter by outreach or BBS teams, 1 person who is considered vulnerable but has not been seen rough sleeping was also contacted.

Temporary Accommodation: hostels, assessment centres, rolling shelters and second stage

7) Arrivals

Temporary accommodation arrivals by accommodation project and source of referral.



Base: 81

81 people arrived at accommodation in Islington this year. These 81 people had 81 arrival actions.

The numbers of people arriving and arrivals are consistent with the previous three quarters.

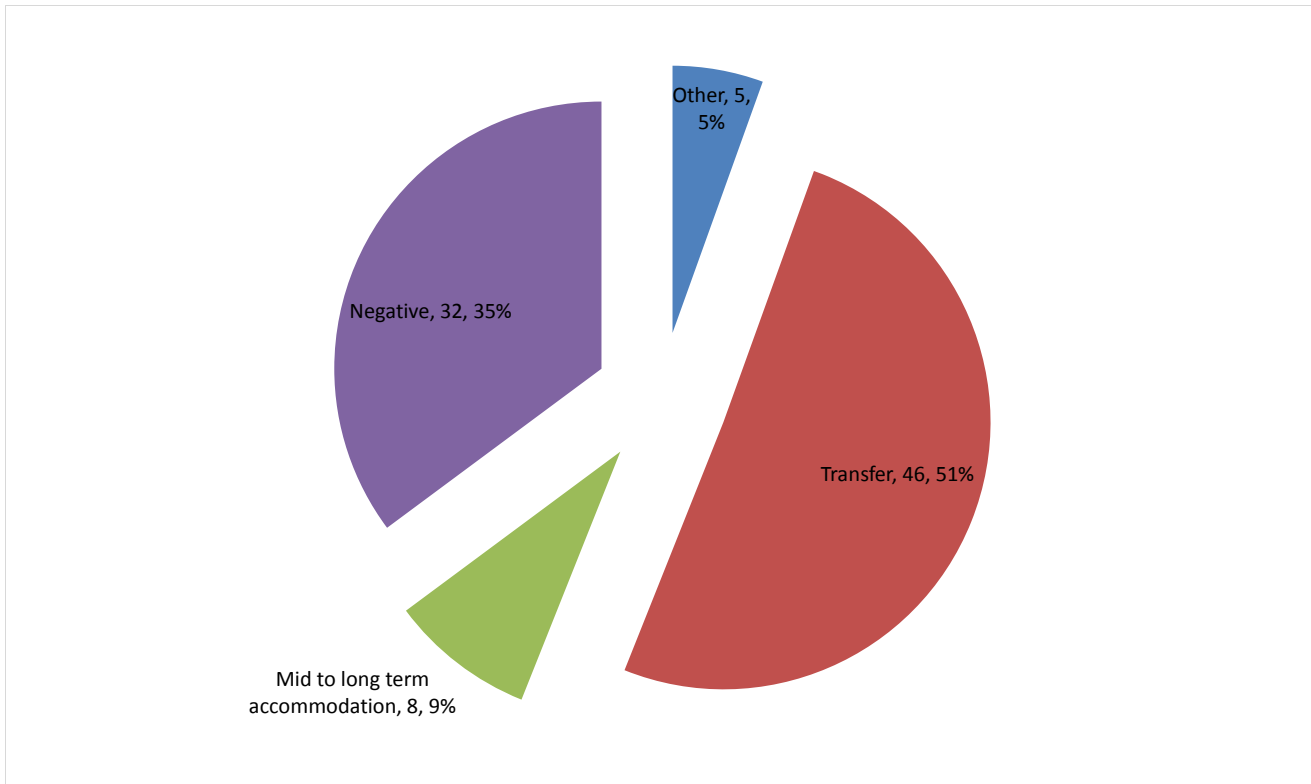
The proportion of arrivals to accommodation in Islington that were referred by outreach or BBS teams and other accommodation projects is consistent with the three previous quarters, and with the proportion across all boroughs this quarter.

Breakdown by accommodation:

Source of referral → Accommodation ↓	BBS - CSTM	Westminster SSHU - CSTM	Passage BBS and Day Centre	Westminster SSHU - Passage	BBS - St Mungo's	Westminster SPOT	City Rough Sleepers Team	CRI - Camden	Heathrow Airport Outreach	Lambeth SORT	Southwark SPOT	London Street Rescue	Pilion Islington Outreach	GP/Hospital/Health authority	Local authority	Self	Total
St Mungo's - Margery Street	11	1	11	1	10	1	7	2	3	1	8	13	3				72
Cranstoun Drug Services - City Road														1		6	7
St Mungo's - Tollington Road													1				1
St Mungo's - Wharton Street															1		1
Total	11	1	11	1	10	1	7	2	3	1	8	13	4	1	1	6	81

8) Departures - destination on departure

Departure actions by destination on departure



Base: 89

Destination categories on CHAIN	Chart category	Colour
Care home, Clearing House/RSI, Home area, Hospital - long term, LA tenancy (general needs), Long-term accommodation, Previous home, Private rented sector - independent, Private rented sector - supported, RSL tenancy (general needs), Sheltered Housing, Supported Housing	Mid to long term accommodation	
Bed & Breakfast, Detox clinic, Hostel, Hostel - another organisation, Hostel - within the organisation, Rehab clinic, Temporary accommodation, Psychiatric hospital, Hospital - NOT long term/acute care	Transfer	
Not known, Sleeping rough/returned to streets, Taken into custody	Negative	
Died, Outside London, Staying with family, Staying with friends	Other	

Destination on departure from temporary accommodation	Number	%
Bed & Breakfast	2	2%
Died	1	1%
Hostel - another organisation	31	35%
Hostel - within the organisation	9	10%
Not known	17	19%
Private rented sector - independent	2	2%
Private rented sector - with some floating support/support	2	2%
Rehab clinic	4	4%
Returned to home country (CEE)	1	1%
Sleeping rough/Returned to streets	12	13%
Staying with family	1	1%
Staying with friends	3	3%
Supported Housing	1	1%
Taken into custody	3	3%
Total	89	100%

45% of people left accommodation to move to another hostel. This is consistent with the previous three quarters.

9% of people left accommodation to move to mid to long-term accommodation. This is consistent with the previous three quarters.

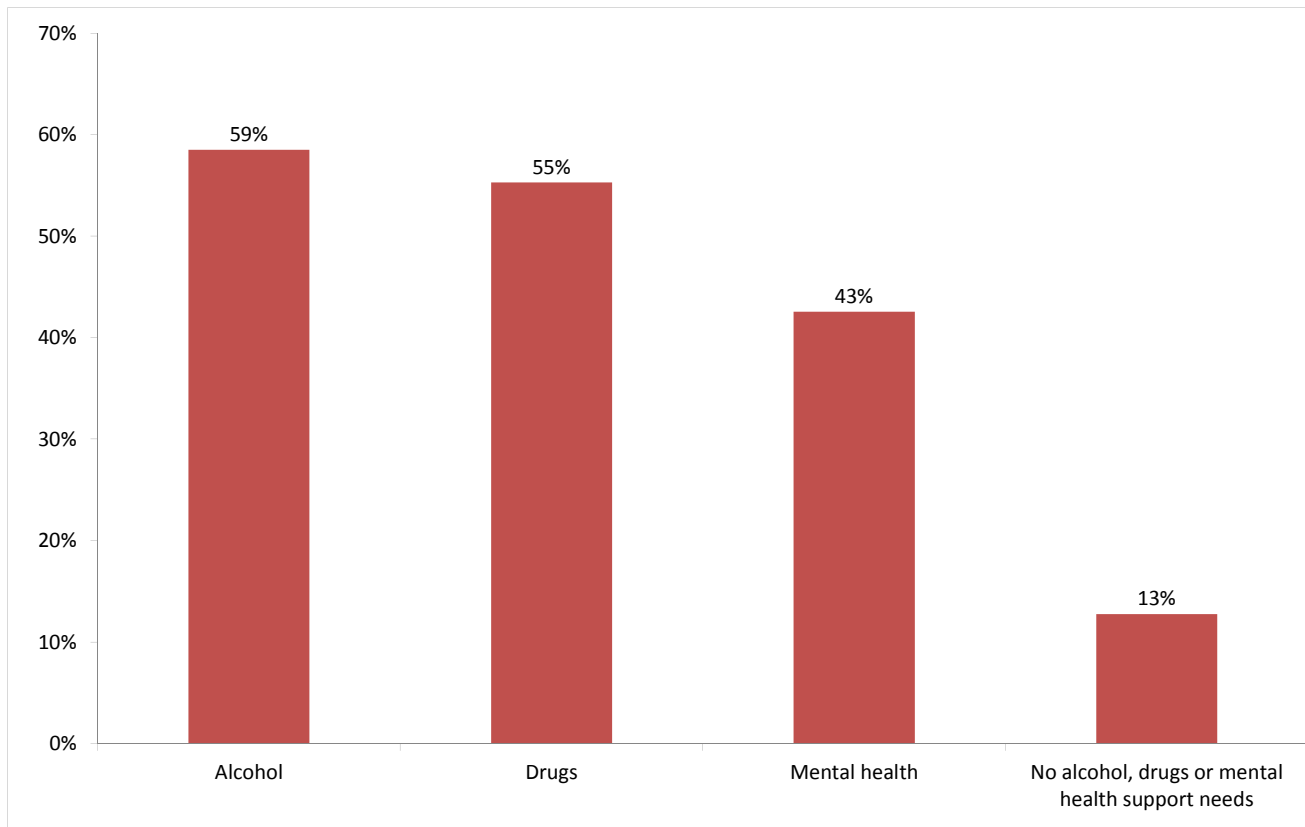
Breakdown by accommodation

Destination Accommodation															Total
	Bed & Breakfast	Died	Hostel - another organisation	Hostel - within the organisation	Not known	Private rented sector -	Private rented sector - with some	Rehab clinic	Returned to home country (CEE)	Sleeping rough/Returned to	Staying with family	Staying with friends	Supported Housing	Taken into custody	
St Mungo's - Margery Street	2	1	29	9	13	2	2		1	11	1	3	1	3	78
Cranstoun Drug Services - City Road			1		3			4		1					9
St Mungo's - Barnsbury Road			1												1
St Mungo's - Wharton Street					1										1
Total	2	1	31	9	17	2	2	4	1	12	1	3	1	3	89

Client Support Needs/Institutional History

9) Support needs

People contacted by outreach or BBS teams and/or arriving in accommodation in the quarter by support needs



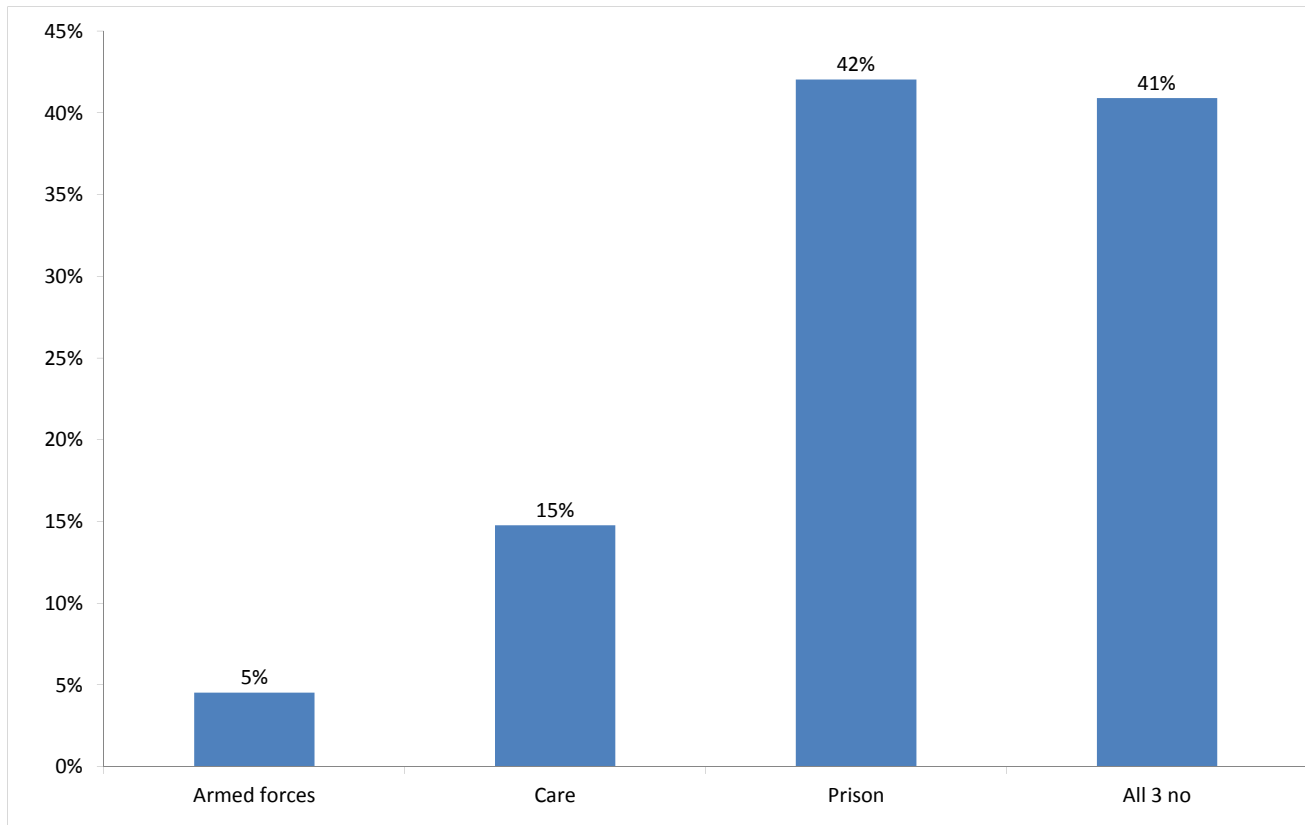
Base: 94 Note that the base figure for this graph excludes clients where all 3 support needs are not known or not recorded (55).

Support Needs	No. of people	%
Alcohol only	10	7%
Drugs only	14	9%
Mental health only	9	6%
Alcohol and drugs	18	12%
Alcohol and mental health	11	7%
Drugs and mental health	4	3%
Alcohol, drugs and mental health	16	11%
All 3 no	12	8%
All 3 not known or not assessed	55	37%
All 3 no, not known or not assessed	0	0%
Total	149	100%

The proportion of people contacted in Islington with an alcohol, drugs or mental health support need is consistent with the previous two periods, and with the proportion across all boroughs this quarter.

10) Experience of armed forces, care or prison

People contacted by outreach or BBS teams and/or arriving in accommodation in the quarter by experience of the armed forces, care or prison



Base: 88 Note that the base figure for this graph excludes clients where all 3 institutional histories are not known.

4 people contacted in Islington this quarter have previously been in the armed forces (7 last quarter).

Nationality	Number	%
UK	1	25%
Europe	3	75%
Total	4	100%

13 people contacted in Islington this quarter have previously been in care (22 last quarter).

37 people contacted in Islington this quarter have previously been in prison (48 last quarter).

It is possible for someone contacted to have previous experience of more than one institution and so be included in more than one of the above figures. 10 people contacted in the year have been in care and prison.

The proportion of people with experience of the armed forces, care or prison is consistent with the previous two periods, and with the proportion across all boroughs this quarter.