



CHAIN
Quarterly Report for
Southwark
January - March 2011



CHAIN Quarterly report for Southwark 1st January to 31st March 2011

Contents

Outreach Work

1) Rough sleeping

People seen by outreach or building based (BBS) teams in the quarter - rough sleeping or contacted either on the streets or in services

2) Rough sleeping volume

People seen rough sleeping by number of bedded down contacts during the quarter

3) Nationality of rough sleepers

People seen rough sleeping by outreach or BBS teams during the quarter by flow, stock and returner model.

4) People contacted by month

People seen rough sleeping by outreach or building based (BBS) teams by month

5) No booking into accommodation events

People contacted in the quarter with no accommodation events (booking or referrals) by any outreach or BBS team, by total number of street contacts recorded on CHAIN

6) Accommodation and reconnection events (Outreach)

Outreach accommodation (bookings and referrals) and reconnection events achieved in the quarter by type of accommodation

Wider street population

7) Street activity

Street population (people who rough sleep and/or engage in a street lifestyle) contacted by outreach who fall into one or more of the street activity categories on CHAIN

Hostels, assessment centres, rolling shelters and second stage accommodation

8) Arrivals

Temporary accommodation arrivals by accommodation project and source of referral.

9) Departures - destination on departure

Departure actions by destination on departure

Support needs, institutional history and wider street population

10) Support needs

People contacted by outreach or BBS teams and/or arriving in accommodation in the quarter by support needs

11) Experience of armed forces, care or prison

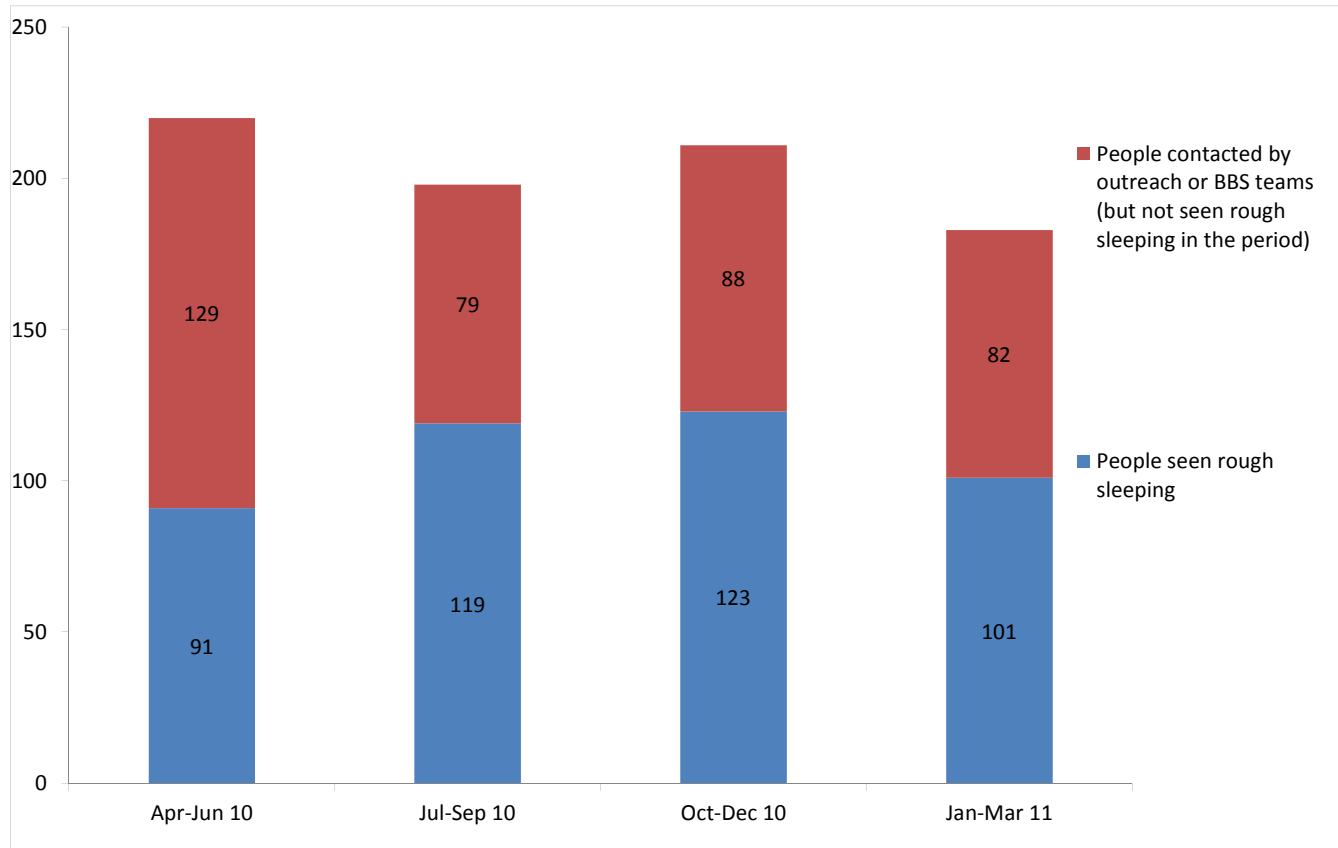
People contacted by outreach or BBS teams and/or arriving in accommodation in the quarter by experience of the armed forces, care or prison

CHAIN Quarterly report for Southwark

Outreach Work

1) Rough sleeping

People seen by outreach or building based (BBS) teams in the quarter - rough sleeping or contacted either on the streets or in services



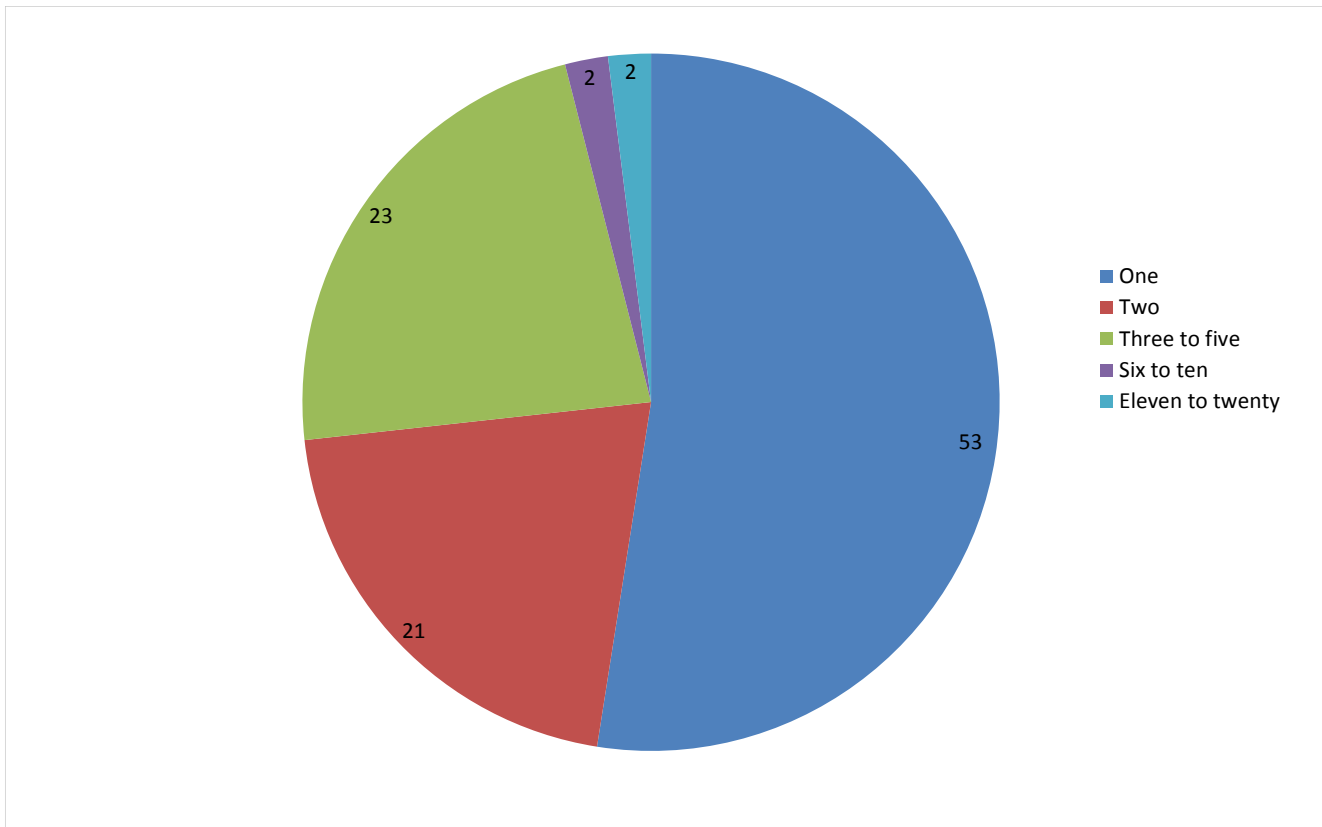
Apr-Jun 10 base: 220
Jul-Sep 10 base: 198
Oct-Dec 10 base: 211
Jan-Mar 11 base: 183

183 verified rough sleepers were contacted by services in Southwark during the quarter. This is a decrease from 211 last quarter and compares to 124 in the same quarter last year.

Of these 183, 101 had a bedded down street contact in the quarter and so were known to have slept rough in Southwark during the quarter. The number sleeping rough this quarter has decreased by 18%.

2) Rough sleeping volume

People seen rough sleeping by number of bedded down contacts during the quarter



Base: 101

Of the 101 people seen rough sleeping this quarter, 53 only had a single bedded down street contact.

Of the 101 people seen bedded down, 20 were from CEE countries and seen only once during the period.

NB CEE nationals often cannot be offered the same service as other people due to benefit restrictions.

3) Nationality of rough sleepers

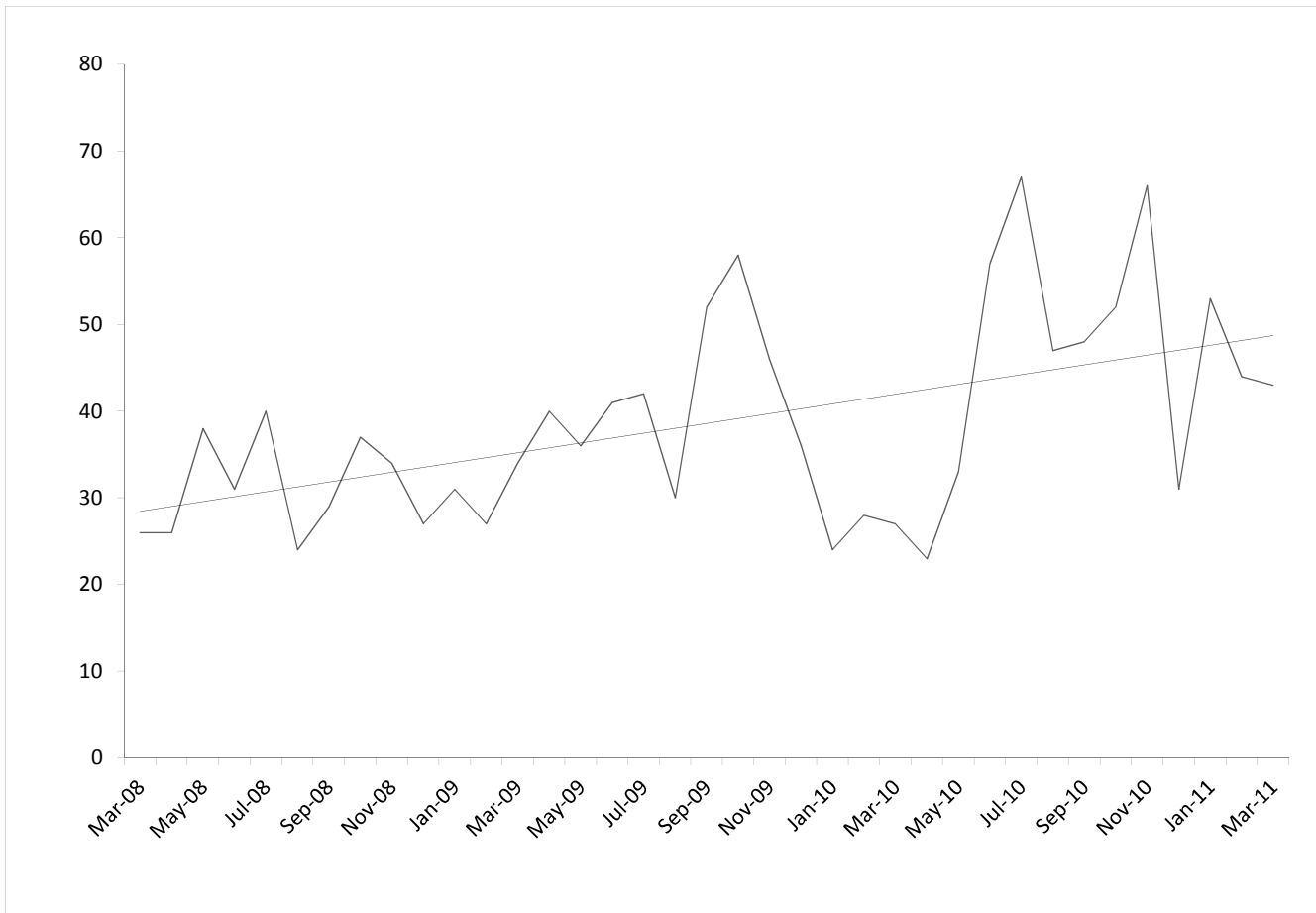
People seen rough sleeping by outreach or BBS teams during the quarter by flow, stock and returner model.

Nationality	Apr-Jun	%	Jul-Sep	%	Oct-Dec	%	Jan-Mar	%
UK	31	35%	37	33%	38	32%	31	32%
Ireland (Republic of)	1	1%	2	2%	3	3%	3	3%
Portugal	0	0%	1	1%	2	2%	1	1%
Bulgaria	1	1%	1	1%	2	2%	0	0%
Czech Republic	2	2%	5	5%	5	4%	10	10%
Estonia	0	0%	1	1%	0	0%	0	0%
Hungary	1	1%	0	0%	2	2%	1	1%
Latvia	1	1%	2	2%	4	3%	3	3%
Lithuania	9	10%	13	12%	15	13%	7	7%
Poland	31	35%	20	18%	22	18%	18	18%
Romania	0	0%	5	5%	8	7%	3	3%
Slovenia	0	0%	1	1%	0	0%	0	0%
Slovakia	1	1%	6	5%	6	5%	4	4%
Central and East European (CEE) sub-total	46	52%	54	49%	64	53%	46	47%
other Europe	2	2%	5	5%	6	5%	8	8%
Eritrea	0	0%	0	0%	0	0%	0	0%
Africa	5	6%	9	8%	4	3%	8	8%
America	2	2%	0	0%	1	1%	0	0%
Asia	1	1%	3	3%	2	2%	1	1%
Australasia	0	0%	0	0%	0	0%	0	0%
<i>Missing</i>	<i>1</i>		<i>2</i>		<i>0</i>		<i>1</i>	
<i>Not known</i>	<i>2</i>		<i>6</i>		<i>3</i>		<i>2</i>	
Total	91		119		123		101	
Total**	88	100%	111	100%	120	100%	98	100%

**This total excludes those people seen rough sleeping where their nationality is not known

4) People contacted by month

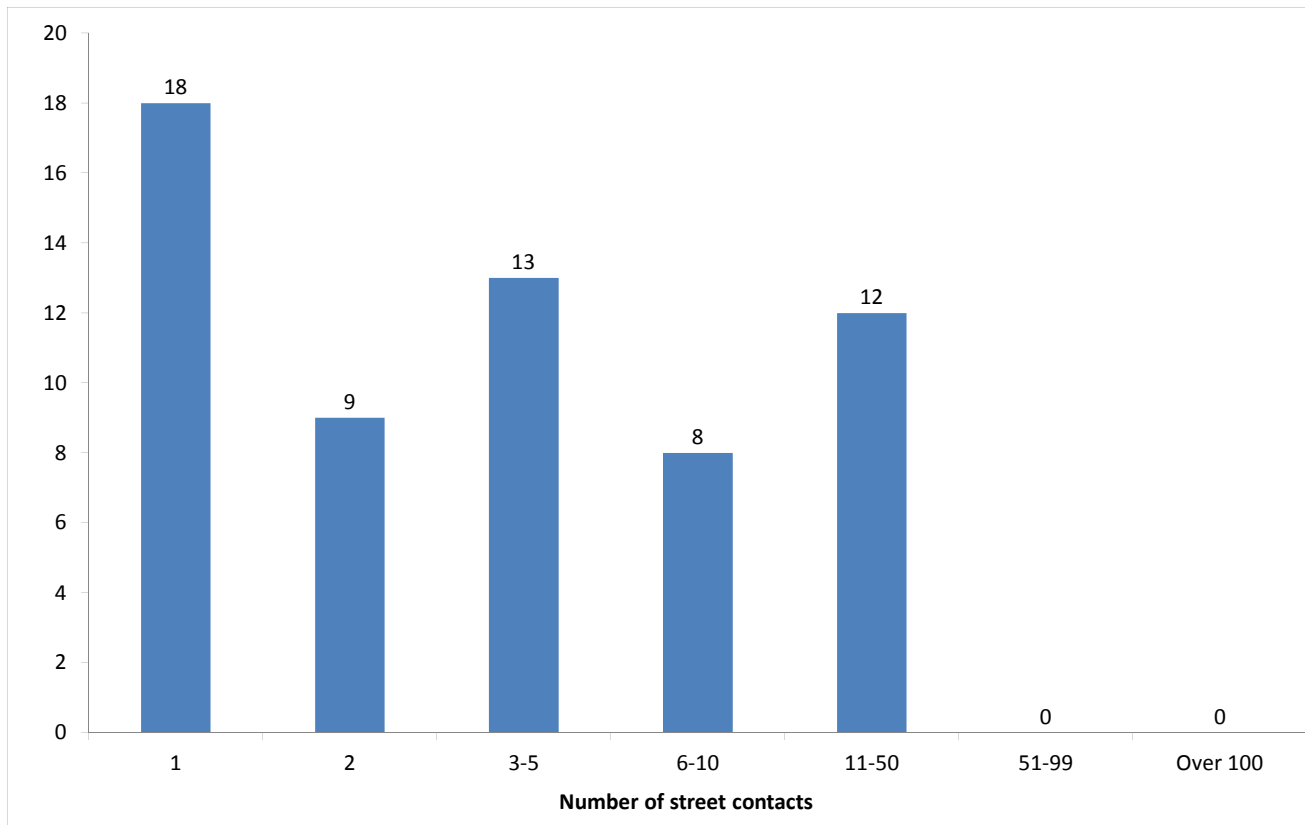
People seen rough sleeping by outreach or building based (BBS) teams by month



The graph shows that there has been a steady increase in the number of people seen rough sleeping in Southwark over the last three years.

5) No booking into accommodation events

People contacted in the quarter with no accommodation events (booking or referrals) by any outreach or BBS team, by total number of street contacts recorded on CHAIN



Base: 60

60 (33%) verified rough sleepers contacted across Southwark this quarter have never had a booking in action recorded on CHAIN. This has decreased from 80 (38%) in the previous period.

55 of these people have slept rough in the quarter, which is 54% of all people sleeping rough this quarter.

18 (30%) of the people who have never had a booking in action recorded on CHAIN have only ever had one street contact recorded.

6) Accommodation and reconnection events (Outreach)

Outreach accommodation (bookings and referrals) and reconnection events achieved in the quarter by type of accommodation

Accommodation type	No. of events	%
Assessment centre	0	0%
Bed & breakfast	2	2%
Clinic/Detox/Rehab	4	3%
Night Centre	7	6%
Rolling shelter	52	45%
<i>Referrals only (no booking in)</i>	35	
Hostel	30	26%
<i>Referral rejected (no booking in)</i>	1	
Other temporary	0	0%
Second-stage accommodation	0	0%
St Mungo's complex needs	0	0%
St Mungo's semi-independent	0	0%
Clearing House/RSI	0	0%
LA tenancy (general needs)	0	0%
Private rented sector	0	0%
Private rented sector - independent	1	1%
Private rented sector - with some floating support/support	0	0%
RSL tenancy (general needs)	0	0%
Sheltered housing	0	0%
Supported housing	2	2%
Other long-term accommodation	0	0%
Bookings into accommodation total	98	85%
Return to home area	5	4%
Seeking work	5	4%
Move to area for friends/family	3	3%
Move to area with appropriate services	8	7%
Other	0	0%
Reconnections total	17	15%
TOTAL	115	100%

Outreach and BBS teams across Southwark succeeded in reconnecting or booking into accommodation 62 people, 34% of the 183 people contacted during the quarter.

This is consistent with the previous quarter.

48 people had a total of 98 booking in events. This indicates that individuals can be booked into accommodation (the same type or different) more than once in the quarter.

3 people were booked into long-term accommodation. This is lower than the last quarter (6 people).

20 people were booked into hostel accommodation. This compares to 25 in the last quarter and is consistent with previous periods.

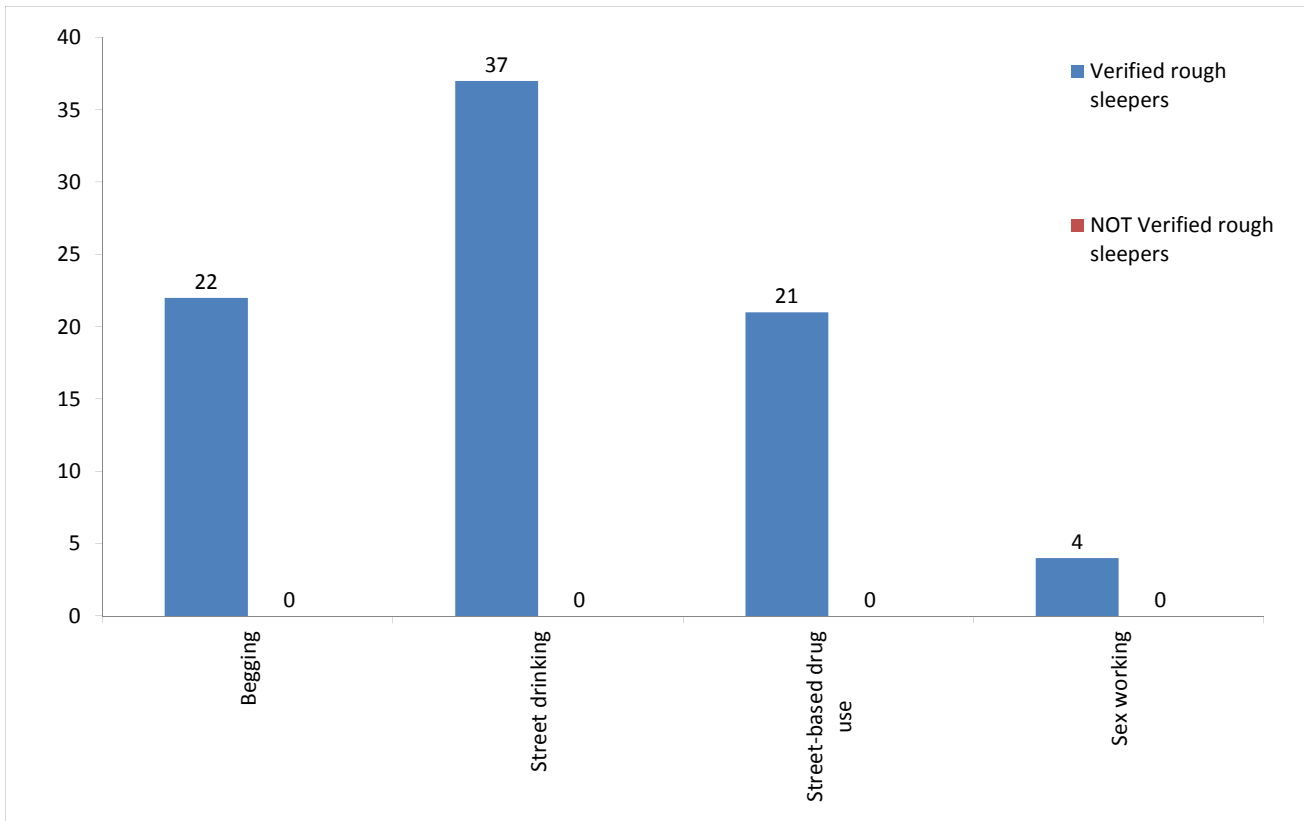
Outreach and BBS teams across Southwark achieved a confirmed reconnection with 16 people they contacted this quarter. This is 9% of the people contacted by outreach or BBS teams this quarter.

17 advised and confirmed reconnection events were recorded by outreach and BBS teams for verified rough sleepers this quarter.

* These events are excluded from the total. Referral to hostel is a speculative referral to a hostel, confirmation of which leads to a booking in action being recorded.

7) Street activity

Street population (people who rough sleep and/or engage in a street lifestyle) contacted by outreach who fall into one or more of the street activity categories on CHAIN



Base for verified rough sleepers: 51

Base for people not verified as rough sleepers: 0

Of the 183 verified rough sleepers contacted this quarter, 51 (28%) have been assessed as engaging in one or more street activities.

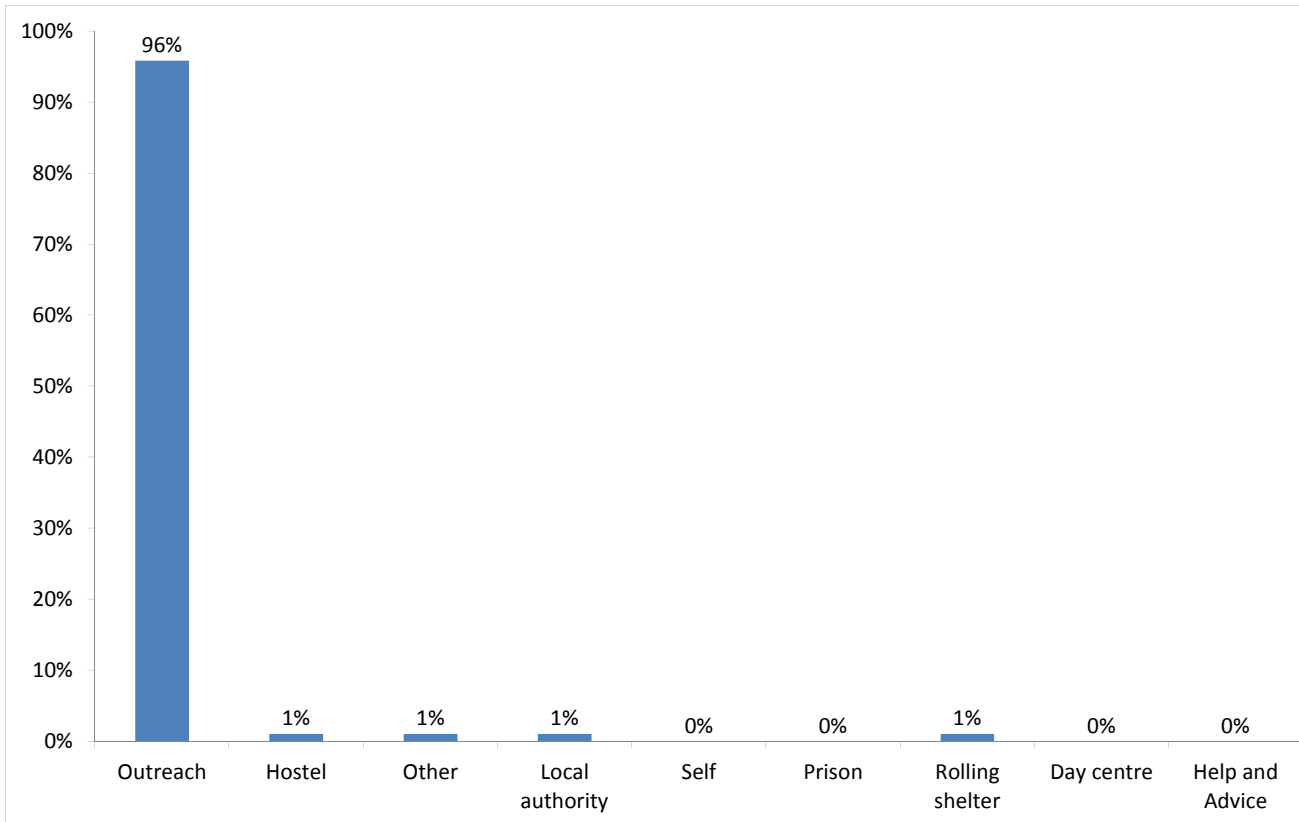
Some of these people contacted this quarter have been seen engaging in more than one type of street activity at some point.

In addition to the 183 verified rough sleepers contacted in the quarter by outreach or BBS teams, no other people who are considered vulnerable but have not been seen rough sleeping were also contacted.

Temporary Accommodation: hostels, assessment centres, rolling shelters and second stage

8) Arrivals

Temporary accommodation arrivals by accommodation project and source of referral.



Base: 96

88 people arrived at accommodation in Southwark this year. These 88 people had 96 arrival actions. This indicates that an individual can arrive more than once (at the same accommodation project or different) in a period.

The numbers of people arriving and arrivals are lower than previous periods (Oct-Dec; 101 people with 111 arrivals, July-Sept; 92 people with 106 arrivals).

The proportion of arrivals to accommodation in Southwark that were referred by outreach or BBS teams and other accommodation projects is consistent with previous periods this quarter.

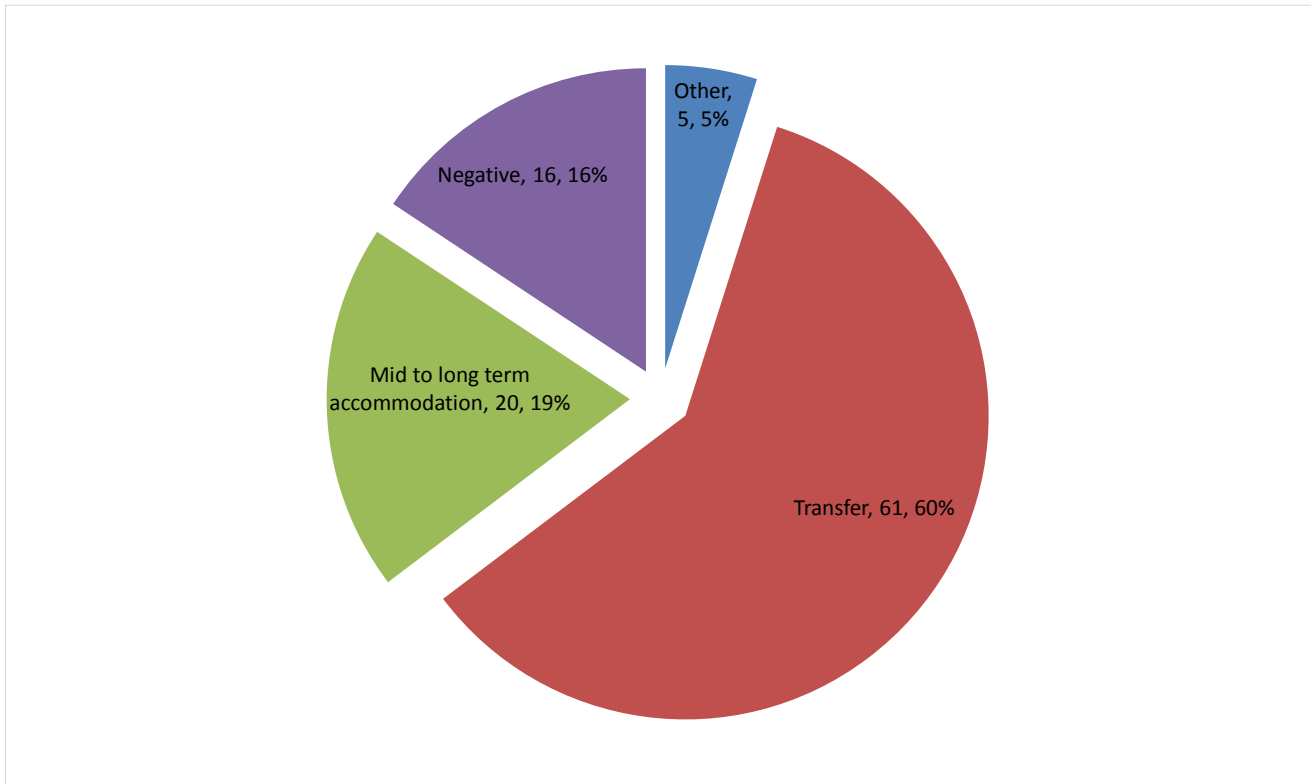
The proportion of arrivals in Southwark referred by outreach or BBS teams (96%) is notably higher than the proportion across all boroughs (81%) this quarter.

Breakdown by accommodation:

Source of referral → Accommodation ↓	City Rough Sleepers Team	Ealing SPOT	Heathrow Airport Outreach	Lambeth SORT	Southwark SPOT	Tower Hamlets SORT	London Street Rescue	Rolling shelter	St Mungo's internal transfer	Local authority (other referral source)	Total
St Mungo's - Rushworth Street	5	5	4	20	28	3	11		1	1	78
Equinox - Joe Richards House					2						2
Salvation Army - David Barker House				1	2		1	1			5
St Mungo's - Great Guildford Street				1	5					1	7
St Mungo's - Grange Road					4						4
Total	5	5	4	22	41	3	12	1	1	1	96

9) Departures - destination on departure

Departure actions by destination on departure



Base: 98

Destination categories on CHAIN	Chart category	Colour
Care home, Clearing House/RSI, Home area, Hospital - long term, LA tenancy (general needs), Long-term accommodation, Previous home, Private rented sector - independent, Private rented sector - supported, RSL tenancy (general needs), Sheltered Housing, Supported Housing	Mid to long term accommodation	
Bed & Breakfast, Detox clinic, Hostel, Hostel - another organisation, Hostel - within the organisation, Rehab clinic, Temporary accommodation, Psychiatric hospital, Hospital - NOT long term/acute care	Transfer	
Not known, Sleeping rough/returned to streets, Taken into custody	Negative	
Died, Outside London, Staying with family, Staying with friends	Other	

Destination on departure from temporary accommodation	Number	%
Accomm where client is occupier	0	0%
Bed & Breakfast	4	4%
Care home	0	0%
Clearing House/RSI	3	3%
Detox clinic	2	2%
Committed suicide	0	0%
Died	0	0%
Home area	0	0%
Hospital	0	0%
Hospital - long term	1	1%
Hospital - NOT long term/acute care	0	0%
Hostel	0	0%
Hostel - another organisation	30	30%
Hostel - within the organisation	20	20%
LA tenancy (general needs)	1	1%
Long-term accommodation	0	0%
Not known	14	14%
Outside London	0	0%
Previous home (describe type of accomm in notes)	0	0%
Private rented sector - independent	6	6%
Private rented sector - with some floating support/support	0	0%
Psychiatric hospital	3	3%
Rehab clinic	2	2%
Returned to home country (CEE)	0	0%
Returned to home country (non CEE)	2	2%
RSL tenancy (general needs)	0	0%
Sheltered Housing	1	1%
Sleeping rough/Returned to streets	2	2%
Staying with family	2	2%
Staying with friends	3	3%
Supported Housing	4	4%
Taken into custody	0	0%
Temporary accommodation	0	0%
Total	100	100%

50% of people left accommodation to move to another hostel. This is consistent with the previous quarter.

20% of people left accommodation to move to mid to long-term accommodation. This is a small increase on the previous period (Oct-Dec 17%).

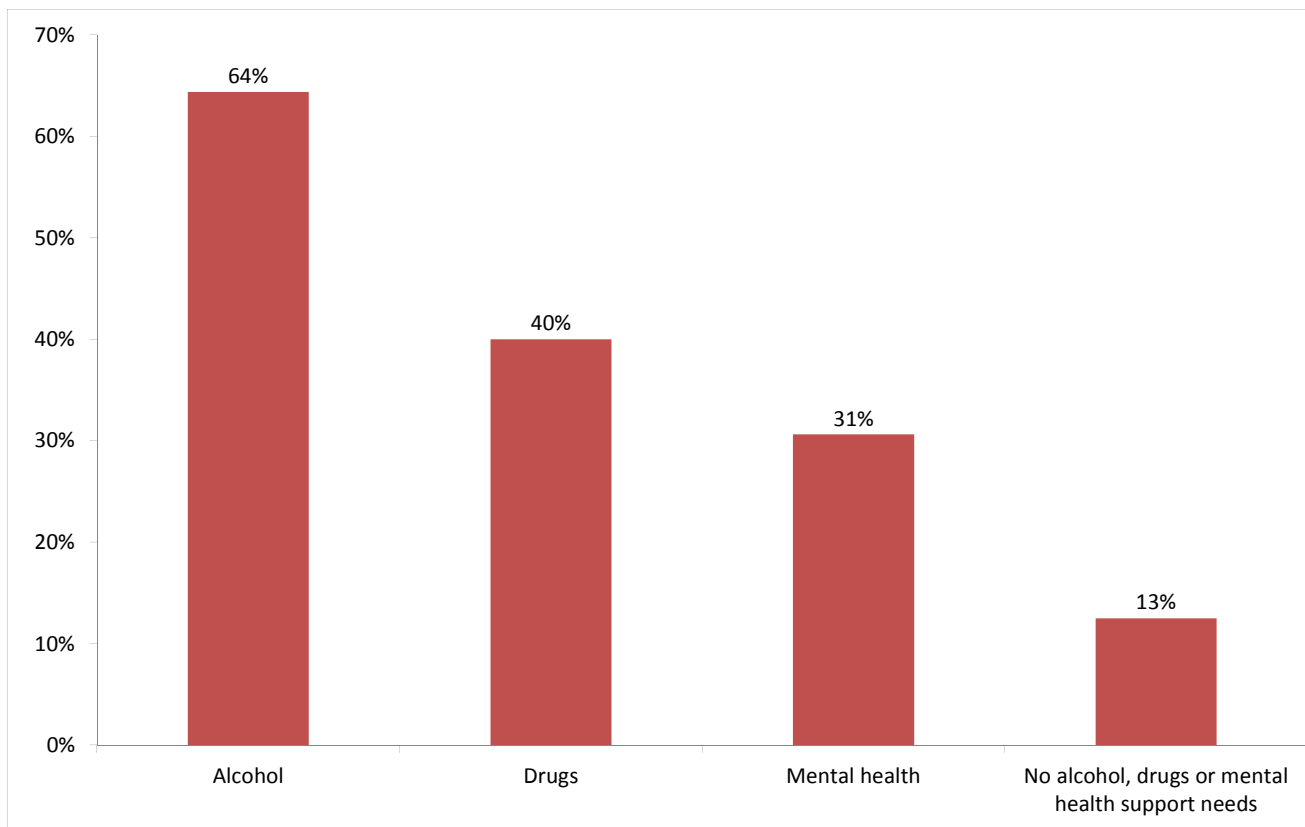
Breakdown by accommodation

Destination Accommodation	Bed & Breakfast	Clearing House/RSI	Detox clinic	Hospital - long term	Hostel - another organisation	Hostel - within the organisation	LA tenancy (general needs)	Not known	Private rented sector -	Psychiatric hospital	Rehab clinic	Returned to home country (Non CEE)	Sheltered Housing	Sleeping rough/Returned	Staying with family	Staying with friends	Supported Housing	Total
St Mungo's - Rushworth Street	4		1	1	28	19		10	5	3	2	2	1	2	2	1	1	82
Salvation Army - David Barker House		3			1				1									5
St Mungo's - Great Guildford Street						1		1								1	3	6
St Mungo's - Grange Road			1		1		1	3								1		7
Total	4	3	2	1	30	20	1	14	6	3	2	2	1	2	2	3	4	100

Client Support Needs/Institutional History

10) Support needs

People contacted by outreach or BBS teams and/or arriving in accommodation in the quarter by support needs



Base: 160 Note that the base figure for this graph excludes clients where all 3 support needs are not known or not recorded (87).

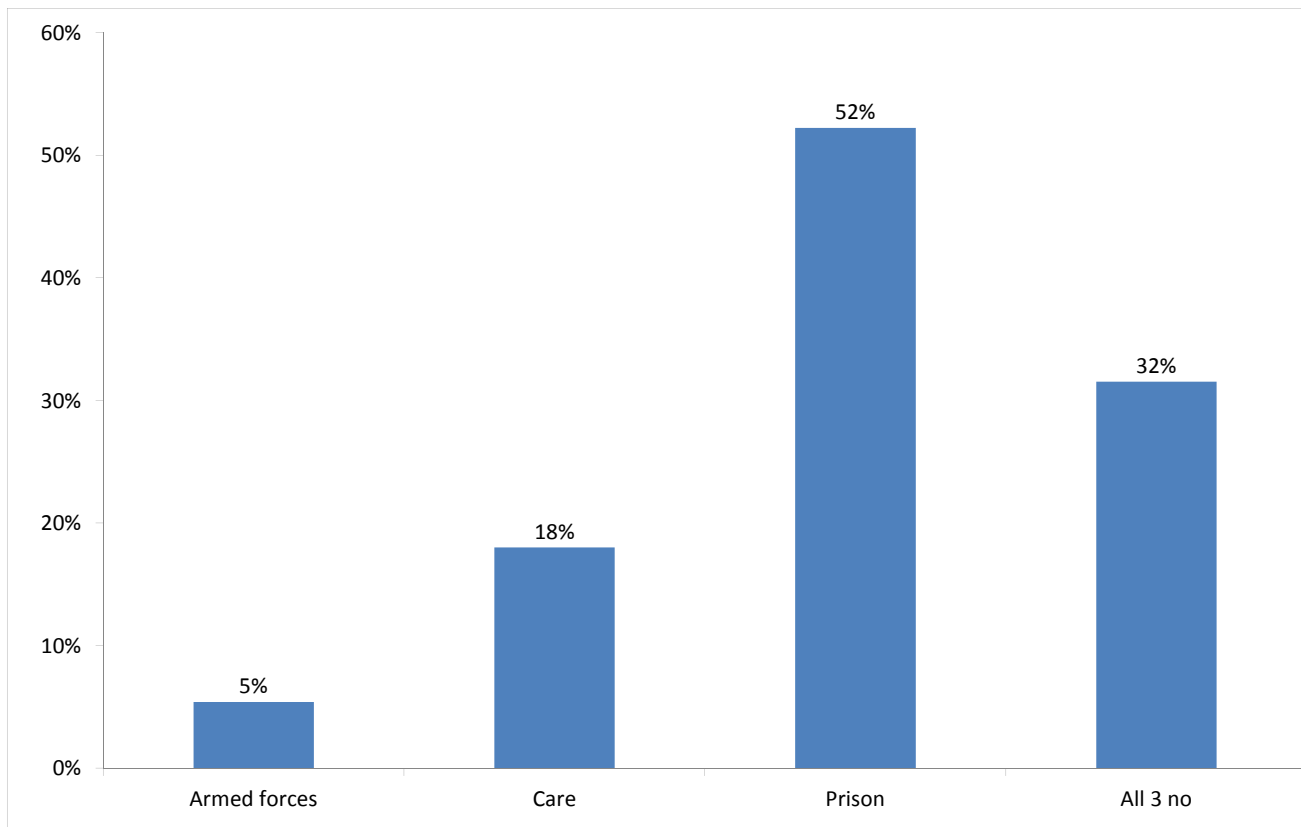
Support Needs	No. of people	%
Alcohol only	47	19%
Drugs only	19	8%
Mental health only	11	4%
Alcohol and drugs	24	10%
Alcohol and mental health	17	7%
Drugs and mental health	6	2%
Alcohol, drugs and mental health	15	6%
All 3 no	20	8%
All 3 not known or not assessed	87	35%
All 3 no, not known or not assessed	1	0%
Total	247	100%

The proportion of people contacted in Southwark with an alcohol, drugs and mental health support need is consistent with the previous three quarters.

The proportion of people contacted in Southwark with an alcohol, drugs and mental health support need is consistent with the proportion across all boroughs this quarter.

11) Experience of armed forces, care or prison

People contacted by outreach or BBS teams and/or arriving in accommodation in the quarter by experience of the armed forces, care or prison



Base: 111 Note that the base figure for this graph excludes clients where all 3 institutional histories are not known.

6 people contacted in Southwark this quarter have previously been in the armed forces (7 last quarter).

Nationality	Number
UK	5
Non-UK	1
Total	6

20 people contacted in Southwark this quarter have previously been in care (18 last quarter).

58 people contacted in Southwark this quarter have previously been in prison (51 last quarter).

It is possible for someone contacted to have previous experience of more than one institution and so be included in more than one of the above figures. 16 people contacted in the year have been in care and prison.

The proportion of people contacted in Southwark with previous experience of the armed forces, care or prison is consistent with the previous quarter.