

# CHAIN Bi-Monthly Report



## STREET TO HOME

1st July - 31st August 2013



**BROADWAY**

STREET TO HOME

020 7710 0550

[info@broadwaylondon.org](mailto:info@broadwaylondon.org)

[www.broadwaylondon.org](http://www.broadwaylondon.org)

[@Broadwaycharity](https://www.facebook.com/Broadwaycharity) [f Broadwaycharity](https://www.facebook.com/Broadwaycharity)

Registered charity no. 274403

# CONTENTS

## **1. INTRODUCTION & KEY FINDINGS**

- Introduction
- Key findings

## **2. ROUGH SLEEPER POPULATION ANALYSIS**

- Headlines
- Achieving no second night out
- No one living on the streets
- Intermittent rough sleepers

## **3. NATIONALITY**

- Nationality: Rolling figures
- Nationality: Breakdown by area

## **4. SUPPORT NEEDS**

## **5. INSTITUTIONAL & ARMED FORCES HISTORY**

## **6. ACCOMMODATION AND RECONNECTION OUTCOMES**

## **7. NO SECOND NIGHT OUT AND LONDON RECONNECTIONS**

- No Second Night Out
- London Reconnections Project

## **8. TEMPORARY ACCOMMODATION**

- Arrivals
- Departures: Destination on departure
- Departures: Reason for leaving

## **9. METHODOLOGY**

## 1. INTRODUCTION & KEY FINDINGS

### Introduction

---

This bi-monthly report presents information about people seen rough sleeping by outreach teams in London in July - August 2013. Information is from the 'Combined Homelessness and Information Network' (CHAIN), a database commissioned and funded by the Greater London Authority (GLA) and managed by Broadway. For more information see [www.broadwaylondon.org](http://www.broadwaylondon.org)

In the rough sleeping figures in this report people are grouped into three categories:

New rough sleepers	Those who had not been contacted by outreach teams rough sleeping before the period
Living on the streets	Those who have had a high number of contacts over 3 weeks or more which suggests they are living on the streets
Intermittent rough sleepers	People who were seen rough sleeping before the period began at some point, and contacted in the period - but not regularly enough to be 'living on the streets'

For the purposes of the bi-monthly reports each person seen rough sleeping is assigned to a borough – for new people this is the first borough they were seen in, for others it is the last borough. 'RS205+' refers to people who have been identified as particularly hard to help because of the long period and / or frequency of rough sleeping. For more information about the methods used to derive statistics for this report and definitions of different groups please see section 9 – Methodology.

## Key findings

---

### New rough sleepers

In the period July - August 2013 outreach teams recorded 838 people in London sleeping rough for the first time.

Of these:

- 662 (79%) spent just one night sleeping rough
- 164 (20%) slept rough for more than one night but did not go on to live on the streets
- 12 (1%) were deemed to be living on the streets.

The number of new rough sleepers recorded during this period was 4% lower than the same period last year.

By comparison, of the 870 rough sleepers recorded as new to the streets in July - August 2012 700 (80%) were seen sleeping rough just once. A similar proportion (17%) went on to spend more than one night without meeting the criteria for living on the streets, and 3% went on to live on the streets.

### Living on the streets

During July - August 2013 there were 317 people recorded who were deemed to be living on the streets.

This total includes:

- 12 people who were new to rough sleeping in London and remained on the streets during the period
- 84 from the RS205+ cohort who were seen bedded down at least once.

The number of long term rough sleepers deemed to be living on the streets is 9% lower than the same period last year, and 2% higher than the immediately preceding period (May - June 2013).

### Intermittent rough sleepers

The number of people who were seen rough sleeping during July - August 2013 who were not new, and did not have enough contacts to be deemed as living on the streets, was 599. This is 11% lower than the same period last year, but 11% higher than the immediately preceding period.

Of these:

- 300 people (50%) were seen on just a single occasion
- 146 people (24%) were seen just twice and
- only 6 (1%) had six or more contacts.

### Total number of people seen rough sleeping

In total during the period July - August 2013 outreach teams recorded 1,742 individuals sleeping rough in the capital. This is a 7% decrease on the total figure for July - August 2012.

Of that total:

- new rough sleepers account for 48% of all rough sleepers
- intermittent rough sleepers account for a third (34%) of all those recorded in the period, and
- around a fifth (18%) of those recorded during the period were living on the streets.

## 2. ROUGH SLEEPER POPULATION ANALYSIS

### All London Boroughs: Headlines

#### NEW ROUGH SLEEPERS

	No. this period	% change from last period	% change on same period last year
<b>Total</b>	<b>838</b>	<b>+17%</b>	<b>-4%</b>
New RS with no second night out	662	+13%	-5%
New RS with a second night out but not living on the streets	164	+45%	+12%
New RS joining living on the streets population*	12	-45%	-48%

	This period	Last period	Same period last year
Proportion of new rough sleepers prevented from spending a second night out	79%	81%	80%

#### LIVING ON THE STREETS (LOS)

	No. this period	% change from last period	% change on same period last year
<b>Total</b>	<b>317</b>	<b>+2%</b>	<b>-9%</b>
LOS - Transferred from new RS*	12	-45%	-48%
LOS - Known	221	+9%	-11%
LOS - RS205+	84	-2%	+8%

#### INTERMITTENT ROUGH SLEEPERS

	No. this period	% change from last period	% change on same period last year
<b>Total</b>	<b>599</b>	<b>+11%</b>	<b>-11%</b>

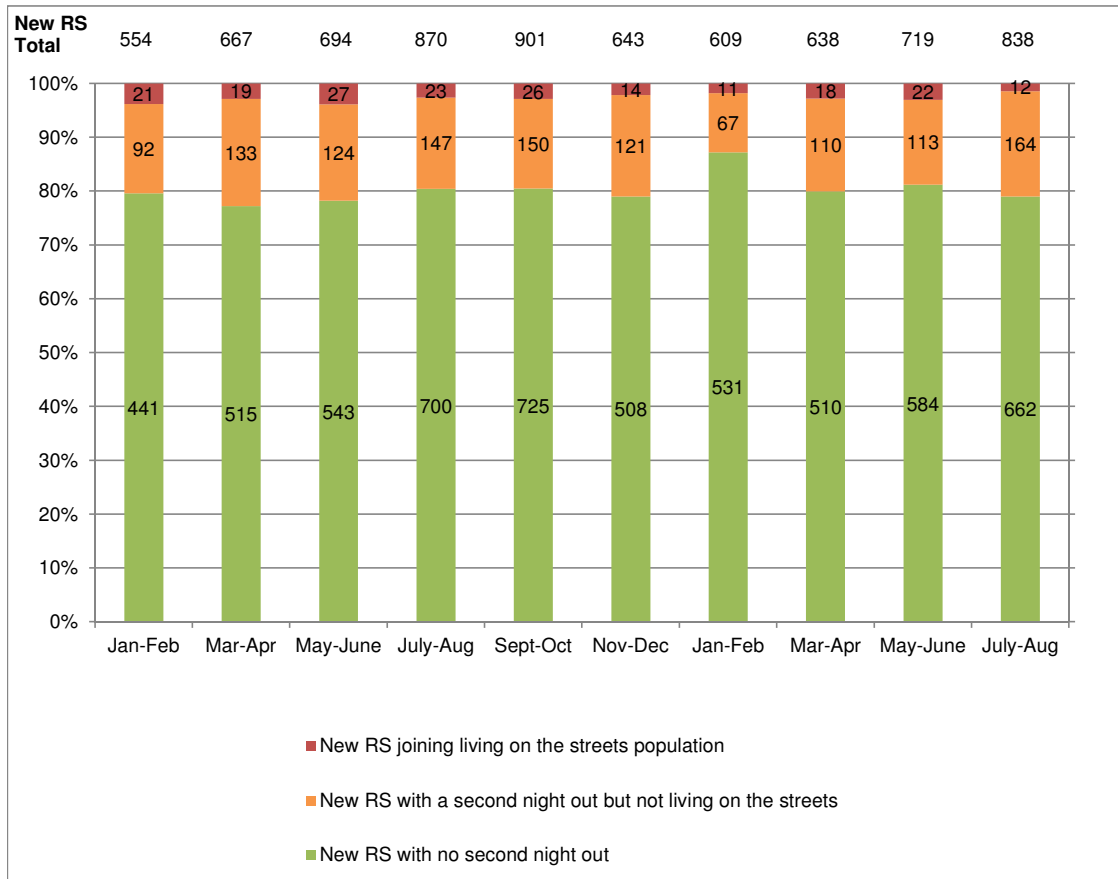
	This period	Last period	Same period last year
Proportion of intermittent rough sleepers seen only once during period	50%	50%	44%

#### OVERALL TOTAL ROUGH SLEEPERS

	No. this period	% change from last period	% change on same period last year
<b>Total</b>	<b>1742</b>	<b>+13%</b>	<b>-7%</b>

\*This cohort is listed under both flow and living on the streets headings, but is only counted once towards the overall total

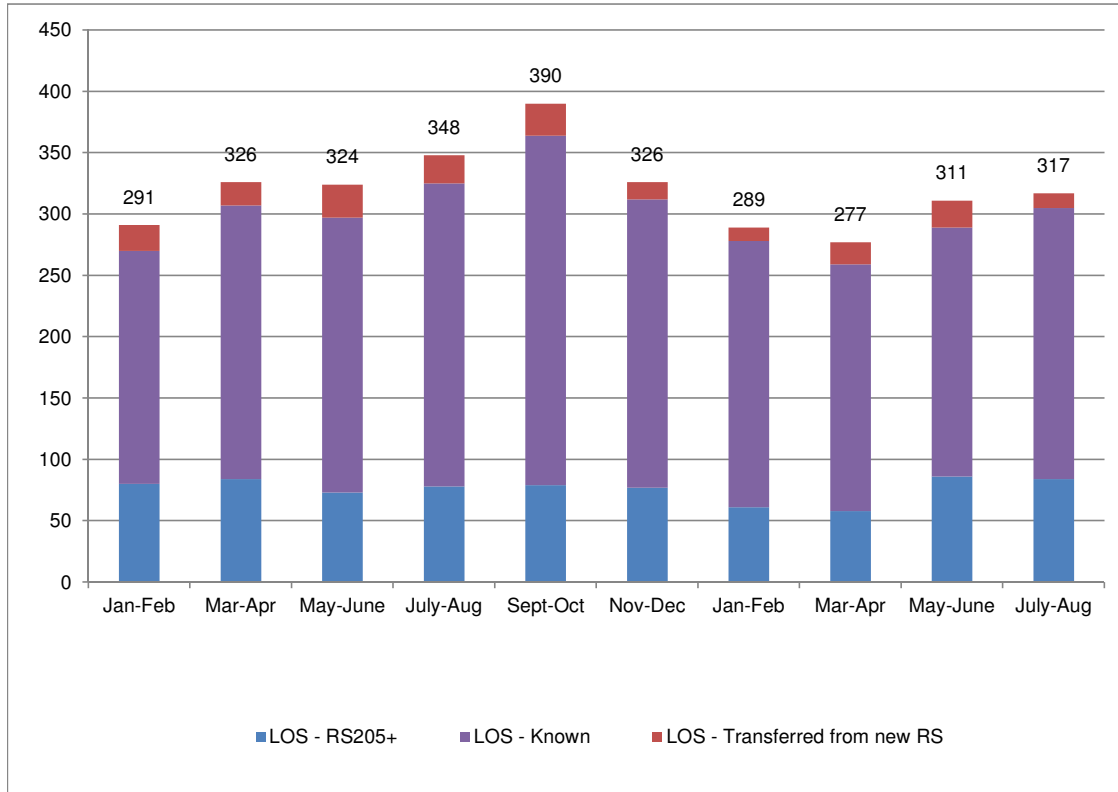
## All London Boroughs: Achieving No Second Night Out



Category	No. this period
New RS with no second night out	662
New RS with a second night out but not living on the streets	164
New RS joining living on the streets population	12
<b>Total</b>	<b>838</b>

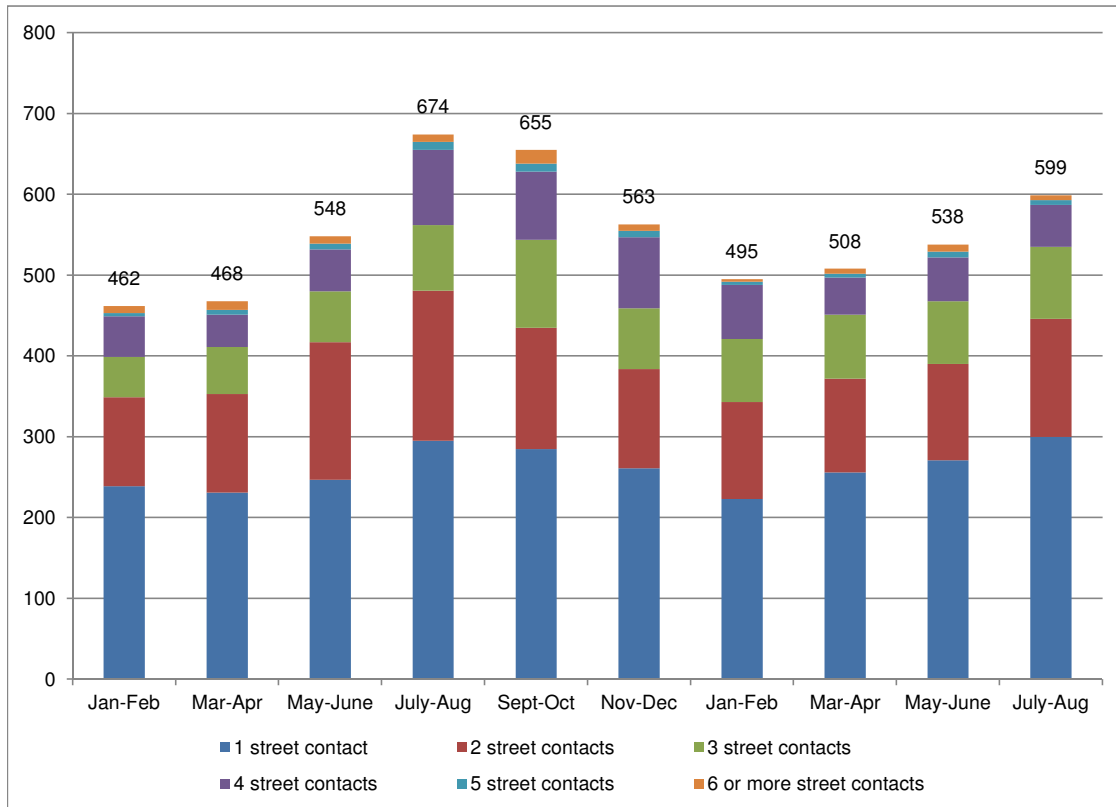
Note: New RS = New rough sleepers

## All London Boroughs: No One Living on the Streets



Category	No. this period
LOS - Transferred from new RS	12
LOS - Known	221
LOS - RS205+	84
<b>Total</b>	<b>317</b>

## All London Boroughs: Intermittent Rough Sleepers



No. bedded down street contacts during this period	No. intermittent rough sleepers
1 street contact	300
2 street contacts	146
3 street contacts	89
4 street contacts	52
5 street contacts	6
6 or more street contacts	6
<b>Total</b>	<b>599</b>



### 3. NATIONALITY

#### Nationality: Rolling Figures

Nationality of people seen rough sleeping by outreach or BBS services.

Nationality	Mar-Apr 13		May-Jun 13		Jul-Aug 13	
	No.	%	No.	%	No.	%
UK	630	46%	712	47%	826	48%
Ireland (Republic of)	36	3%	39	3%	42	2%
France	15	1%	15	1%	15	1%
Germany	12	1%	16	1%	11	1%
Italy	29	2%	21	1%	27	2%
Portugal	19	1%	19	1%	23	1%
Spain	16	1%	22	1%	17	1%
Bulgaria	12	1%	10	1%	9	1%
Czech Republic	23	2%	24	2%	17	1%
Estonia	4	0%	4	0%	6	0%
Hungary	23	2%	13	1%	28	2%
Latvia	17	1%	30	2%	20	1%
Lithuania	61	4%	42	3%	56	3%
Poland	148	11%	150	10%	153	9%
Romania	116	8%	185	12%	172	10%
Slovakia	17	1%	13	1%	11	1%
Slovenia	1	0%	0	0%	0	0%
<i>Central and East Europe Subtotal</i>	<i>422</i>	<i>31%</i>	<i>471</i>	<i>31%</i>	<i>472</i>	<i>28%</i>
Other Europe	42	3%	32	2%	36	2%
Africa	73	5%	82	5%	105	6%
Asia	65	5%	82	5%	113	7%
Americas	16	1%	7	0%	18	1%
Australasia	1	0%	2	0%	1	0%
Missing	6		9		10	
Not known	23		17		26	
<i>Total (incl. Missing/Not known)</i>	<i>1405</i>		<i>1546</i>		<i>1742</i>	
<b>Total (excl. Missing/Not known)</b>	<b>1376</b>	<b>100%</b>	<b>1520</b>	<b>100%</b>	<b>1706</b>	<b>100%</b>

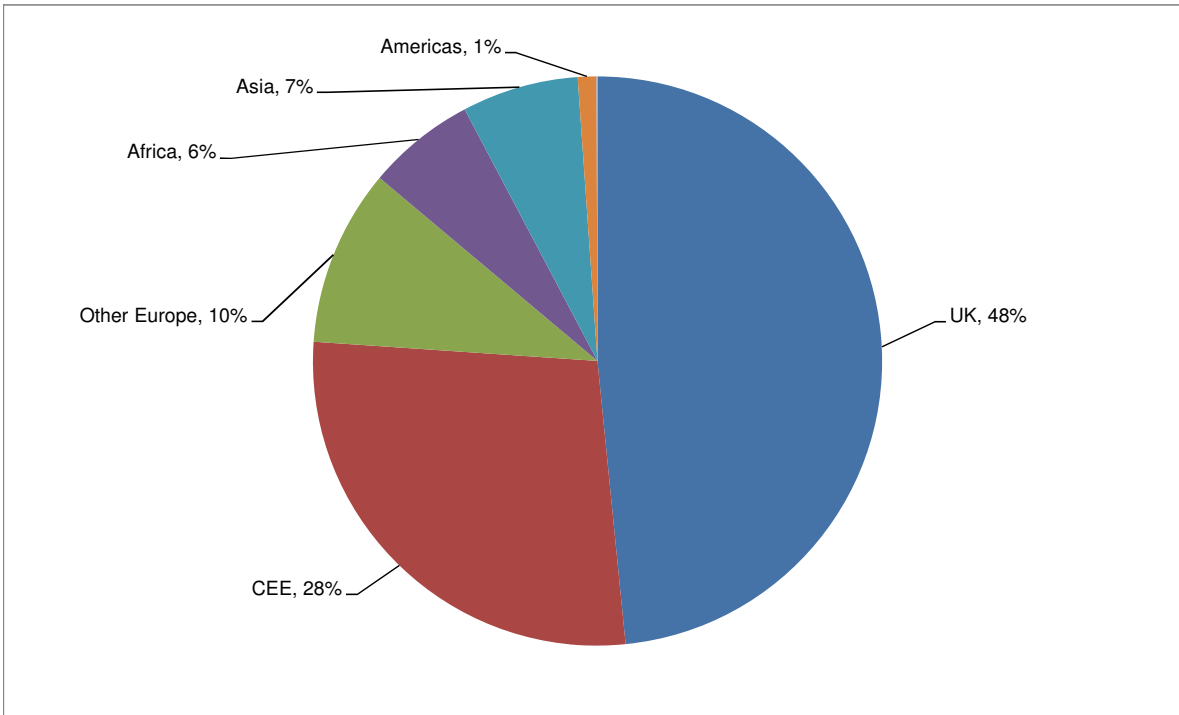
Note: Percentages are calculated from total excluding clients whose nationality was not known or not recorded.

In individual borough reports some nationalities included in the table above may have '0' clients recorded against them – these nationalities are included in this standardised table as they represent a significant number of clients across London as a whole.

## Nationality: Breakdown by Area

---

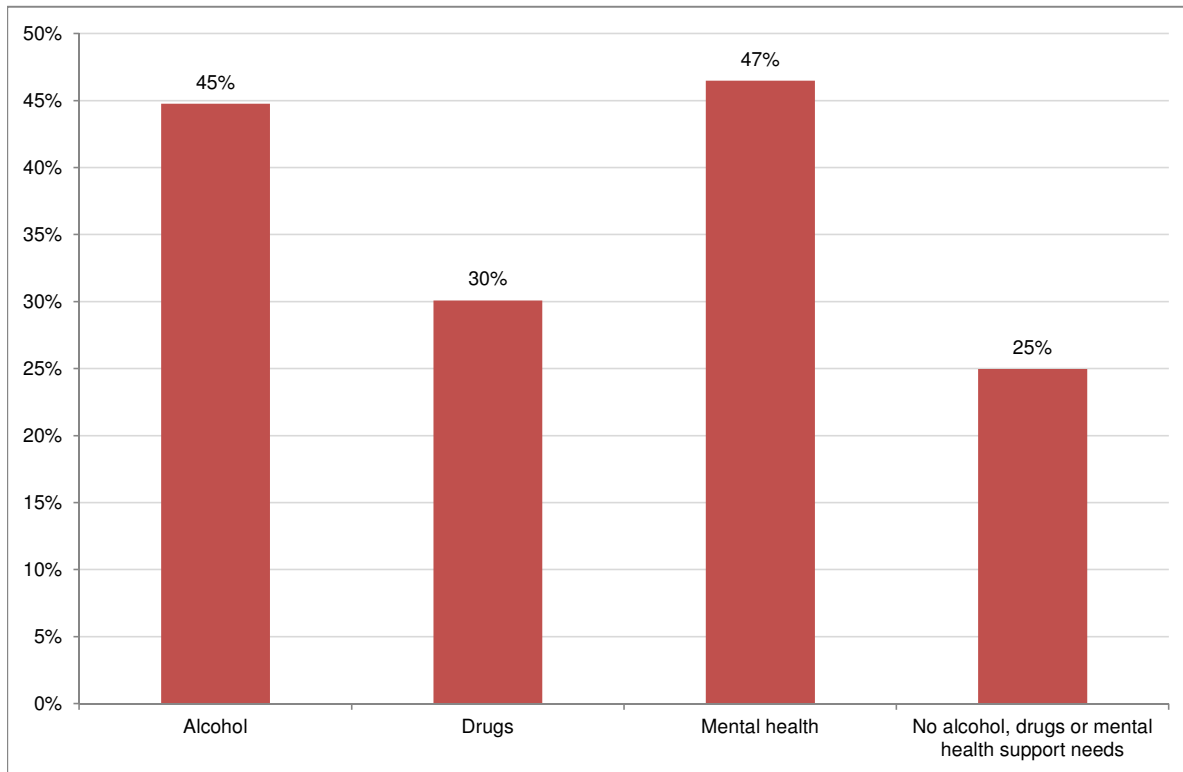
Nationality of people seen rough sleeping by outreach or BBS services, grouped by area.



Base: 1706. Note that the base figure for this chart excludes clients whose nationality is not known or recorded.

## 4. SUPPORT NEEDS

Support needs of people seen rough sleeping by outreach or BBS services.

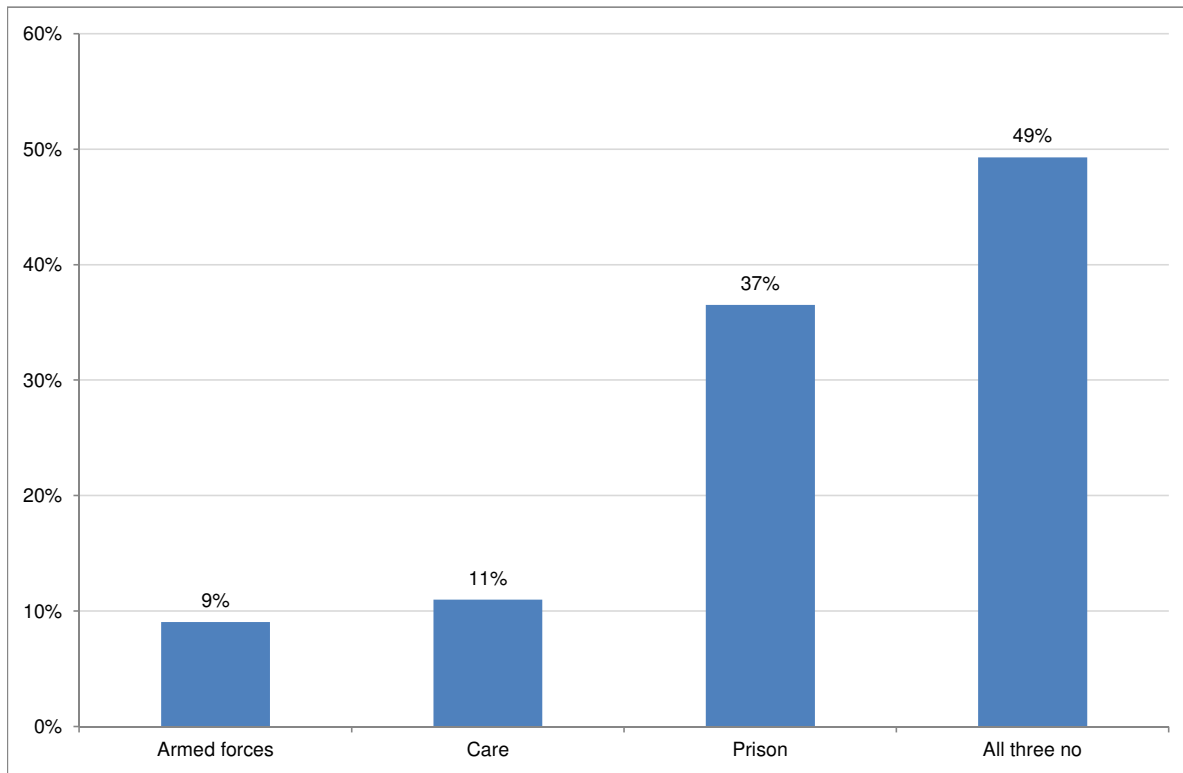


Base: 1329. Note that the base figure for this chart excludes clients where all three support needs are not known or not recorded (413)

Support Needs	No. people	% of people seen rough sleeping
Alcohol only	193	11%
Drugs only	71	4%
Mental health only	221	13%
Alcohol and drugs	86	5%
Alcohol and mental health	154	9%
Drugs and mental health	81	5%
Alcohol, drugs and mental health	162	9%
All three no	332	19%
All three not known or not assessed	413	24%
All three no, not known or not assessed	29	2%
<b>Total</b>	<b>1742</b>	<b>100%</b>

## 5. INSTITUTIONAL & ARMED FORCES HISTORY

People seen rough sleeping by outreach or BBS services, by experience of armed forces, care or prison.



Base: 1292. Note that the base figure for this chart excludes clients where all three institutional histories are not known or not recorded.

Nationality of rough sleepers with experience of armed forces:

Nationality	No. people	% of people seen rough sleeping
UK	36	3%
Non-UK	80	6%
Not known/recorded	1	0%
<b>Total</b>	<b>117</b>	<b>9%</b>

## 6. ACCOMMODATION AND RECONNECTION OUTCOMES

Reconnections and bookings into accommodation achieved for verified rough sleepers by borough based services and London Street Rescue during the period.

Accommodation and reconnection outcomes by number of people:

Outcome	May-Jun 13	Jul-Aug 13
	No. people	No. people
Booked into accommodation or reconnected	475	514
Booked into accommodation*	416	415
Booked into long term accommodation	134	129
Booked into hostel accommodation	181	215
Booked into other accommodation	132	106
Reconnected	72	106
Referred to NSNO Assessment Hub**	288	353

\*Some people may have been booked into more than one type of accommodation during the period.

\*\*People referred to No Second Night Out Assessment Hub may also have been accommodated or reconnected during the period. The figure given includes referrals from the borough by London Street Rescue.

Accommodation and reconnection outcomes by number of events:

Accommodation type	May-Jun 13		Jul-Aug 13	
	No. events	%	No. events	%
Assessment centre	35	6%	47	8%
Bed & breakfast	45	8%	2	0%
Clinic/Detox/Rehab	9	2%	4	1%
Rolling shelter	0	0%	0	0%
Hostel	199	35%	223	38%
Other temporary accommodation	43	8%	59	10%
Second-stage accommodation	7	1%	1	0%
St Mungo's complex needs	5	1%	7	1%
St Mungo's semi-independent	8	1%	9	2%
Care home	1	0%	1	0%
Clearing House/RSI	23	4%	24	4%
LA tenancy (general needs)	1	0%	3	1%
Private rented sector - independent	57	10%	52	9%
Private rented sector - with some floating support	12	2%	7	1%
RSL tenancy (general needs)	3	1%	2	0%
Sheltered housing	4	1%	4	1%
Supported housing	15	3%	21	4%
Tied accommodation	0	0%	0	0%
Other long-term accommodation	19	3%	6	1%
<b>Bookings into accommodation total</b>	<b>486</b>	<b>86%</b>	<b>472</b>	<b>81%</b>
<b>Reconnection type</b>				
Return to home area	62	11%	94	16%
Seeking work	2	0%	2	0%
Move to area for friends/family	28	5%	34	6%
Move to area with appropriate services	29	5%	26	4%
<b>Reconnections total</b>	<b>76</b>	<b>14%</b>	<b>110</b>	<b>19%</b>
<b>Total</b>	<b>562</b>	<b>100%</b>	<b>582</b>	<b>100%</b>

Note: An individual may have had more than one reconnection, or been booked into accommodation more than once, during the period.

## 7. NO SECOND NIGHT OUT AND LONDON RECONNECTIONS

Outcomes achieved by non-outreach services covering the whole of London.

### No Second Night Out Assessment Hub

People arriving at NSNO Assessment Hubs:

	No. people
NSNO Assessment Hub - North	220
NSNO Assessment Hub - West	133

Accommodation and reconnection outcomes by number of people:

Outcome	No. people
Booked into accommodation or reconnected	224
Booked into accommodation	202
Reconnected	115

Note: Above table includes outcomes achieved by London Reconnections with NSNO clients.

### London Reconnections Project

Accommodation and reconnection outcomes by number of people:

Outcome	No. people
Booked into accommodation or reconnected	64
Booked into accommodation	50
Reconnected	32

Note: Above table does not include outcomes achieved by London Reconnections with NSNO clients.

## 8. TEMPORARY ACCOMMODATION

Hostels, assessment centres, rolling shelters and second-stage accommodation.

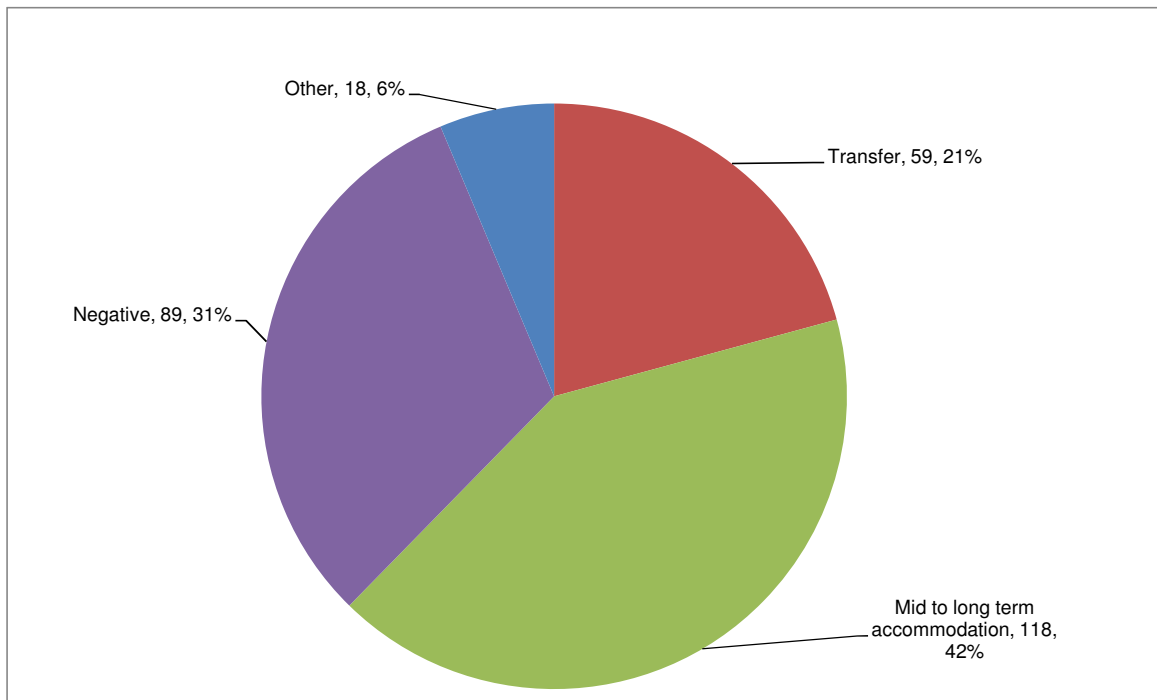
### Arrivals

A total of 275 individuals arrived at temporary accommodation during the period.

### Departures: Destination on Departure

A total of 281 individuals departed from temporary accommodation during the period.

Departures from temporary accommodation, by destination on departure.



Base: 284

Destination on departure	Destination category	Chart colour
Assessment Centre, Bed & Breakfast, Detox clinic, Hospital - not long term/acute care, Hostel - another organisation, Hostel - within the organisation, Night shelter, NLOS Assessment Hub, NSNO Assessment Hub, Psychiatric hospital, Rehab clinic, Temporary accommodation (LA)	Transfer	
Accommodation where client is owner, Care home, Clearing House/RSI, Hospital - long term, LA tenancy (general needs), Long stay hospice, Private rented sector - independent, Private rented sector - with some floating support, Returned to home country (EEA), Returned to home country (non EEA), RSL tenancy (general needs), Sheltered Housing, Supported Housing, Tied accommodation with work	Mid to long term accommodation	
Committed suicide, Not known, Sleeping rough/Returned to streets, Taken into custody	Negative	
Died, Previous home, Staying with family, Staying with friends	Other	

Note: An individual may have had more than one accommodation departure during the period.

<b>Destination on departure</b>	<b>No. departures</b>	<b>%</b>
Accommodation where client is owner	0	0%
Assessment centre	3	1%
Bed & Breakfast	4	1%
Care home	1	0%
Clearing House/RSI	7	2%
Committed suicide	0	0%
Detox clinic	4	1%
Died	2	1%
Hospital - long term	0	0%
Hospital - NOT long term/acute care	1	0%
Hostel - another organisation	22	8%
Hostel - within the organisation	17	6%
LA tenancy (general needs)	3	1%
Long stay hospice	0	0%
Night shelter	0	0%
NLOS Assessment Hub	1	0%
Not known	44	15%
NSNO Assessment Hub	2	1%
Previous home	0	0%
Private rented sector - independent	16	6%
Private rented sector - with some floating support	1	0%
Psychiatric hospital	0	0%
Rehab clinic	4	1%
Returned to home country (EEA)	49	17%
Returned to home country (non EEA)	3	1%
RSL tenancy (general needs)	11	4%
Sheltered Housing	5	2%
Sleeping rough/Returned to streets	23	8%
Staying with family	6	2%
Staying with friends	10	4%
Supported Housing	20	7%
Taken into custody	22	8%
Temporary accommodation (LA)	1	0%
Tied accommodation with work	2	1%
<b>Total</b>	<b>284</b>	<b>100%</b>

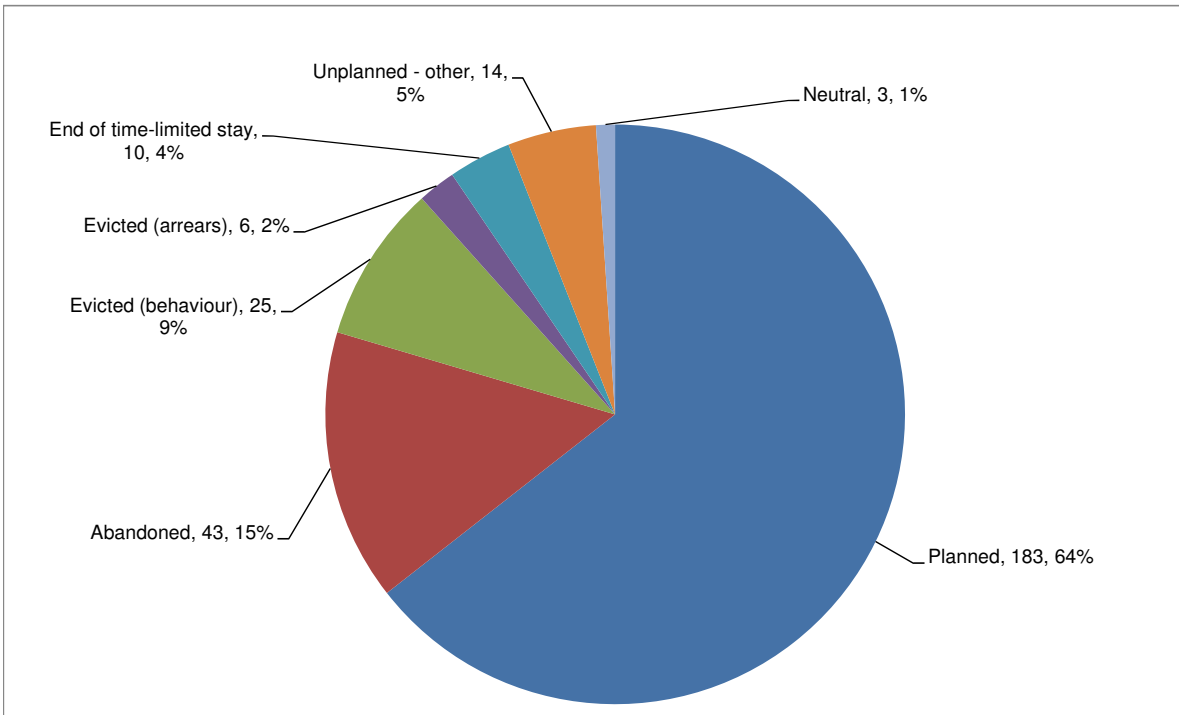
Note: An individual may have had more than one accommodation departure during the period.



## Departures: Reason for Leaving

---

Temporary accommodation departures by reason for leaving.



Base: 284

Note: An individual may have had more than one accommodation departure during the period.

## 9. METHODOLOGY

From January 2012 onwards CHAIN rough sleeping figures are reported on a bi-monthly basis, rather than on the previously used quarterly cycle.

Some important changes have also been made to how the borough figures are compiled. Firstly, people who have been seen rough sleeping in more than one borough during the reporting period are no longer counted towards the totals for all boroughs in which they were seen. Each person seen rough sleeping is now assigned to one borough only during the period, so that the totals for all boroughs combined equals the overall total for London.

Where people have been seen rough sleeping in multiple boroughs they are assigned to a single borough, based on the following method:

- New rough sleepers (i.e. people not seen rough sleeping prior to this period) are assigned to the first borough they were seen rough sleeping in during the period
- Rough sleepers who are not new are assigned to the borough they were last seen rough sleeping in during the period

Secondly, all people seen rough sleeping during the period are assigned to categories, based on the following factors:

- Whether they were new rough sleepers during the period
- How many times they were seen rough sleeping during the period
- Number of days elapsed between first and last time they were seen rough sleeping during the period

The various categories are presented in the “Rough sleeper population analysis” section of this report. A further explanation of the individual categories follows.

### **New rough sleepers**

New rough sleepers, who were seen for the first time during the period. The total number of new rough sleepers is broken down into those who were seen just once and did not have a second night out, those who were seen on several occasions, but as yet have not been on the streets long enough to count as ‘living on the streets’, and those new to the streets who have remained there long enough to fulfil the criteria for ‘living on the streets’ (outlined below).

### **Living on the streets (LOS)**

With the designation ‘living on the streets’ we refer to rough sleepers who have stayed on the streets after arriving, and are entrenched or at risk of becoming so. In determining who is counted as living on the streets we have used a combination of time on the streets (three or more weeks between the earliest and latest bedded down contact) and number of bedded down contacts (five or more contacts in the LDB boroughs and three or more contacts in the rest of London) during the period we are reporting on. If a person is seen bedded down six times, but only during one week, he or she does not count. If a person has four bedded down contacts, but spread over two months, he or she would also not count. To be counted a rough sleeper must have both elements.

The reporting period covers two months. However, to ensure that we do not miss those whose rough sleeping crosses over reporting periods we look back for the three weeks immediately before the start of the two month reporting period. For a rough sleeper in these circumstances, if they are not seen again, he or she will not be reported living on the streets in the next period.

The LOS total will include some who were new to the streets in the period, but whose stay extended beyond three weeks and who were seen bedded down at least five times - these are transferred from the flow figures (shown in red in both section one and two of the report). The LOS total will also include some who are no longer on the streets, having gone into accommodation (or disappeared). They will not appear in the subsequent LOS total. Rough sleepers will only count as LOS during the period where they meet the above definition.

RS205+ refers to people who have been identified as especially hard to help because of their prolific history of rough sleeping . This group appear in the LOS chart if they have any number of bedded down contacts within the two months being reported on.

### **Intermittent rough sleepers**

Intermittent rough sleepers are those who are not new in this period, and have not been seen rough sleeping enough to be deemed living on the streets. This group includes those who sleep rough periodically for very short periods (including some street drinkers and beggars). It also will include those whose return to the streets for a longer period (but in this period less than the 'living on the streets' definition). Those that go on to be living on the streets will appear in that category in the next period.