

# CHAIN Bi-Monthly Report



## STREET TO HOME

1st March - 30th April 2013



**BROADWAY**

STREET TO HOME

020 7710 0550

[info@broadwaylondon.org](mailto:info@broadwaylondon.org)

[www.broadwaylondon.org](http://www.broadwaylondon.org)

[@Broadwaycharity](https://www.facebook.com/Broadwaycharity) [f Broadwaycharity](https://www.facebook.com/Broadwaycharity)

Registered charity no. 274403

# CONTENTS

## **1. INTRODUCTION & KEY FINDINGS**

- Introduction
- Key findings

## **2. ROUGH SLEEPER POPULATION ANALYSIS**

- Headlines
- Achieving no second night out
- No one living on the streets
- Intermittent rough sleepers

## **3. NATIONALITY**

- Nationality: Rolling figures
- Nationality: Breakdown by area

## **4. SUPPORT NEEDS**

## **5. INSTITUTIONAL & ARMED FORCES HISTORY**

## **6. ACCOMMODATION AND RECONNECTION OUTCOMES**

## **7. NO SECOND NIGHT OUT AND LONDON RECONNECTIONS**

- No Second Night Out
- London Reconnections Project

## **8. TEMPORARY ACCOMMODATION**

- Arrivals
- Departures: Destination on departure
- Departures: Reason for leaving

## **9. METHODOLOGY**

## 1. INTRODUCTION & KEY FINDINGS

### Introduction

---

This bi-monthly report presents information about people seen rough sleeping by outreach teams in London in March - April 2013. Information is from the 'Combined Homelessness and Information Network' (CHAIN), a database commissioned and funded by the Greater London Authority (GLA) and managed by Broadway. For more information see [www.broadwaylondon.org](http://www.broadwaylondon.org)

In the rough sleeping figures in this report people are grouped into three categories:

New rough sleepers	Those who had not been contacted by outreach teams rough sleeping before the period
Living on the streets	Those who have had a high number of contacts over 3 weeks or more which suggests they are living on the streets
Intermittent rough sleepers	People who were seen rough sleeping before the period began at some point, and contacted in the period - but not regularly enough to be 'living on the streets'

For the purposes of the bi-monthly reports each person seen rough sleeping is assigned to a borough – for new people this is the first borough they were seen in, for others it is the last borough. 'RS205+' refers to people who have been identified as particularly hard to help because of the long period and / or frequency of rough sleeping. For more information about the methods used to derive statistics for this report and definitions of different groups please see section 9 – Methodology.

## Key findings

---

### **New rough sleepers:**

In the period March - April 2013 outreach teams recorded 638 people in London sleeping rough for the first time.

Of these:

- 510 (80%) spent just one night sleeping rough
- 110 (17%) slept rough for more than one night but did not go on to live on the streets
- 18 (3%) were deemed to be living on the streets.

The number of new rough sleepers recorded during this period was 4% lower than the same period last year.

By comparison, of the 667 rough sleepers recorded as new to the streets in March - April 2012 515 (77%) were seen sleeping rough just once. A similar proportion (20%) went on to spend more than one night without meeting the criteria for living on the streets, and 3% went on to live on the streets.

### **Living on the streets**

During March - April 2013 there were 277 people recorded who were deemed to be living on the streets.

This total includes:

- 18 people who were new to rough sleeping in London and remained on the streets during the period
- 58 from the RS205+ cohort who were seen bedded down at least once.

The number of long term rough sleepers deemed to be living on the streets is 15% lower than the same period last year, and 4% lower than the immediately preceding period (January - February 2013).

### **Intermittent rough sleepers**

The number of people who were seen rough sleeping during March - April 2013 who were not new, and did not have enough contacts to be deemed as living on the streets, was 508. This is 9% higher than the same period last year, and 3% higher than the immediately preceding period.

Of these:

- 256 people (50%) were seen on just a single occasion
- 116 people (23%) were seen just twice and
- only 6 (1%) had six or more contacts.

### **Total number of people seen rough sleeping**

In total during the period March - April 2013 outreach teams recorded 1,405 individuals sleeping rough in the capital. This is a 3% decrease on the total figure for March - April 2012.

Of that total:

- new rough sleepers account for 45% of all rough sleepers
- intermittent rough sleepers account for a third (36%) of all those recorded in the period, and
- around a fifth (20%) of those recorded during the period were living on the streets.

## 2. ROUGH SLEEPER POPULATION ANALYSIS

### All London Boroughs: Headlines

#### NEW ROUGH SLEEPERS

	No. this period	% change from last period	% change on same period last year
<b>Total</b>	<b>638</b>	<b>+5%</b>	<b>-4%</b>
New RS with no second night out	510	-4%	-1%
New RS with a second night out but not living on the streets	110	+64%	-17%
New RS joining living on the streets population*	18	+64%	-5%

	This period	Last period	Same period last year
Proportion of new rough sleepers prevented from spending a second night out	80%	87%	77%

#### LIVING ON THE STREETS (LOS)

	No. this period	% change from last period	% change on same period last year
<b>Total</b>	<b>277</b>	<b>-4%</b>	<b>-15%</b>
LOS - Transferred from new RS*	18	+64%	-5%
LOS - Known	201	-7%	-10%
LOS - RS205+	58	-5%	-31%

#### INTERMITTENT ROUGH SLEEPERS

	No. this period	% change from last period	% change on same period last year
<b>Total</b>	<b>508</b>	<b>+3%</b>	<b>+9%</b>

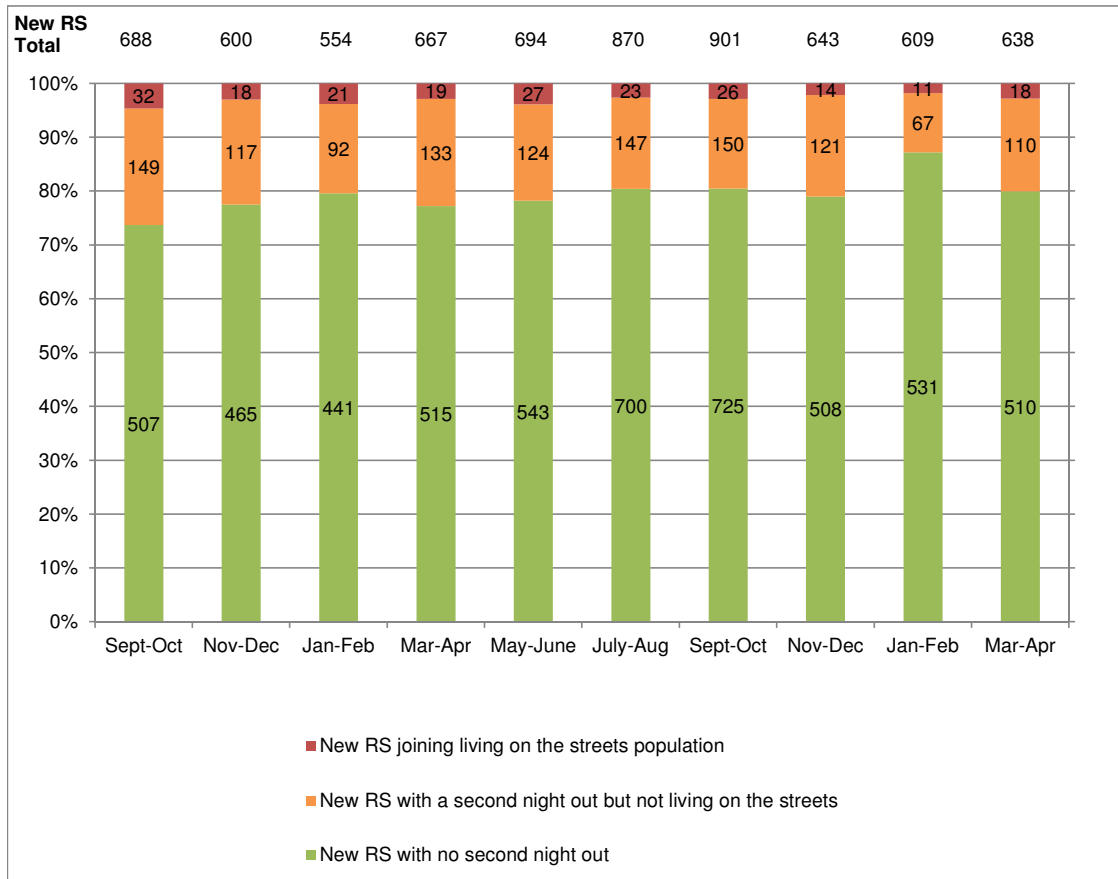
	This period	Last period	Same period last year
Proportion of intermittent rough sleepers seen only once during period	50%	45%	49%

#### OVERALL TOTAL ROUGH SLEEPERS

	No. this period	% change from last period	% change on same period last year
<b>Total</b>	<b>1405</b>	<b>+2%</b>	<b>-3%</b>

\*This cohort is listed under both flow and living on the streets headings, but is only counted once towards the overall total

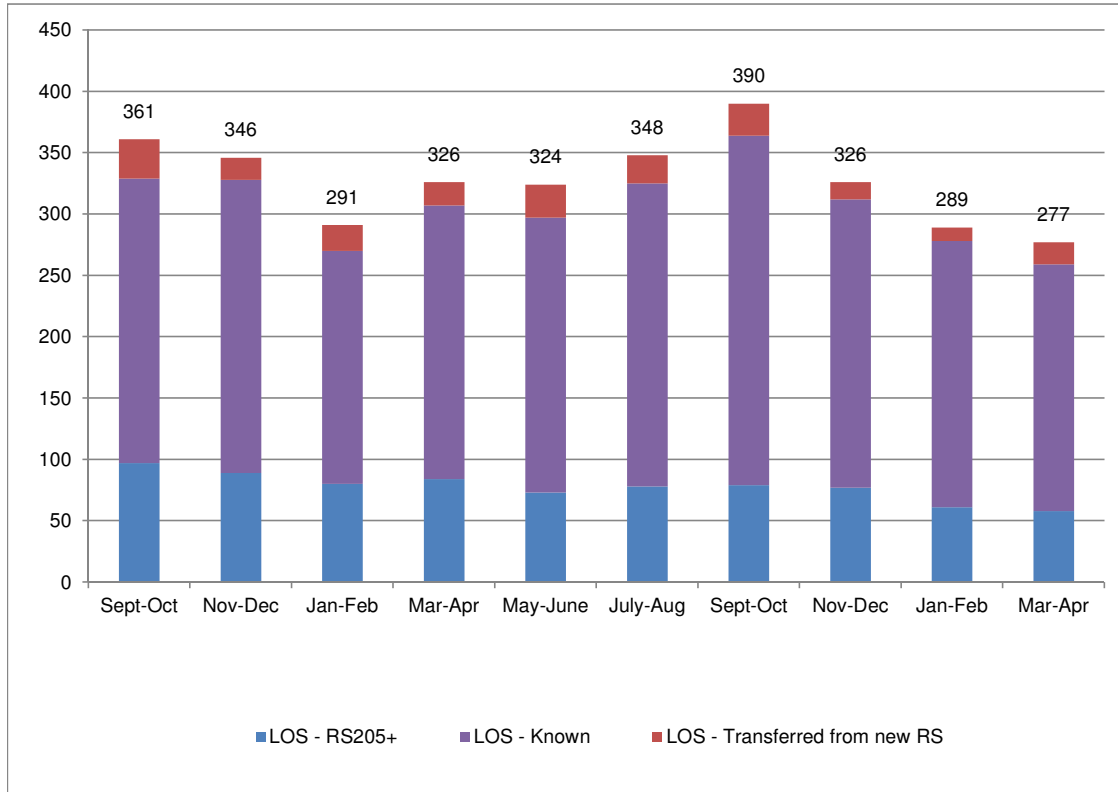
## All London Boroughs: Achieving No Second Night Out



Category	No. this period
New RS with no second night out	510
New RS with a second night out but not living on the streets	110
New RS joining living on the streets population	18
<b>Total</b>	<b>638</b>

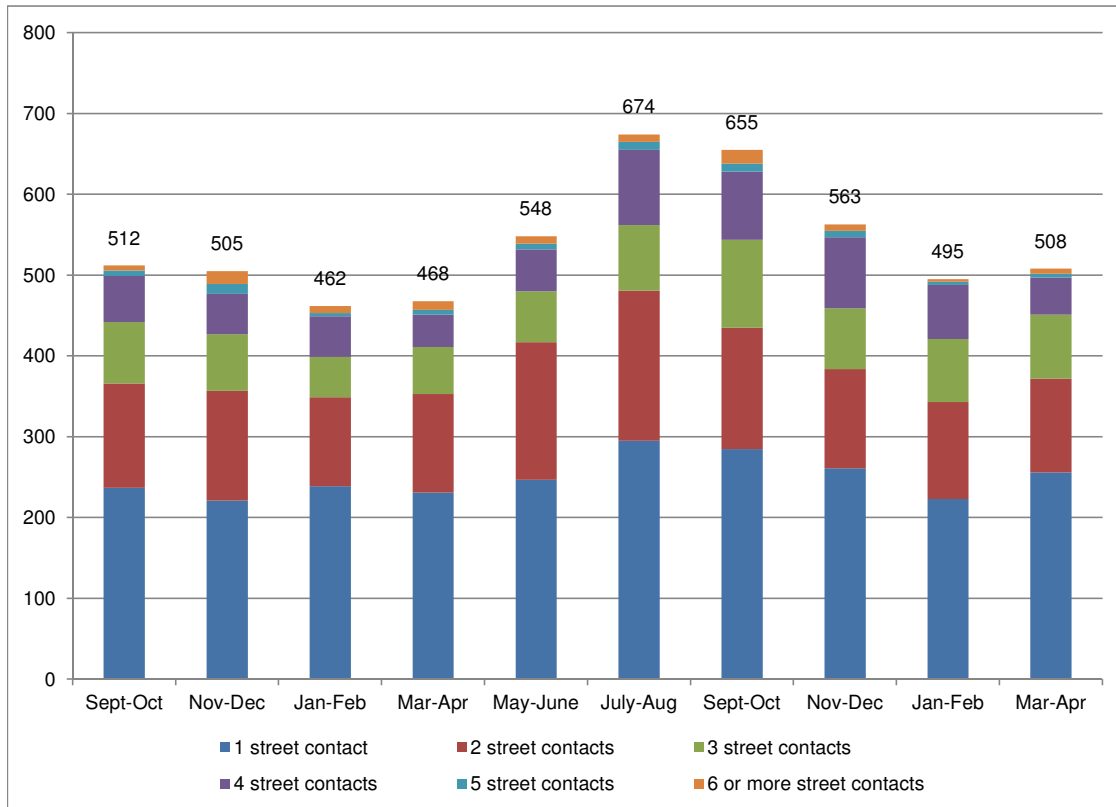
Note: New RS = New rough sleepers

## All London Boroughs: No One Living on the Streets



Category	No. this period
LOS - Transferred from new RS	18
LOS - Known	201
LOS - RS205+	58
<b>Total</b>	<b>277</b>

## All London Boroughs: Intermittent Rough Sleepers



No. bedded down street contacts during this period	No. intermittent rough sleepers
1 street contact	256
2 street contacts	116
3 street contacts	79
4 street contacts	46
5 street contacts	5
6 or more street contacts	6
<b>Total</b>	<b>508</b>



### 3. NATIONALITY

#### Nationality: Rolling Figures

Nationality of people seen rough sleeping by outreach or BBS services.

Nationality	Nov-Dec 12		Jan-Feb 13		Mar-Apr 13	
	No.	%	No.	%	No.	%
UK	664	45%	630	46%	630	46%
Ireland (Republic of)	44	3%	33	2%	36	3%
France	17	1%	19	1%	15	1%
Germany	15	1%	12	1%	12	1%
Italy	37	3%	32	2%	29	2%
Portugal	27	2%	24	2%	19	1%
Spain	11	1%	13	1%	16	1%
Bulgaria	12	1%	6	0%	12	1%
Czech Republic	23	2%	11	1%	23	2%
Estonia	1	0%	2	0%	4	0%
Hungary	30	2%	15	1%	23	2%
Latvia	23	2%	33	2%	17	1%
Lithuania	58	4%	63	5%	61	4%
Poland	204	14%	139	10%	148	11%
Romania	81	5%	88	6%	116	8%
Slovakia	19	1%	28	2%	17	1%
Slovenia	1	0%	0	0%	1	0%
<i>Central and East Europe Subtotal</i>	<i>452</i>	<i>31%</i>	<i>385</i>	<i>28%</i>	<i>422</i>	<i>31%</i>
Other Europe	33	2%	39	3%	42	3%
Africa	80	5%	71	5%	73	5%
Asia	80	5%	81	6%	65	5%
Americas	15	1%	15	1%	16	1%
Australasia	2	0%	1	0%	1	0%
Missing	14		8		6	
Not known	27		19		23	
<i>Total (incl. Missing/Not known)</i>	<i>1518</i>		<i>1382</i>		<i>1405</i>	
<b>Total (excl. Missing/Not known)</b>	<b>1477</b>	<b>100%</b>	<b>1355</b>	<b>100%</b>	<b>1376</b>	<b>100%</b>

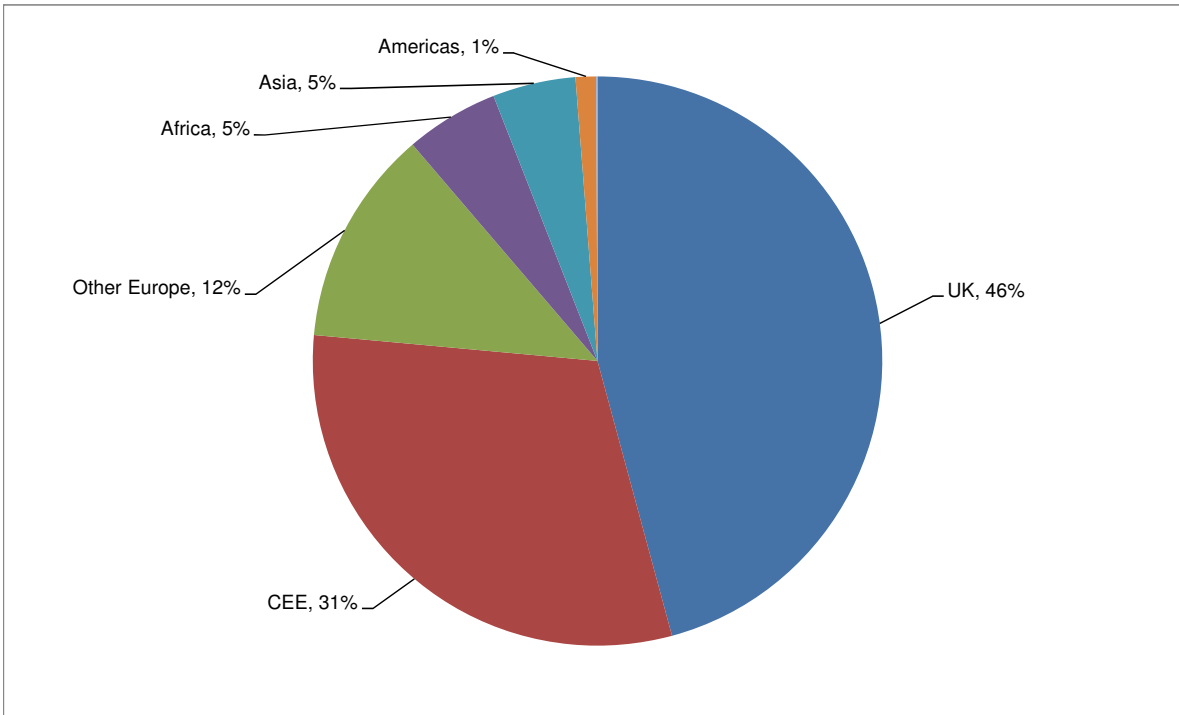
Note: Percentages are calculated from total excluding clients whose nationality was not known or not recorded.

In individual borough reports some nationalities included in the table above may have '0' clients recorded against them – these nationalities are included in this standardised table as they represent a significant number of clients across London as a whole.

## Nationality: Breakdown by Area

---

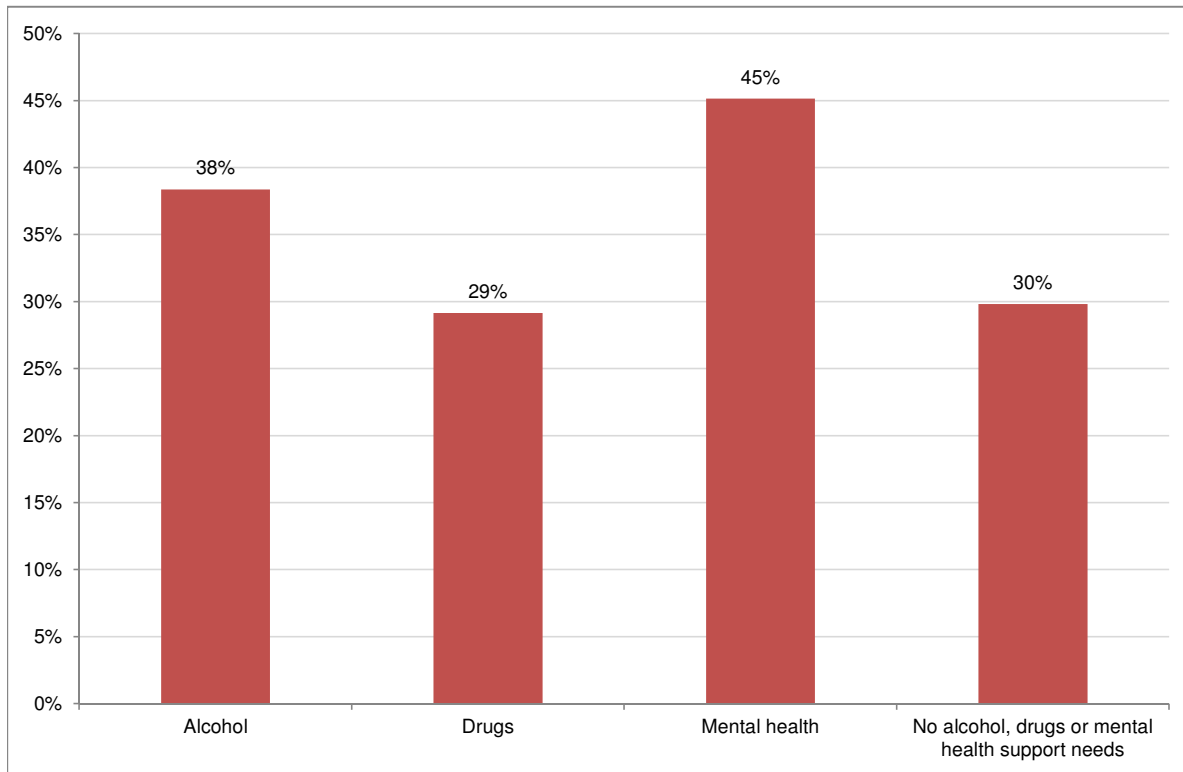
Nationality of people seen rough sleeping by outreach or BBS services, grouped by area.



Base: 1376. Note that the base figure for this chart excludes clients whose nationality is not known or recorded.

## 4. SUPPORT NEEDS

Support needs of people seen rough sleeping by outreach or BBS services.

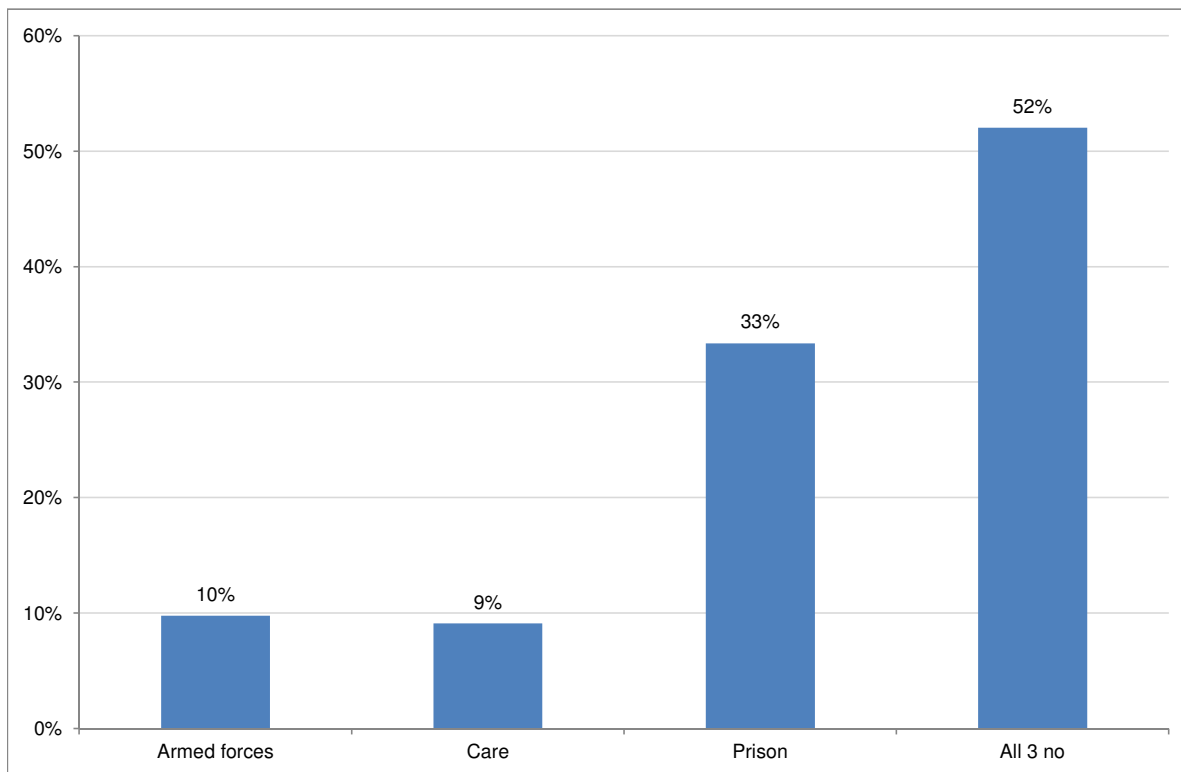


Base: 1063. Note that the base figure for this chart excludes clients where all 3 support needs are not known or not recorded (342)

Support Needs	No. people	% of people seen rough sleeping
Alcohol only	114	8%
Drugs only	62	4%
Mental health only	195	14%
Alcohol and drugs	66	5%
Alcohol and mental health	103	7%
Drugs and mental health	57	4%
Alcohol, drugs and mental health	125	9%
All 3 no	317	23%
All 3 not known or not assessed	342	24%
All 3 no, not known or not assessed	24	2%
<b>Total</b>	<b>1405</b>	<b>100%</b>

## 5. INSTITUTIONAL & ARMED FORCES HISTORY

People seen rough sleeping by outreach or BBS services, by experience of armed forces, care or prison.



Base: 1055. Note that the base figure for this chart excludes clients where all 3 institutional histories are not known or not recorded.

Nationality of rough sleepers with experience of armed forces:

Nationality	No. people	% of people seen rough sleeping
UK	29	3%
Non-UK	74	7%
Not known/recorded	0	0%
<b>Total</b>	<b>103</b>	<b>10%</b>

## 6. ACCOMMODATION AND RECONNECTION OUTCOMES

Reconnections and bookings into accommodation achieved for verified rough sleepers by borough based services and London Street Rescue during the period.

Accommodation and reconnection outcomes by number of people:

Outcome	Jan-Feb 13	Mar-Apr 13
	No. people	No. people
Booked into accommodation or reconnected	489	484
Booked into accommodation*	435	434
Booked into long term accommodation	114	152
Booked into hostel accommodation	176	148
Booked into other accommodation	174	156
Reconnected	64	67
Referred to NSNO Assessment Hub**	328	248

\*Some people may have been booked into more than one type of accommodation during the period.

\*\*People referred to No Second Night Out Assessment Hub may also have been accommodated or reconnected during the period. The figure given includes referrals from the borough by London Street Rescue.

Accommodation and reconnection outcomes by number of events:

Accommodation type	Jan-Feb 13		Mar-Apr 13	
	No. events	%	No. events	%
Assessment centre	42	7%	41	7%
Bed & breakfast	60	11%	44	8%
Clinic/Detox/Rehab	8	1%	11	2%
Rolling shelter	2	0%	6	1%
Hostel	180	32%	151	27%
Other temporary accommodation	79	14%	73	13%
Second-stage accommodation	4	1%	6	1%
St Mungo's complex needs	6	1%	6	1%
St Mungo's semi-independent	11	2%	6	1%
Care home	1	0%	1	0%
Clearing House/RSI	6	1%	30	5%
Housing First - supported accommodation	3	1%	0	0%
LA tenancy (general needs)	1	0%	7	1%
Private rented sector - independent	37	7%	53	9%
Private rented sector - with some floating support	11	2%	11	2%
RSL tenancy (general needs)	1	0%	5	1%
Sheltered housing	8	1%	3	1%
Supported housing	15	3%	9	2%
Tied accommodation	0	0%	0	0%
Other long-term accommodation	18	3%	29	5%
<b>Bookings into accommodation total</b>	<b>493</b>	<b>88%</b>	<b>492</b>	<b>88%</b>
<b>Reconnection type</b>				
Return to home area	52	9%	55	10%
Seeking work	8	1%	7	1%
Move to area for friends/family	26	5%	19	3%
Move to area with appropriate services	41	7%	29	5%
<b>Reconnections total</b>	<b>68</b>	<b>12%</b>	<b>70</b>	<b>12%</b>
<b>Total</b>	<b>561</b>	<b>100%</b>	<b>562</b>	<b>100%</b>

Note: An individual may have had more than one reconnection, or been booked into accommodation more than once, during the period.

## 7. NO SECOND NIGHT OUT AND LONDON RECONNECTIONS

Outcomes achieved by non-outreach services covering the whole of London.

### No Second Night Out Assessment Hub

People arriving at NSNO Assessment Hubs:

	No. people
NSNO Assessment Hub - North	130
NSNO Assessment Hub - West	118

Accommodation and reconnection outcomes by number of people:

Outcome	No. people
Booked into accommodation or reconnected	190
Booked into accommodation	169
Reconnected	108

Note: Above table includes outcomes achieved by London Reconnections with NSNO clients.

### London Reconnections Project

Accommodation and reconnection outcomes by number of people:

Outcome	No. people
Booked into accommodation or reconnected	101
Booked into accommodation	82
Reconnected	79

Note: Above table does not include outcomes achieved by London Reconnections with NSNO clients.

## 8. TEMPORARY ACCOMMODATION

Hostels, assessment centres, rolling shelters and second-stage accommodation.

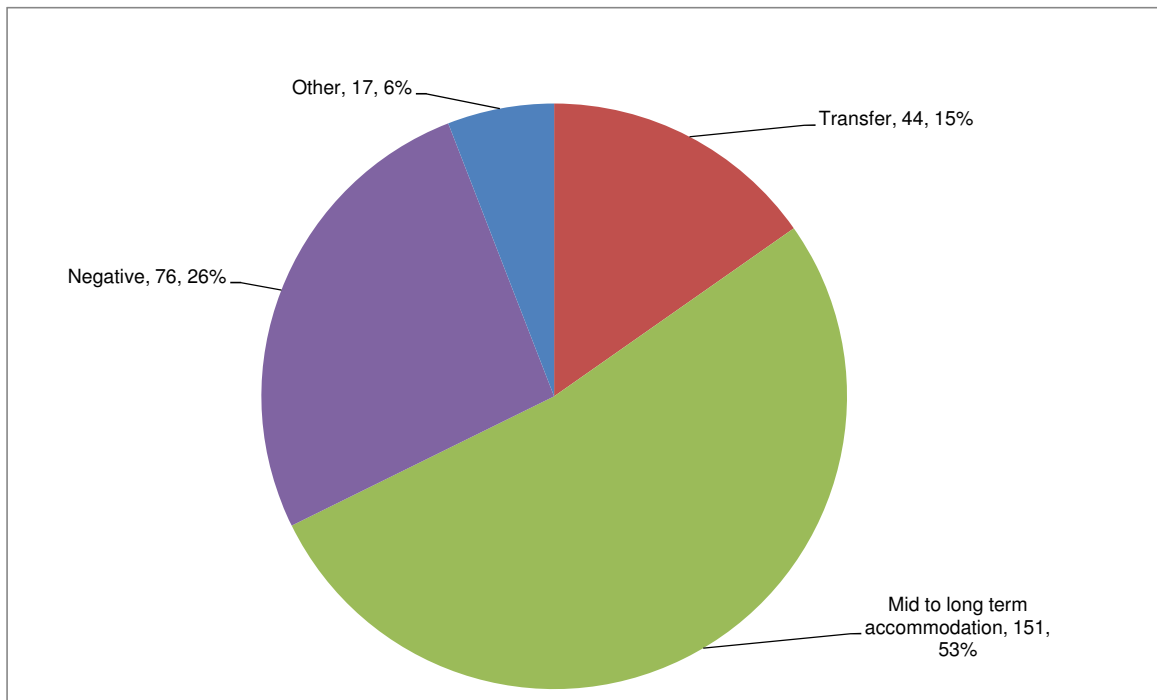
### Arrivals

A total of 237 individuals arrived at temporary accommodation during the period.

### Departures: Destination on Departure

A total of 280 individuals departed from temporary accommodation during the period.

Departures from temporary accommodation, by destination on departure.



Base: 288

Destination on departure	Destination category	Chart colour
Assessment Centre, Bed & Breakfast, Detox clinic, Hospital - not long term/acute care, Hostel - another organisation, Hostel - within the organisation, Night shelter, NSNO staging post, Psychiatric hospital, Rehab clinic, Temporary accommodation (LA)	Transfer	
Accommodation where client is owner, Care home, Clearing House/RSI, Hospital - long term, LA tenancy (general needs), Long stay hospice, Private rented sector - independent, Private rented sector - with some floating support, Returned to home country (EEA), Returned to home country (non EEA), RSL tenancy (general needs), Sheltered Housing, Supported Housing, Tied accommodation with work	Mid to long term accommodation	
Committed suicide, Not known, Sleeping rough/Returned to streets, Taken into custody	Negative	
Died, Previous home, Staying with family, Staying with friends	Other	

Note: An individual may have had more than one accommodation departure during the period.

<b>Destination on departure</b>	<b>No. departures</b>	<b>%</b>
Accommodation where client is owner	0	0%
Assessment centre	0	0%
Bed & Breakfast	2	1%
Care home	0	0%
Clearing House/RSI	12	4%
Committed suicide	0	0%
Detox clinic	5	2%
Died	5	2%
Hospital - long term	2	1%
Hospital - NOT long term/acute care	1	0%
Hostel - another organisation	21	7%
Hostel - within the organisation	10	3%
LA tenancy (general needs)	7	2%
Long stay hospice	0	0%
Night shelter	0	0%
Not known	39	14%
NSNO staging post	0	0%
Previous home	2	1%
Private rented sector - independent	13	5%
Private rented sector - with some floating support	6	2%
Psychiatric hospital	1	0%
Rehab clinic	4	1%
Returned to home country (EEA)	68	24%
Returned to home country (non EEA)	6	2%
RSL tenancy (general needs)	16	6%
Sheltered Housing	4	1%
Sleeping rough/Returned to streets	17	6%
Staying with family	5	2%
Staying with friends	5	2%
Supported Housing	17	6%
Taken into custody	20	7%
Temporary accommodation (LA)	0	0%
Tied accommodation with work	0	0%
<b>Total</b>	<b>288</b>	<b>100%</b>

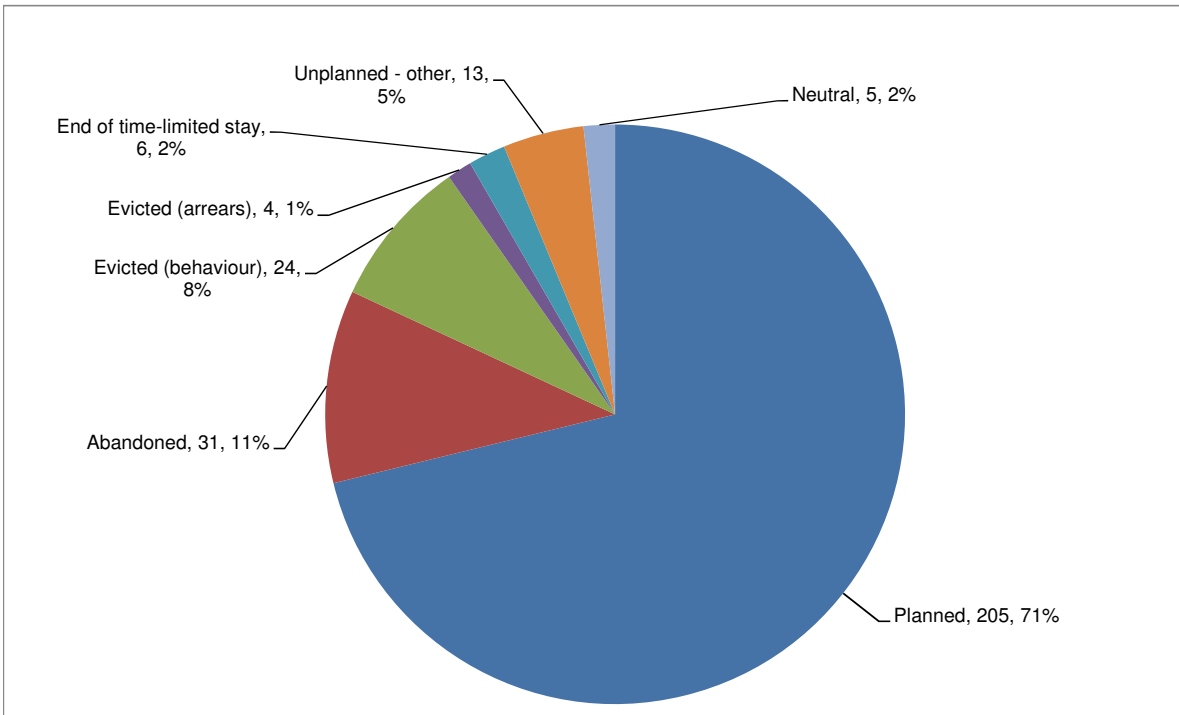
Note: An individual may have had more than one accommodation departure during the period.



## Departures: Reason for Leaving

---

Temporary accommodation departures by reason for leaving.



Base: 288

Note: An individual may have had more than one accommodation departure during the period.

## 9. METHODOLOGY

From January 2012 onwards CHAIN rough sleeping figures are reported on a bi-monthly basis, rather than on the previously used quarterly cycle.

Some important changes have also been made to how the borough figures are compiled. Firstly, people who have been seen rough sleeping in more than one borough during the reporting period are no longer counted towards the totals for all boroughs in which they were seen. Each person seen rough sleeping is now assigned to one borough only during the period, so that the totals for all boroughs combined equals the overall total for London.

Where people have been seen rough sleeping in multiple boroughs they are assigned to a single borough, based on the following method:

- New rough sleepers (i.e. people not seen rough sleeping prior to this period) are assigned to the first borough they were seen rough sleeping in during the period
- Rough sleepers who are not new are assigned to the borough they were last seen rough sleeping in during the period

Secondly, all people seen rough sleeping during the period are assigned to categories, based on the following factors:

- Whether they were new rough sleepers during the period
- How many times they were seen rough sleeping during the period
- Number of days elapsed between first and last time they were seen rough sleeping during the period

The various categories are presented in the “Rough sleeper population analysis” section of this report. A further explanation of the individual categories follows.

### **New rough sleepers**

New rough sleepers, who were seen for the first time during the period. The total number of new rough sleepers is broken down into those who were seen just once and did not have a second night out, those who were seen on several occasions, but as yet have not been on the streets long enough to count as ‘living on the streets’, and those new to the streets who have remained there long enough to fulfil the criteria for ‘living on the streets’ (outlined below).

### **Living on the streets (LOS)**

With the designation ‘living on the streets’ we refer to rough sleepers who have stayed on the streets after arriving, and are entrenched or at risk of becoming so. In determining who is counted as living on the streets we have used a combination of time on the streets (three or more weeks between the earliest and latest bedded down contact) and number of bedded down contacts (five or more contacts in the LDB boroughs and three or more contacts in the rest of London) during the period we are reporting on. If a person is seen bedded down six times, but only during one week, he or she does not count. If a person has four bedded down contacts, but spread over two months, he or she would also not count. To be counted a rough sleeper must have both elements.

The reporting period covers two months. However, to ensure that we do not miss those whose rough sleeping crosses over reporting periods we look back for the three weeks immediately before the start of the two month reporting period. For a rough sleeper in these circumstances, if they are not seen again, he or she will not be reported living on the streets in the next period.

The LOS total will include some who were new to the streets in the period, but whose stay extended beyond three weeks and who were seen bedded down at least five times - these are transferred from the flow figures (shown in red in both section one and two of the report). The LOS total will also include some who are no longer on the streets, having gone into accommodation (or disappeared). They will not appear in the subsequent LOS total. Rough sleepers will only count as LOS during the period where they meet the above definition.

RS205+ refers to people who have been identified as especially hard to help because of their prolific history of rough sleeping . This group appear in the LOS chart if they have any number of bedded down contacts within the two months being reported on.

### **Intermittent rough sleepers**

Intermittent rough sleepers are those who are not new in this period, and have not been seen rough sleeping enough to be deemed living on the streets. This group includes those who sleep rough periodically for very short periods (including some street drinkers and beggars). It also will include those whose return to the streets for a longer period (but in this period less than the 'living on the streets' definition). Those that go on to be living on the streets will appear in that category in the next period.