

CHAIN Bi-Monthly Report



STREET TO HOME

1st November - 31st December 2013



BROADWAY

STREET TO HOME

020 7710 0550

info@broadwaylondon.org

www.broadwaylondon.org

[@Broadwaycharity](https://www.facebook.com/Broadwaycharity) [f Broadwaycharity](https://www.facebook.com/Broadwaycharity)

Registered charity no. 274403

CONTENTS

1. INTRODUCTION & KEY FINDINGS

- Introduction
- Key findings

2. ROUGH SLEEPER POPULATION ANALYSIS

- Headlines
- Achieving no second night out
- No one living on the streets
- Intermittent rough sleepers

3. NATIONALITY

- Nationality: Rolling figures
- Nationality: Breakdown by area

4. SUPPORT NEEDS

5. INSTITUTIONAL & ARMED FORCES HISTORY

6. ACCOMMODATION AND RECONNECTION OUTCOMES

7. NO SECOND NIGHT OUT AND LONDON RECONNECTIONS

- No Second Night Out
- London Reconnections Project

8. TEMPORARY ACCOMMODATION

- Arrivals
- Departures: Destination on departure
- Departures: Reason for leaving

9. METHODOLOGY

1. INTRODUCTION & KEY FINDINGS

Introduction

This bi-monthly report presents information about people seen rough sleeping by outreach teams in London in November - December 2013. Information is from the 'Combined Homelessness and Information Network' (CHAIN), a database commissioned and funded by the Greater London Authority (GLA) and managed by Broadway. For more information see www.broadwaylondon.org

In the rough sleeping figures in this report people are grouped into three categories:

New rough sleepers	Those who had not been contacted by outreach teams rough sleeping before the period
Living on the streets	Those who have had a high number of contacts over 3 weeks or more which suggests they are living on the streets
Intermittent rough sleepers	People who were seen rough sleeping before the period began at some point, and contacted in the period - but not regularly enough to be 'living on the streets'

For the purposes of the bi-monthly reports each person seen rough sleeping is assigned to a borough – for new people this is the first borough they were seen in, for others it is the last borough. 'RS205+' refers to people who have been identified as particularly hard to help because of the long period and / or frequency of rough sleeping. For more information about the methods used to derive statistics for this report and definitions of different groups please see section 9 – Methodology.

Key findings

New rough sleepers

In the period November - December 2013 outreach teams recorded 691 people in London sleeping rough for the first time.

Of these:

- 555 (80%) spent just one night sleeping rough
- 109 (16%) slept rough for more than one night but did not go on to live on the streets
- 27 (4%) were deemed to be living on the streets.

The number of new rough sleepers recorded during this period was 7% higher than the same period last year.

By comparison, of the 643 rough sleepers recorded as new to the streets in November - December 2012 508 (79%) were seen sleeping rough just once. A slightly higher proportion (19%) went on to spend more than one night without meeting the criteria for living on the streets, and 2% went on to live on the streets.

Living on the streets

During November - December 2013 there were 315 people recorded who were deemed to be living on the streets.

This total includes:

- 27 people who were new to rough sleeping in London and remained on the streets during the period
- 66 from the RS205+ cohort who were seen bedded down at least once.

The number of long term rough sleepers deemed to be living on the streets is 3% lower than the same period last year, and 4% lower than the immediately preceding period (September - October 2013).

Intermittent rough sleepers

The number of people who were seen rough sleeping during November - December 2013 who were not new, and did not have enough contacts to be deemed as living on the streets, was 634. This is 13% higher than the same period last year, but 2% lower than the immediately preceding period.

Of these:

- 300 people (47%) were seen on just a single occasion
- 148 people (23%) were seen just twice and
- only 7 (1%) had six or more contacts.

Total number of people seen rough sleeping

In total during the period November - December 2013 outreach teams recorded 1,613 individuals sleeping rough in the capital. This is a 6% increase on the total figure for November - December 2012.

Of that total:

- new rough sleepers account for 43% of all rough sleepers
- intermittent rough sleepers account for a third (39%) of all those recorded in the period, and
- around a fifth (20%) of those recorded during the period were living on the streets.

2. ROUGH SLEEPER POPULATION ANALYSIS

All London Boroughs: Headlines

NEW ROUGH SLEEPERS

	No. this period	% change from last period	% change on same period last year
Total	691	-11%	+7%
New RS with no second night out	555	-4%	+9%
New RS with a second night out but not living on the streets	109	-37%	-10%
New RS joining living on the streets population*	27	-4%	+93%

	This period	Last period	Same period last year
Proportion of new rough sleepers prevented from spending a second night out	80%	74%	79%

LIVING ON THE STREETS (LOS)

	No. this period	% change from last period	% change on same period last year
Total	315	-4%	-3%
LOS - Transferred from new RS*	27	-4%	+93%
LOS - Known	222	-3%	-6%
LOS - RS205+	66	-8%	-14%

INTERMITTENT ROUGH SLEEPERS

	No. this period	% change from last period	% change on same period last year
Total	634	-2%	+13%

	This period	Last period	Same period last year
Proportion of intermittent rough sleepers seen only once during period	47%	48%	46%

OVERALL TOTAL ROUGH SLEEPERS

	No. this period	% change from last period	% change on same period last year
Total	1613	-7%	+6%

*This cohort is listed under both flow and living on the streets headings, but is only counted once towards the overall total

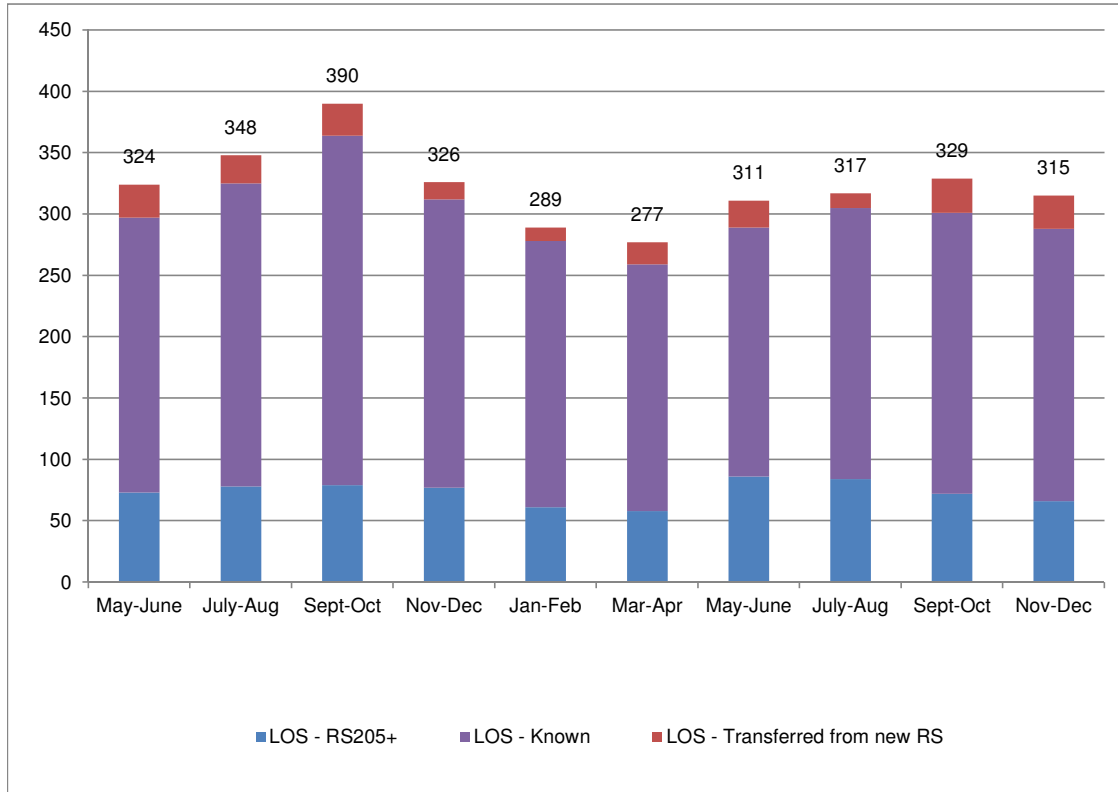
All London Boroughs: Achieving No Second Night Out



Category	No. this period
New RS with no second night out	555
New RS with a second night out but not living on the streets	109
New RS joining living on the streets population	27
Total	691

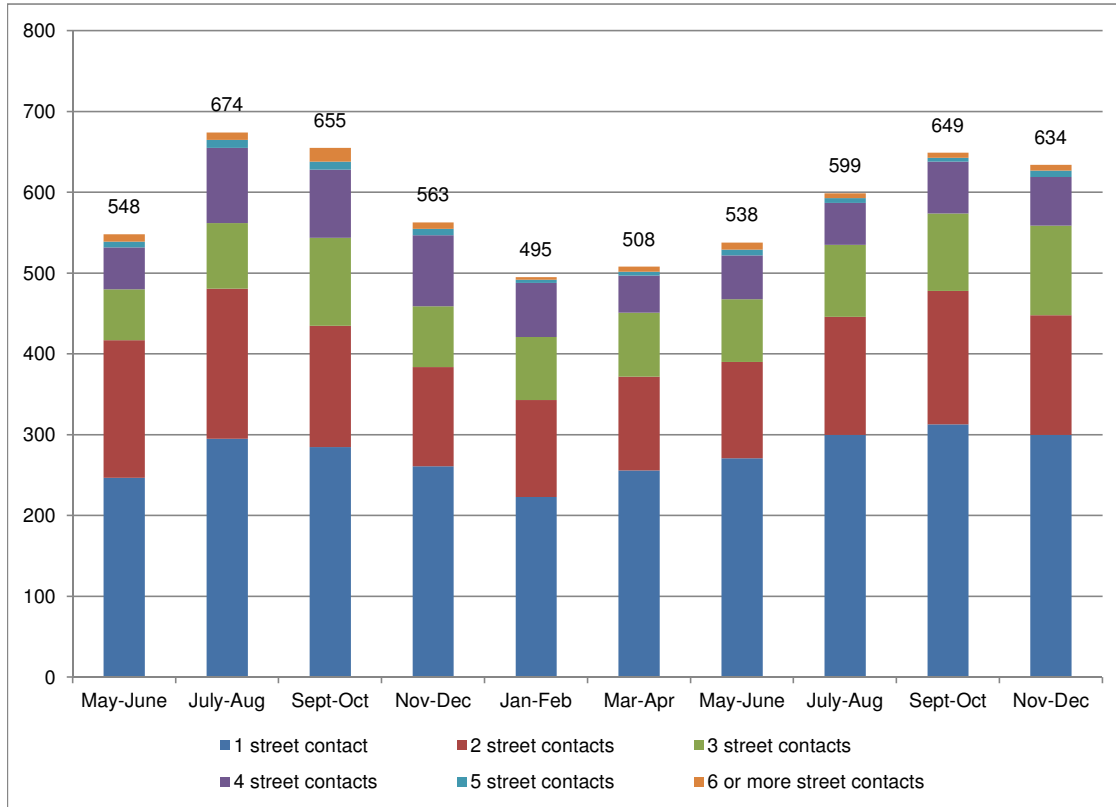
Note: New RS = New rough sleepers

All London Boroughs: No One Living on the Streets



Category	No. this period
LOS - Transferred from new RS	27
LOS - Known	222
LOS - RS205+	66
Total	315

All London Boroughs: Intermittent Rough Sleepers



No. bedded down street contacts during this period	No. intermittent rough sleepers
1 street contact	300
2 street contacts	148
3 street contacts	111
4 street contacts	60
5 street contacts	8
6 or more street contacts	7
Total	634

3. NATIONALITY

Nationality: Rolling Figures

Nationality of people seen rough sleeping by outreach or BBS services.

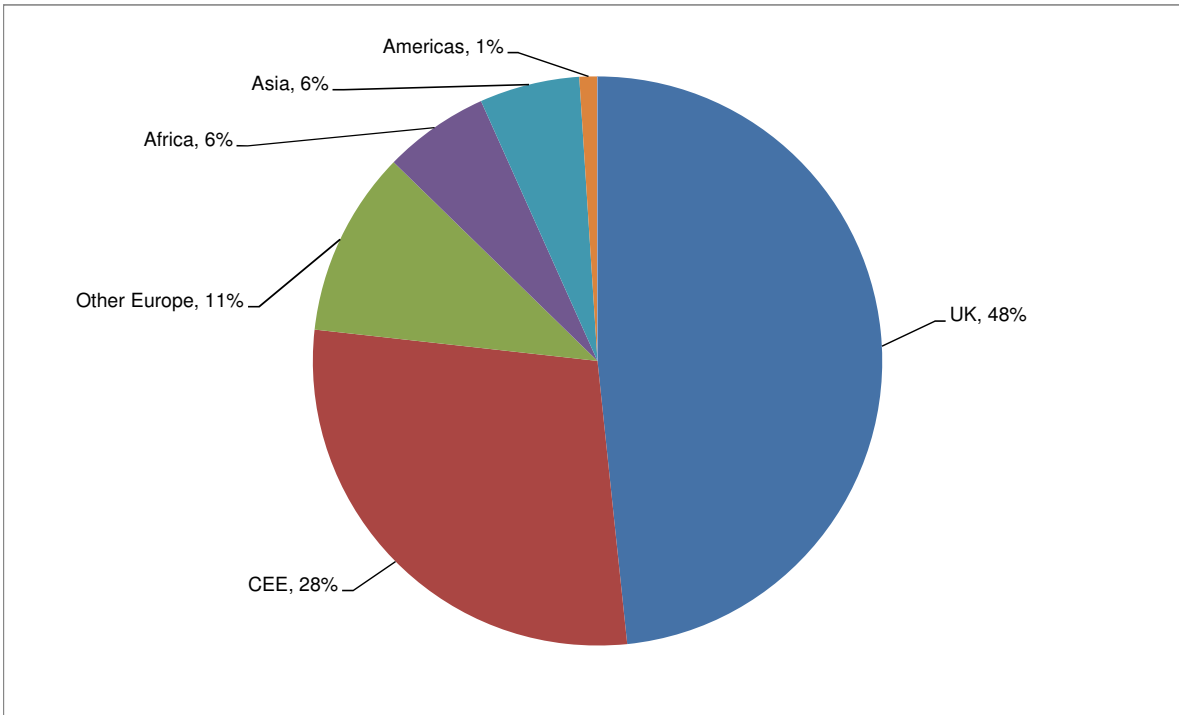
Nationality	Jul-Aug 13		Sep-Oct 13		Nov-Dec 13	
	No.	%	No.	%	No.	%
UK	826	48%	831	49%	757	48%
Ireland (Republic of)	42	2%	40	2%	33	2%
France	15	1%	22	1%	21	1%
Germany	11	1%	14	1%	7	0%
Italy	27	2%	25	1%	17	1%
Portugal	23	1%	24	1%	28	2%
Spain	17	1%	12	1%	25	2%
Bulgaria	9	1%	21	1%	23	1%
Czech Republic	17	1%	31	2%	26	2%
Estonia	6	0%	3	0%	7	0%
Hungary	28	2%	32	2%	24	2%
Latvia	20	1%	17	1%	15	1%
Lithuania	56	3%	63	4%	60	4%
Poland	153	9%	156	9%	167	11%
Romania	172	10%	116	7%	110	7%
Slovakia	11	1%	18	1%	13	1%
Slovenia	0	0%	0	0%	0	0%
<i>Central and East Europe Subtotal</i>	<i>472</i>	<i>28%</i>	<i>457</i>	<i>27%</i>	<i>445</i>	<i>28%</i>
Other Europe	36	2%	34	2%	34	2%
Africa	105	6%	111	7%	94	6%
Asia	113	7%	92	5%	89	6%
Americas	18	1%	23	1%	16	1%
Australasia	1	0%	2	0%	0	0%
Missing	10		11		13	
Not known	26		30		34	
<i>Total (incl. Missing/Not known)</i>	<i>1742</i>		<i>1728</i>		<i>1613</i>	
Total (excl. Missing/Not known)	1706	100%	1687	100%	1566	100%

Note: Percentages are calculated from total excluding clients whose nationality was not known or not recorded.

In individual borough reports some nationalities included in the table above may have '0' clients recorded against them – these nationalities are included in this standardised table as they represent a significant number of clients across London as a whole.

Nationality: Breakdown by Area

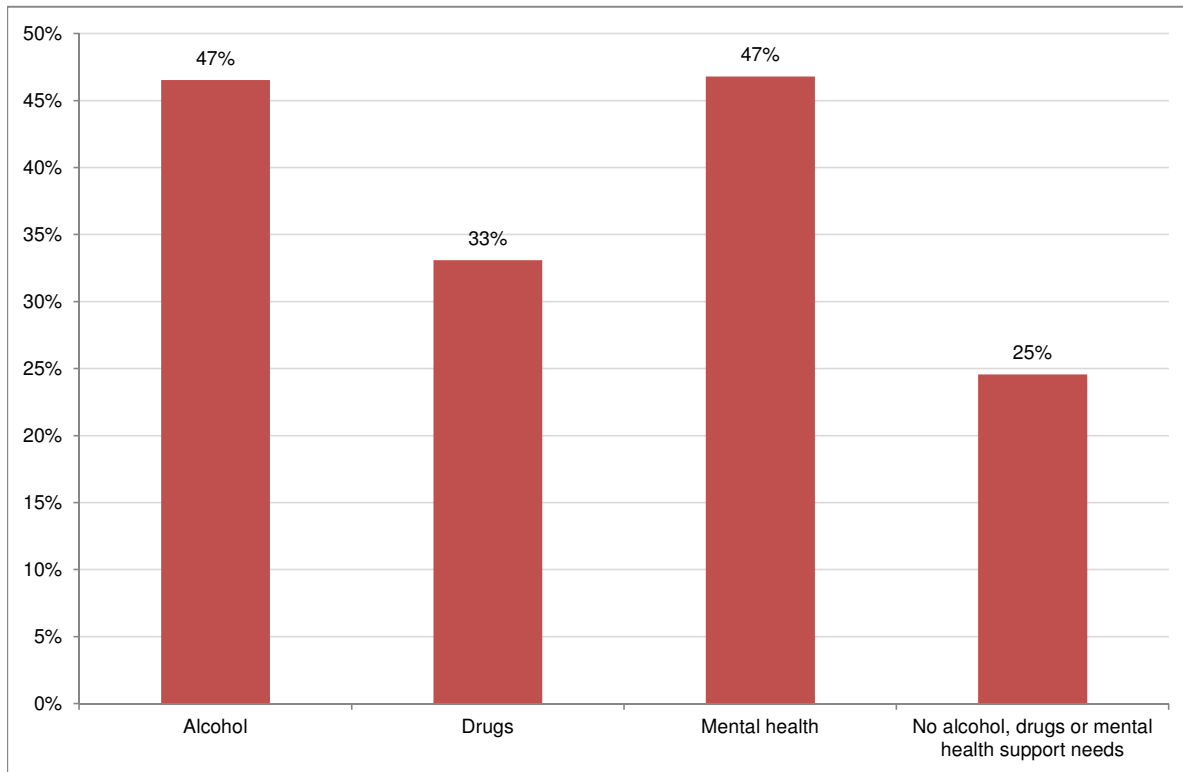
Nationality of people seen rough sleeping by outreach or BBS services, grouped by area.



Base: 1566. Note that the base figure for this chart excludes clients whose nationality is not known or recorded.

4. SUPPORT NEEDS

Support needs of people seen rough sleeping by outreach or BBS services.

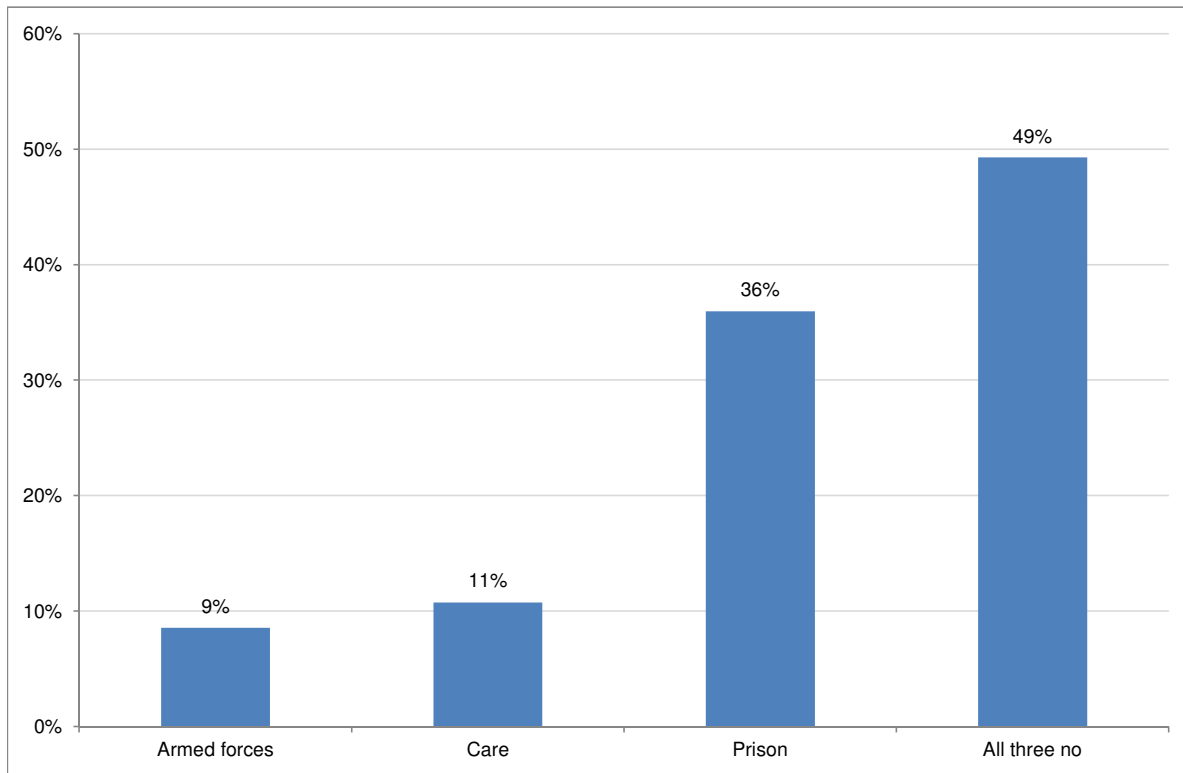


Base: 1233. Note that the base figure for this chart excludes clients where all three support needs are not known or not recorded (380)

Support Needs	No. people	% of people seen rough sleeping
Alcohol only	177	11%
Drugs only	61	4%
Mental health only	195	12%
Alcohol and drugs	92	6%
Alcohol and mental health	127	8%
Drugs and mental health	77	5%
Alcohol, drugs and mental health	178	11%
All three no	303	19%
All three not known or not assessed	380	24%
All three no, not known or not assessed	23	1%
Total	1613	100%

5. INSTITUTIONAL & ARMED FORCES HISTORY

People seen rough sleeping by outreach or BBS services, by experience of armed forces, care or prison.



Base: 1134. Note that the base figure for this chart excludes clients where all three institutional histories are not known or not recorded.

Nationality of rough sleepers with experience of armed forces:

Nationality	No. people	% of people seen rough sleeping
UK	28	2%
Non-UK	69	6%
Not known/recorded	0	0%
Total	97	9%

6. ACCOMMODATION AND RECONNECTION OUTCOMES

Reconnections and bookings into accommodation achieved for verified rough sleepers by borough based services and London Street Rescue during the period.

Accommodation and reconnection outcomes by number of people:

Outcome	Sep-Oct 13	Nov-Dec 13
	No. people	No. people
Booked into accommodation or reconnected	567	508
Booked into accommodation*	497	467
Booked into long term accommodation	156	140
Booked into hostel accommodation	244	225
Booked into other accommodation	150	132
Reconnected	81	43
Booked into NSNO Assessment Hub**	317	324
Booked into NLOS Assessment Hub**	40	53

*Some people may have been booked into more than one type of accommodation during the period.

**People booked into NSNO or NLOS Assessment Hubs may also have been accommodated or reconnected during the period. The figure given includes referrals from the borough by London Street Rescue.

Accommodation and reconnection outcomes by number of events:

Accommodation type	Sep-Oct 13		Nov-Dec 13	
	No. events	%	No. events	%
Assessment centre	51	7%	34	6%
Bed & breakfast	43	6%	31	5%
Clinic/Detox/Rehab	11	2%	8	1%
Rolling shelter	0	0%	0	0%
Hostel	259	38%	246	41%
Other temporary accommodation	60	9%	72	12%
Second-stage accommodation	3	0%	4	1%
St Mungo's complex needs	8	1%	9	2%
St Mungo's semi-independent	7	1%	12	2%
Care home	0	0%	0	0%
Clearing House/RSI	24	4%	20	3%
LA tenancy (general needs)	9	1%	8	1%
Private rented sector - independent	64	9%	46	8%
Private rented sector - with some floating support	18	3%	18	3%
RSL tenancy (general needs)	3	0%	4	1%
Sheltered housing	7	1%	11	2%
Supported housing	24	4%	22	4%
Tied accommodation	0	0%	0	0%
Other long-term accommodation	6	1%	6	1%
Bookings into accommodation total	597	88%	551	92%
Reconnection type				
Return to home area	68	10%	39	7%
Seeking work	3	0%	2	0%
Move to area for friends/family	30	4%	22	4%
Move to area with appropriate services	28	4%	16	3%
Reconnections total	84	12%	45	8%
Total	681	100%	596	100%

Note: An individual may have had more than one reconnection, or been booked into accommodation more than once, during the period.

7. NO SECOND NIGHT OUT AND LONDON RECONNECTIONS

Outcomes achieved by non-outreach services covering the whole of London.

No Second Night Out Assessment Hub

People arriving at NSNO Assessment Hubs:

	No. people
NSNO Assessment Hub - North	141
NSNO Assessment Hub - South	91
NSNO Assessment Hub - West	92

Accommodation and reconnection outcomes by number of people:

Outcome	No. people
Booked into accommodation or reconnected	221
Booked into accommodation	209
Reconnected	114

Note: Above table includes outcomes achieved by London Reconnections with NSNO clients.

London Reconnections Project

Accommodation and reconnection outcomes by number of people:

Outcome	No. people
Booked into accommodation or reconnected	49
Booked into accommodation	22
Reconnected	43

Note: Above table does not include outcomes achieved by London Reconnections with NSNO clients.

8. TEMPORARY ACCOMMODATION

Hostels, assessment centres, rolling shelters and second-stage accommodation.

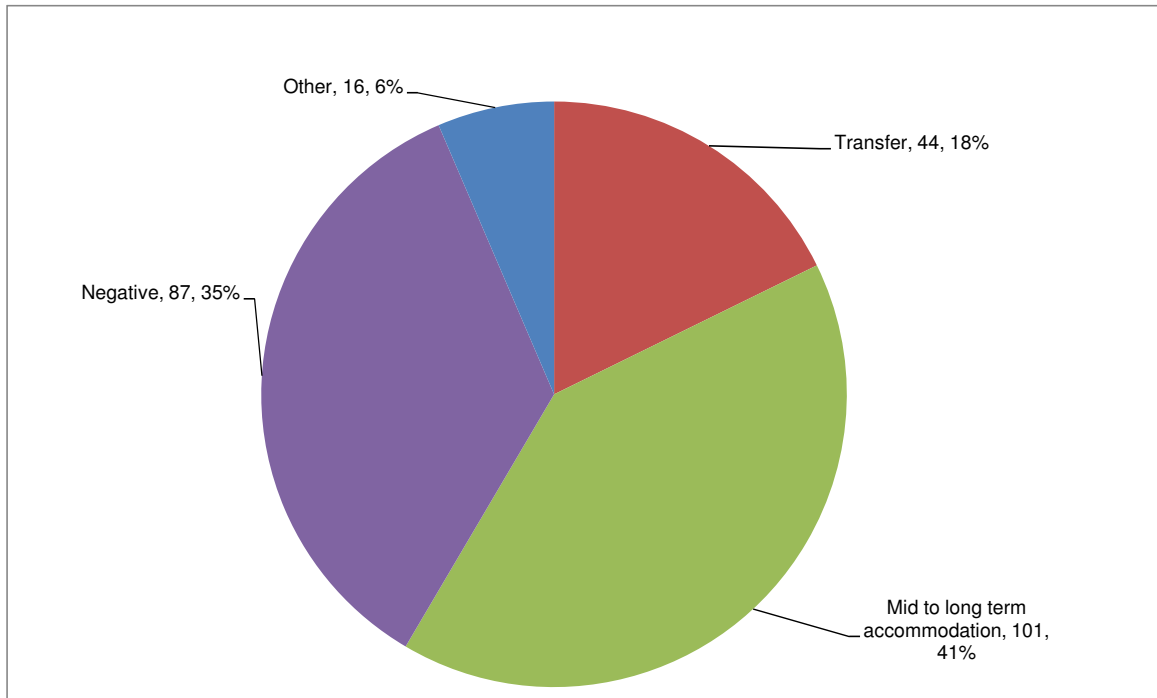
Arrivals

A total of 270 individuals arrived at temporary accommodation during the period.

Departures: Destination on Departure

A total of 246 individuals departed from temporary accommodation during the period.

Departures from temporary accommodation, by destination on departure.



Base: 248

Destination on departure	Destination category	Chart colour
Assessment Centre, Bed & Breakfast, Detox clinic, Hospital - not long term/acute care, Hostel - another organisation, Hostel - within the organisation, NASS accommodation, Night shelter, NLOS Assessment Hub, NSNO Assessment Hub, Psychiatric hospital, Rehab clinic, Temporary accommodation (LA)	Transfer	
Accommodation where client is owner, Care home, Clearing House/RSI, Hospital - long term, LA tenancy (general needs), Long stay hospice, Private rented sector - independent, Private rented sector - with some floating support, Returned to home country (EEA), Returned to home country (non EEA), RSL tenancy (general needs), Sheltered Housing, Supported Housing, Tied accommodation with work	Mid to long term accommodation	
Committed suicide, Not known, Sleeping rough/Returned to streets, Taken into custody	Negative	
Died, Previous home, Staying with family, Staying with friends	Other	

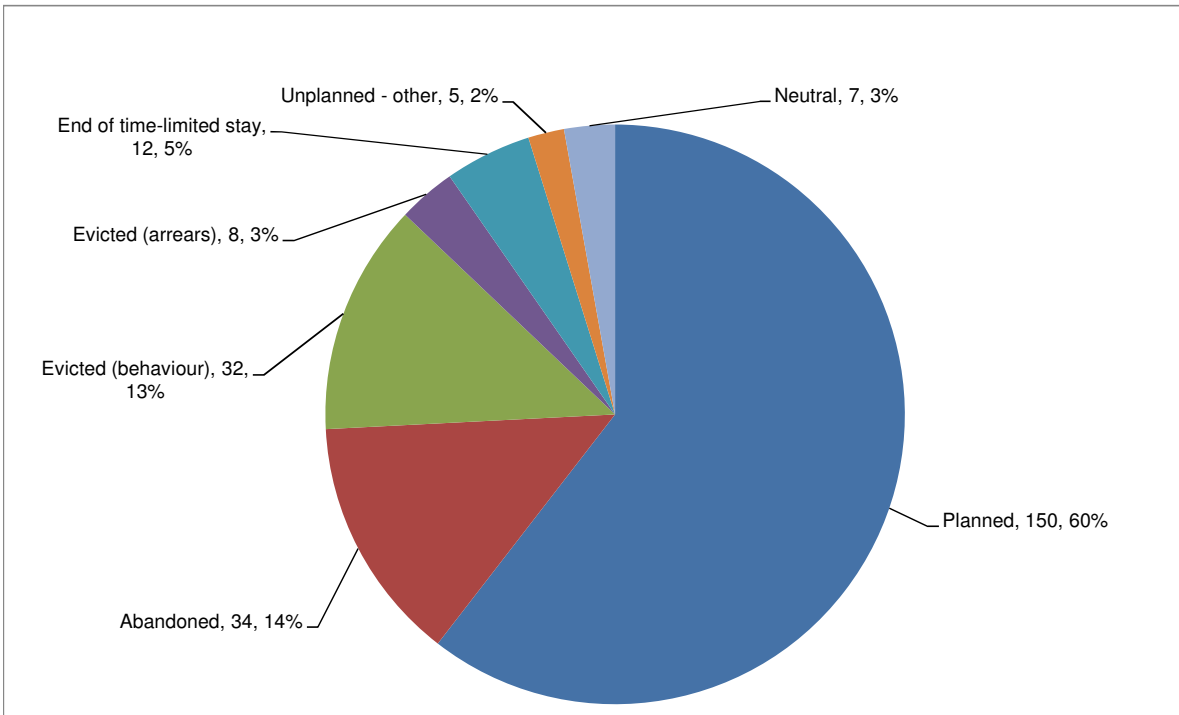
Note: An individual may have had more than one accommodation departure during the period.

Destination on departure	No. departures	%
Accommodation where client is owner	0	0%
Assessment centre	1	0%
Bed & Breakfast	1	0%
Care home	2	1%
Clearing House/RSI	5	2%
Committed suicide	0	0%
Detox clinic	2	1%
Died	3	1%
Hospital - long term	0	0%
Hospital - NOT long term/acute care	0	0%
Hostel - another organisation	14	6%
Hostel - within the organisation	13	5%
LA tenancy (general needs)	6	2%
Long stay hospice	0	0%
NASS accommodation	2	1%
Night shelter	4	2%
NLOS Assessment Hub	0	0%
Not known	60	24%
NSNO Assessment Hub	1	0%
Previous home	0	0%
Private rented sector - independent	4	2%
Private rented sector - with some floating support	5	2%
Psychiatric hospital	0	0%
Rehab clinic	1	0%
Returned to home country (EEA)	46	19%
Returned to home country (non EEA)	8	3%
RSL tenancy (general needs)	5	2%
Sheltered Housing	1	0%
Sleeping rough/Returned to streets	13	5%
Staying with family	8	3%
Staying with friends	5	2%
Supported Housing	19	8%
Taken into custody	14	6%
Temporary accommodation (LA)	5	2%
Tied accommodation with work	0	0%
Total	248	100%

Note: An individual may have had more than one accommodation departure during the period.

Departures: Reason for Leaving

Temporary accommodation departures by reason for leaving.



Base: 248

Note: An individual may have had more than one accommodation departure during the period.

9. METHODOLOGY

From January 2012 onwards CHAIN rough sleeping figures are reported on a bi-monthly basis, rather than on the previously used quarterly cycle.

Some important changes have also been made to how the borough figures are compiled. Firstly, people who have been seen rough sleeping in more than one borough during the reporting period are no longer counted towards the totals for all boroughs in which they were seen. Each person seen rough sleeping is now assigned to one borough only during the period, so that the totals for all boroughs combined equals the overall total for London.

Where people have been seen rough sleeping in multiple boroughs they are assigned to a single borough, based on the following method:

- New rough sleepers (i.e. people not seen rough sleeping prior to this period) are assigned to the first borough they were seen rough sleeping in during the period
- Rough sleepers who are not new are assigned to the borough they were last seen rough sleeping in during the period

Secondly, all people seen rough sleeping during the period are assigned to categories, based on the following factors:

- Whether they were new rough sleepers during the period
- How many times they were seen rough sleeping during the period
- Number of days elapsed between first and last time they were seen rough sleeping during the period

The various categories are presented in the “Rough sleeper population analysis” section of this report. A further explanation of the individual categories follows.

New rough sleepers

New rough sleepers, who were seen for the first time during the period. The total number of new rough sleepers is broken down into those who were seen just once and did not have a second night out, those who were seen on several occasions, but as yet have not been on the streets long enough to count as ‘living on the streets’, and those new to the streets who have remained there long enough to fulfil the criteria for ‘living on the streets’ (outlined below).

Living on the streets (LOS)

With the designation ‘living on the streets’ we refer to rough sleepers who have stayed on the streets after arriving, and are entrenched or at risk of becoming so. In determining who is counted as living on the streets we have used a combination of time on the streets (three or more weeks between the earliest and latest bedded down contact) and number of bedded down contacts (five or more contacts in the LDB boroughs and three or more contacts in the rest of London) during the period we are reporting on. If a person is seen bedded down six times, but only during one week, he or she does not count. If a person has four bedded down contacts, but spread over two months, he or she would also not count. To be counted a rough sleeper must have both elements.

The reporting period covers two months. However, to ensure that we do not miss those whose rough sleeping crosses over reporting periods we look back for the three weeks immediately before the start of the two month reporting period. For a rough sleeper in these circumstances, if they are not seen again, he or she will not be reported living on the streets in the next period.

The LOS total will include some who were new to the streets in the period, but whose stay extended beyond three weeks and who were seen bedded down at least five times - these are transferred from the flow figures (shown in red in both section one and two of the report). The LOS total will also include some who are no longer on the streets, having gone into accommodation (or disappeared). They will not appear in the subsequent LOS total. Rough sleepers will only count as LOS during the period where they meet the above definition.

RS205+ refers to people who have been identified as especially hard to help because of their prolific history of rough sleeping . This group appear in the LOS chart if they have any number of bedded down contacts within the two months being reported on.

Intermittent rough sleepers

Intermittent rough sleepers are those who are not new in this period, and have not been seen rough sleeping enough to be deemed living on the streets. This group includes those who sleep rough periodically for very short periods (including some street drinkers and beggars). It also will include those whose return to the streets for a longer period (but in this period less than the 'living on the streets' definition). Those that go on to be living on the streets will appear in that category in the next period.